Environmental Study Report

Location:

Willink Middle School
900 Publishers Way
Webster, New York

Prepared for:

Webster Central School District
c/o Brian Freeman
Assistant Superintendent for Business
119 South Avenue, Webster, NY 14580

LaBella Project No. 2190309

February 2019

LaBella
Powered by partnership.

300 State Street, Suite 201 | Rochester, NY 14614 | p 585-454-6110 | f 585-454-3066

Table of Contents

1.0 INTRODUCTION 1
2.0 OBJECTIVE 1
3.0 SCOPE OF WORK 1
3.1 2018-2019 Study 1
3.2 Previous Investigations 3
4.0 HISTORICAL RESEARCH 3
4.1 Summary of Historical Research Completed 3
4.2 Site Listings 4
4.3 Adjacent Property Listings 4
4.4 All Regulatory Database Listings 5
4.5 Aerial Photography 7
4.6 Municipal Records 7
4.7 Summary of Historical Information 8
5.0 INDOOR AIR SCREENING 9
5.1 Mold and Indoor Air Quality Assessment 9
5.1.1 Methodology 9
5.1.2 Results 10
6.0 INDOOR AIR ANALYTICAL TESTING 11
6.1 VOC Air Sampling 11
6.1.1 Methodology 11
6.1.2 Results 12
6.2 Radon Sampling 12
6.2.1 Methodology 12
6.2.2 Results 12
6.3 Aldehyde Air Sampling 13
6.3.1 Methodology 13
6.3.2 Results 13
7.0 EXTERIOR SOIL AND GROUNDWATER ANALYTICAL TESTING 13
7.1 Soil and Groundwater Sampling 13
7.1.1 Methodology 13
7.1.2 Results 14
7.1.2.1 Soil 14
7.1.2.1 Groundwater 15
8.0 SUMMARY OF RESULTS AND CONCLUSIONS 16
8.1 Historical Research 16
8.2 Indoor Air 16
8.3 Exterior Soil and Groundwater 16
9.0 SIGNATURES OF ENVIRONMENTAL PROFESSIONALS 18

TABLE OF CONTENTS

Continued

Figures

Figure 1 – Site Location Map
Figure 2 – 1st Floor Testing
Figure 3 – 2nd Floor Testing
Figure 4 – Exterior Testing Locations

Tables

Table 1 – Indoor Air Quality
Table 2 – Volatile Organic Compounds (VOCs) in Sub-Slab Vapor and Indoor Air
Table 3 – Radon in Indoor Air
Table 4 – Aldehydes in Indoor Air
Table 5 – Volatile Organic Compounds (VOCs) in Soil
Table 6 – Semi-Volatile Organic Compounds (SVOCs) in Soil
Table 7 – Pesticides in Soil
Table 8 – Polychlorinated Biphenyls (PCBs) in Groundwater
Table 9 – Metals and Cyanide in Groundwater
Table 10 – Volatile Organic Compounds (VOCs) in Groundwater
Table 11 – Semi-Volatile Organic Compounds (SVOCs) in Groundwater
Table 12 – Pesticides in Groundwater
Table 13 – Polychlorinated Biphenyls (PCBs) in Groundwater
Table 14 – Metals and Cyanide in Groundwater
Table 15 – Glycol in Groundwater
Table 16 – Perfluorinated Compounds in Groundwater

Appendix 1 Laboratory Reports
Appendix 2 Field Logs
Appendix 3 Historical Information

1.0 INTRODUCTION

LaBella Associates, D.P.C. ("LaBella") was retained by Webster Central School District (CSD), to conduct a preliminary Environmental Study at the Willink Middle School located at 900 Publishers Parkway in Webster, New York ("the Site").

Work associated with this study was performed in accordance with generally accepted environmental engineering and environmental contracting practices for this region. LaBella Associates, D.P.C., makes no other warranty or representation, either expressed or implied, nor is one intended to be included as part of its services, proposals, contracts or reports.

In addition, LaBella cannot provide guarantees, certifications or warranties that the property is or is not free of environmental impairment or other regulated solid wastes. The Client shall be aware that the data and representative samples from any given sampling point may represent conditions that apply only at that particular location and at the time of sampling, and such conditions may not necessarily apply to the general Site as a whole.

2.0 OBJECTIVE

The objective of this study was to assess environmental conditions including evaluating chemicals in indoor air, soil and groundwater and overall indoor air quality at the Willink Middle School in Webster CSD.

3.0 SCOPE OF WORK

3.1 2018-2019 Study

The tasks completed during this assessment are summarized below:

- Historical research for the Site and surrounding area *(refer to Section 4) – This was completed to assess for potential unknown issues at the Site or surrounding area.*
- Indoor volatile organic compound (VOC) screening *(refer to Section 5.1 and Table 1)* and soil vapor intrusion (SVI) sampling *(refer to Section 6.1 and Table 2) – This was completed to assess indoor air for typical contaminants of concern from industrial and/or commercial operations.*
- Indoor Aldehyde sampling *(refer to Section 6.3 and Table 4) – This was completed to assess potential off-gassing of building products.*
- Indoor Radon sampling *(refer to Section 6.2 and Table 3) – This was completed to assess potential radon gas levels. Radon is a naturally occurring contaminant that can infiltrate buildings in some areas.*
- Mold & indoor air quality assessment *(refer to Section 5.1 and Table 1) - This was completed to assess general air quality in the building.*
- Soil and groundwater sampling *(refer to Section 7 and Tables 5 through 16) – This was completed as a precautionary measure to further assess for typical contaminants of concern from industrial and/or commercial operations.*

Initially, historical research was conducted for the Site and the surrounding area to identify potential environmental concerns. Indoor air screening and sample collected was completed between December 19, 2018 and January 8, 2019.

The following table summarizes the interior screening and sampling completed.

Indoor Screening and Sampling Locations

Testing	# Locations	Rooms
Screening Level Data		
VOC screening (1)	171	Entire school
Mold/ Indoor Air Quality Screening (2)	171	Entire school
Analytical Testing		
VOC SVI sampling (3)	12	- Janitor A111 / Hallway A101 - Janitor B111 / Hallway B101 - Janitor C111 / Hallway C101 - Classroom B102 - Data Room B126 / Hallway F102 - Pump Room C124 - Gym Storage F109 / Hallway F103 - Classroom A209 - Classroom B202 - Classroom B205 - Classroom B210 - Classroom C207
Aldehyde sampling (4)	12	- Classroom A106 - Classroom B102 - Classroom B106 - Classroom B112 - Classroom B115 - Classroom C114 - Pump Room C124 - Gymnasium F113 - Classroom A209 - Classroom B205 - Classroom B210 - Classroom C207
Radon Sampling (5)	12	- Classroom A106 - Classroom B102 - Classroom B106 - Classroom B112 - Classroom B115 - Classroom C114 - Pump Room C124 - Gymnasium F113 - Classroom A209 - Classroom B205 - Classroom B210 - Classroom C207

(1) VOC screening denotes screening for total VOCs using a Rae Systems ppbRAE 3000.
(2) Mold/ Indoor Air Quality Screening denotes visual mold assessment and screening for temperature, humidity, carbon dioxide, and carbon monoxide using a Q-Trak TSI Indoor Air Quality Meter.
(3) VOC SVI sampling denotes soil vapor intrusion sampling consisting of sub-slab vapor, indoor and outdoor air sampling using laboratory-supplied Summa® canisters.

(4) Aldehyde sampling denotes indoor air sampling for aldehydes using laboratory-supplied silica gel samplers and pumps.
(5) Radon sampling denotes indoor air sampling for radon using laboratory-supplied radon kits.

Results of each task are included in Section 4 through Section 7. Refer to Section 8 for a summary of all results.

3.2 Previous Investigations

This 2018-2019 study did not include the evaluation of drinking water. Drinking water is supplied by Monroe County Water Authority and groundwater at the Site is not used as a source of potable water. Webster CSD has conducted drinking water analyses on separate occasions.

Radon sampling was previously conducted in February 2016. Radon was analyzed by Radon Testing Corporation of America (RTCA) and included in a reported dated February 17, 2016. The radon concentrations detected in 2016 did not exceed the USEPA recommended action level. Refer to Section 6.2 for further details regarding radon results.

An Indoor Air Quality Investigation Report dated April 2008 prepared by Monroe #1 BOCES was reviewed by LaBella. This investigation consisted of measuring carbon dioxide, carbon monoxide, temperature, and relative humidity in Room B212, B204, the hallway outside Room B212 and the hallway near room B125. This investigation was reportedly a follow-up to an initial investigation performed on February 25, 2008. This investigation concluded that on April 3, 2008 all test areas were within American Society of Heating, Refrigeration, and Air Conditioning Engineers (ASHRAE) standards for carbon dioxide. This investigation recommended that the amount of fresh air supplied to room B204 be increased. In addition, this investigation noted ceiling tiles in room B212 with water damage and recommended these tiles be replaced. Ceiling tiles with water damage were not observed during this assessment.

4.0 HISTORICAL RESEARCH

4.1 Summary of Historical Research Completed

The government records search included a review of federal, state, and local government databases of known or suspected inactive hazardous waste facilities; petroleum and chemical bulk storage tank facilities; reported spills, including leaking underground storage tanks (USTs); and hazardous waste generation facilities within one (1) mile of the Site. Environmental Risk Information Services (ERIS), an independent research firm, was contracted to perform a government records search. The ERIS report is included in Appendix 3. It should be noted Sanborn Fire Insurance Maps were requested; however, there was no coverage for the Site or adjacent properties. The response is included in Appendix 3.

Historical aerial photographs were obtained from years 1930, 1951, 1961, 1970, 1980, 1988, 1999, 2002 and 2013. Aerial photographs are included in Appendix 3.

Freedom of Information Law (FOIL) requests were sent to New York State Department of Environmental Conservation (NYSDEC), New York State Department of Health (NYSDOH) and the Monroe County Health Department to request any environmental-related files associated with the Site and adjacent properties. The FOIL requests and responses are included in Appendix 3. Results of the historical research are detailed in Sections 4.2 through 4.7, below.

4.2 Site Listings

One NYSDEC listing was identified associated with the Site. A copy of the listing is included in Appendix 3. This listing is detailed below.

Site Listings

Listing	Facility Name – Identification # (Address)
Facility Registry System (FRS)	Willink Middle School – 110019058865 (900 Publishers Parkway)

The USEPA Facility Registry System (FRS) is a centrally managed database that identifies facilities or places subject to environmental regulations or of environmental interest. FRS creates high-quality, accurate, and authoritative facility identification records through rigorous verification and management procedures that incorporate information from program national systems, state master facility records, and data collected from USEPA's Central Data Exchange registrations and data management personnel. The Site is identified in the FRS database in association with the New York Facility Information System (FIS) database which is managed by the NYSDEC and houses information about facilities that are regulated or of environmental interest to the state of New York. This listing is associated with construction of a new bus garage in 2000 that impacted a 0.66 acre of federal wetland. It was determined the project would not have a significant effect on the environment. A permit was issued for the bus garage and compliance with the NYSDEC Stormwater State Pollutant Discharge Elimination System (SPDES) General Permit for Construction Activities was required.

4.3 Adjacent Property Listings

Adjacent East – 818 Hard Road

One closed Spill listing (9204567) was identified associated with the east adjacent property, addressed as 818 Hard Road. A copy of the listing is included in Appendix 3. Based on USGS topographic mapping, flow of groundwater at the property appears to be to the north and away from the Site. According to the closed Spill Report, dated April 1, 1992, last updated August 24, 1993, a petroleum sheen was spotted in a drainage ditch. No evidence of dumping was found, and the sheen had dissipated. The NYSDEC closed the spill on August 23, 1993.

Adjacent North – 783 Hard Road

One inactive Spill listing (1611035) was identified associated with the north adjacent property, addressed as 783 Hard Road. A copy of the listing is included in Appendix 3. Based on USGS topographic mapping, the flow of groundwater at the property appears to be to the north and away from the Site. According to the inactive Spill Report Form, dated March 9, 2017, last updated April 24, 2017, a 30 x 30 foot area of soil was impacted by an unknown amount of transformer oil that was documented to be non-PCB oil by Rochester Gas & Electric. Seven (7) roll-offs of soil were removed and the NYSDEC inactivated the spill on April 24, 2017.

4.4 All Regulatory Database Listings

Regulatory Database Search Results

Database Searched	Number of Listed Sites	Search Radius	Facility Name – Federal Identification # (Address)	Distance/ Notes
USEPA National Priority List	0	1.0 mile	No listings	
USEPA Delisted National Priority List	0	0.50 mile	No listings	
USEPA SEMS	0	0.50 mile	No listings	
USEPA SEMS Archived	0	0.50 mile	No listings	
USEPA CERCLIS	0	1.0 mile	No listings	
USEPA CERCLIS NFRAP	0	1.0 mile	No listings	
USEPA RCRA CORRACTS	0	1.0 mile	No listings	
RCRA Treatment, Storage, and Disposal Facilities – non-CORRACTS	0	0.50 mile	No listings	
USEPA RCRA Generators	0	Site and Adjacent Properties	No listings	
National Response Center ERNS	0	Site only	No listings	
Federally Listed Sites with Institutional and/or Engineering Controls	0	Site only	No listings	
State Listed Facilities with Institutional and/or Engineering Controls	0	Site only	No listings	
State Listed Inactive Hazardous Waste Disposal Facilities	1	1.0 mile	Former Romeo Ford – 828096 (933 Ridge Road)	3,815 ft – South The listing does not appear to represent a concern to the Site based on the distance of this facility from the Site.
State Listed Voluntary Cleanup Program Facilities	1	0.50 mile	Jostens Photography, Inc. – V00241 (999 Picture Parkway)	1,022 ft – East Northeast The listing does not appear to represent a concern to the Site based on the apparent flow of groundwater to the north and away from the Site and the distance of this facility from the Site.

Database Searched	Number of Listed Sites	Search Radius	Facility Name – Federal Identification # (Address)	Distance/ Notes
State Listed Brownfield Cleanup Program Facilities	0	0.50 mile	No listings	
State Listed Environmental Restoration Program Facilities	0	0.50 mile	No listings	
State Listed Hazardous Substances Waste Disposal Sites	0	0.50 mile	No listings	
State Listed Part 360 Solid Waste Disposal Facilities	1	0.50 mile	Webster Highway Dept. – 28Y05 (1005 Picture Parkway)	1,655 ft – East Northeast The listing does not appear to represent a concern to the Site based on the apparent flow of groundwater to the northeast and away from the Site and the distance of this facility from the Site.
Local Inventory of Solid Waste Disposal Locations	0	0.50 mile	No listings or Not available	
NYSDEC Major Oil Storage Facilities	0	Site and Adjacent Properties	No listings	
NYSDEC Chemical Bulk Storage Facilities	0	Site and Adjacent Properties	No listings	
NYSDEC Petroleum Bulk Storage Facilities	0	Site and Adjacent Properties	No listings	
NYSDEC Active Spill Listings	0	0.50 mile	No listings	
NYSDEC Closed/ Inactive Spill Listings*	2	Site and Adjacent Properties	#9204567 (closed) (818 Hard Road) #1611035 (inactive) (783 Hard Road)	41 ft – East 592 ft – Northeast These listings do not appear to represent a concern to the Site based on the apparent flow of groundwater to the north and away from the Site and the distance from the Site.

*Review of the NYSDEC Spills/Leaking Storage Tank (LST) database identified 24 closed/inactive NYSDEC Spills within a 0.5-mile radius of the Site that did not occur on the Site or adjacent properties. As spills assigned a closed or inactive status by the NYSDEC typically suggests that the spill has been remedied to the satisfaction of the NYSDEC, these spills do not appear to represent an environmental concern related to the Site.

4.5 Aerial Photography

The table below outlines observations of the Site and adjacent properties obtained from the review of aerial photographs.

Aerial Photograph Summary

Date	Observations
1930	The Site appears to be utilized for agricultural purposes. An orchard can be seen located on the southeastern portion of the Site. The north, east, and south adjacent properties appear to be utilized for agricultural purposes and have orchards present. The west adjacent property appears to be undeveloped.
1951, 1961	The Site appears to be utilized for agricultural purposes. The adjacent properties appear to be utilized for agricultural and residential purposes. The south adjacent property appears to have an orchard located on the Site.
1970, 1980, 1988	The Site appears to be utilized for agricultural purposes. The adjacent properties appear to be utilized for agricultural and residential purposes. A school appears to be located on the west adjacent property.
1999	The site appears to be utilized as vacant grassland. The north and east adjacent properties appear to be utilized for residential purposes. A school appears to be located on the west adjacent property. The south adjacent property appears to be utilized as a commercial property.
2002, 2013,	The site appears to be utilized as a school. The north and east adjacent properties appear to be utilized for residential purposes. A school appears to be located on the west adjacent property. The south adjacent property appears to be utilized as a commercial property.

Based on aerial photography, an apparent orchard was identified on the southeastern portion of the Site in at least 1930. The Site was utilized for agricultural purposes from 1930 until at least 1988. The Site appeared to be vacant grassland in at least 1999. The Site was developed with the current school in at least 2002. Copies of the aerial photographs are included in Appendix 3.

4.6 Municipal Records

Tribal Records

There do not appear to be any Native American Sovereign Territories on or within one mile of the Site.

New York State Department of Environmental Conservation (NYSDEC)

A FOIL request was submitted to the NYSDEC on January 14, 2019. A response was received from the NYSDEC on January 3, 2019. According to the NYSDEC, after a diligent search, no records could be located for the names and addresses provided. Copies of the FOIL request and response are included in Appendix 3.

Monroe County Health Department

A FOIL request was submitted to the MCHD on December 13, 2018. As of the date of this report submission, a response has not been received from the MCHD. Any pertinent information received

as a result of this FOIL request will be included as a Letter of Addendum. A copy of the FOIL request is included in Appendix 3.

New York State Department of Health (NYSDOH)
A FOIL request was submitted to the NYSDOH on December 13, 2018. A response was received from the NYSDOH on December 31, 2018. According to the NYSDOH database of solid waste facilities, one (1) suspected site, one (1) confirmed site, and one (1) NYSDEC registry site were found within a 0.5 mile radius around the Site. The following table summarizes the solid waste facilities identified via the NYSDOH FOIL request.

Site Type	Site Name	Type of Waste
Suspected Site	Not Listed	Unknown
Confirmed Site	Not Listed	Construction/ Demolition
NYSDEC Registry Site	Jostens Photography, Inc (999 Picture Parkway)	See NYSDEC Website

It should be noted that 999 Picture Parkway is 1,022 feet east-northeast of the Site and based on topographic mapping, the apparent flow of groundwater is towards the north and away from the Site. Refer to the Table in Section 4.4 for more information regarding this listing.

In addition, an Environmental Health Assessment Investigation Form for the Site was included in the NYSDOH FOIL response. The form indicates on February 13, 2002 there was a complaint regarding high carbon dioxide levels above 2,000 parts per million (ppm). As a result, carbon dioxide measurements were collected in three (3) classrooms and carbon dioxide readings measured <1,000 ppm, 1,700 ppm and 1,400 ppm. No further information regarding this investigation was provided. A copy of the FOIL request and response are included in Appendix 3.

4.7 Summary of Historical Information

The following summarizes historical information of note that was obtained and reviewed as part of this investigation as detailed in Sections 4.2 through 4.6.

- USEPA Records - The Site is listed on the USEPA Facility Registry System (FRS) which is a centrally managed database that identifies facilities or places subject to environmental regulations or of environmental interest. The Site listing is associated with construction of a new bus garage in 2000 that impacted a 0.66 acre of federal wetland. It was determined the project would not have a significant effect on the environment. A permit was issued for the bus garage and compliance with the NYSDEC Stormwater State Pollutant Discharge Elimination System (SPDES) General Permit for Construction Activities was required. This listing does not present an environmental concern.
- NYSDEC Records - Regulatory listings associated with closed/ inactive NYSDEC petroleum spills were identified on two (2) adjacent properties; 818 Hard Road to the east and 783 Hard Road to the north. Based on the distances of these properties from the Site and the apparent flow of groundwater to the north and away from the Site, these listings do not present environmental concerns. The adjacent property listings are summarized below.
    - *Adjacent East – 818 Hard Road -* One closed Spill listing (9204567) was identified associated with the east adjacent property, addressed as 818 Hard Road. According to the closed Spill Report, dated April 1, 1992, last updated August 24, 1993, a petroleum sheen was spotted in a drainage ditch. No evidence of dumping was found, and the sheen had dissipated. The NYSDEC closed the spill on August 23, 1993.

- *Adjacent North – 783 Hard Road -* One inactive Spill listing (1611035) was identified associated with the north adjacent property. According to the inactive Spill Report Form, dated March 9, 2017, last updated April 24, 2017, a 30 x 30 foot area of soil was impacted by an unknown amount of transformer oil that was documented to be non-PCB oil by Rochester Gas & Electric. Seven (7) roll-offs of soil were removed and the NYSDEC inactivated the spill on April 24, 2017.

Based on the distances of these properties from the Site and the apparent flow of groundwater to the north and away from the Site, these listings do not present environmental concerns. However, as a precautionary measure, petroleum compounds were assessed in soil, groundwater, sub-slab soil vapor and indoor air during this assessment.

- NYSDOH Records – NYSDOH database of solid waste facilities identified one (1) suspected site, one (1) confirmed site, and one (1) NYSDEC registry site within a 0.5 mile radius around the Site. Based on the database search completed (refer to Section 4.4), there are no listings associated with adjacent Sites, other than the closed/ inactive NYSDEC Spill listings mentioned above. The NYSDEC Registry Site (999 Picture Parkway) is 1,022 feet east-northeast of the Site and the apparent flow of groundwater is towards the north (i.e., away from the Site). As a precautionary measure, VOCs were assessed in soil, groundwater, sub-slab soil vapor and indoor air during this assessment. In addition, groundwater was analyzed for various additional parameters totaling 173 compounds (refer to Section 7.0) to evaluate the potential for migration of contaminants on-Site from off-Site sources.
- Other Records - An apparent orchard was identified on a 1930 aerial photograph in the southeastern portion of the Site. The 1951 aerial photograph (next available year) did not identify an orchard. Although the apparent orchard was relatively small and does not appear to have been present for a long duration, as a precautionary measure, pesticides were assessed in soil and groundwater during this assessment.

5.0 INDOOR AIR SCREENING

5.1 Mold and Indoor Air Quality Assessment

5.1.1 Methodology

This task assessed for mold growth by conducting a visual inspection of the classrooms for mold growth or water damage and assessed general Indoor Air Quality (IAQ) throughout the school. Mold observations were limited to the areas walked or accessed via a ladder. No assessment or investigation was conducted behind walls, inside plenums or in any other generally inaccessible area.

In an effort to assess and understand the current IAQ of employee and student occupied spaces, rooms throughout the school were screened for the standard IAQ parameters including carbon dioxide (CO_2), carbon monoxide (CO), temperature, and relative humidity (RH). IAQ parameters were measured in all rooms within the school using a Q-Trak TSI Indoor Air Quality Meter. These parameters are utilized as indicators of ventilation system effectiveness and overall human comfort. In conjunction with the IAQ assessment, a photoionization detector (PID) capable of detecting parts per billion (ppb) (Rae Systems ppbRAE 3000) was used to screen each room for total VOCs. It should be noted that this meter screens for total VOCs as opposed to individual compounds and can detect VOCs in everyday products including but not limited to paint, markers, whiteout, ink, etc.

IAQ and VOC screening were instantaneous measurements collected over a short period of time, less than one (1) minute. A total of 171 IAQ measurements were recorded. The first set of IAQ

measurements were collected on December 19, 2018 while school was in session, during normal operation. At this time, the heating recovery units were all operating at 100% outdoor air with the exception of the heating recovery unit that controls the 2nd floor of the B Wing (Green Wing) which was reportedly operating at 35% outdoor air to limit noise concerns in proximity to this particular unit.

On January 2, 2019 the heating recovery unit on the 2nd floor of the Green Wing was increased to 100% outdoor air and has remained at 100% since that time. IAQ measurements within the 2nd floor of the Green Wing were re-collected on January 4, 2019 with this heating recovery unit at 100% when school was in session during normal operation. On January 4, 2019, IAQ and PID measurements on the 2nd floor of the A Wing (Red Wing) and room E115 adjacent to the library which was being painted during the December 19, 2018 site visit which all had VOC readings during the initial screening on December 19, 2018, were also re-collected. The paint cans and supplies had been removed from Room E115 by January 4th.

IAQ measurements were taken throughout the school and readings were compared with other readings from different locations to identify any irregularities between different areas of the building. Additionally, the readings collected were compared to the established guidelines recommended by Occupational Safety & Health Administration (OSHA) and the American Society of Heating, Refrigeration, and Air Conditioning Engineers (ASHRAE).

5.1.2 Results

Results of VOC, relative humidity, carbon dioxide, carbon monoxide, and temperature screening and the mold assessment are detailed below.

VOCs

VOCs ranged from 0.000 ppm to 1.646 ppm with an average of 0.061 ppm while school was in session on December 19, 2018 and January 2, 2019. It should be noted the reading of 1.646 ppm was recorded in room E115 which was being painted at the time of the December 19, 2018 Site visit. On December 26th while the building was unoccupied, total VOC readings were recorded in the A Wing (Red Wing) and B Wing (Green Wing) on the 2nd floor to determine if there was a difference in VOCs when the school was occupied versus unoccupied. All VOC screening readings were 0.000 ppm when the building was unoccupied. It should be noted the meter used for VOC screening can detect VOCs in everyday products including but not limited to paint, markers, whiteout, ink, etc. There are no regulatory standards/ guidance values for VOC screening in indoor air; however, samples were collected for laboratory analysis to obtain concentrations of VOCs in indoor air (refer to Section 6.1 for VOC analytical results).

Relative Humidity/ Mold

Relative humidity ranged from to 19.5% to 36.6% with an average of 27%. ASHRAE recommends a maximum of 65% relative humidity to minimize the risks of microbial growth. All relative humidity reading were below the maximum recommended by ASHRAE. Evidence of mold was not observed during the mold assessment.

Carbon Dioxide (CO_2)

Carbon dioxide (CO_2) readings ranged from 529 to 1,467 ppm with an average of 801 ppm. ASHRAE recommends that carbon dioxide concentrations remain within a range of 1,000 to 1,200 ppm, exceeding 1,000 ppm for only short periods of time. This guideline is used to

assure that an appropriate amount of outside fresh air is delivered to the occupied spaces. It should be noted that carbon dioxide concentrations of concern for human health are significantly higher, per OSHA, concentrations of carbon dioxide greater than 5,000 ppm can pose a health risk.

Carbon Monoxide (CO)

Carbon monoxide was not detected above 0 ppm.

Temperature

Temperatures ranged from 64.2 to 72.4 degrees Fahrenheit and averaged 69.7 degrees Fahrenheit. There are no regulatory standards/ guidance values for temperature.

Indoor Air Quality Data Compared to OSHA and ASHRAE Standards

Parameter	OSHA Standard 29 CFR 1910.1000	ASHRAE Standard 62.1 - 2013	Data Collected at Willink Middle School
Relative Humidity (%)	N/A	< 65%	27% (Average)
CO_2 (PPM)	5,000 PPM TWA	<1,000	801 PPM (Average)

IAQ and VOC screening results were similar during all screening events with the following notable exceptions:

- VOCs were lower (not detected) in the 2nd floors of the A Wing (Red Wing) and B Wing (Green Wing) on December 26th while school was not in session and the building was unoccupied in comparison to December 19th and January 4th when school was in session and the building was occupied. Note that the other IAQ parameters were not measured on December 26th while the school was unoccupied.
- VOCs were lower in Room E115 on January 4th after painting was completed in comparison to December 19th when painting was in progress in this location.

6.0 INDOOR AIR ANALYTICAL TESTING

6.1 VOC Air Sampling

6.1.1 Methodology

Initially, a photoionization detector (PID) capable of detecting parts per billion (ppb) (Rae Systems ppbRAE 3000) was used to screen each room within the school for total VOCs. The maximum PID reading observed within each room was recorded. VOC screening data was conducted during the IAQ assessment and is summarized with the IAQ assessment in Section 5.1. The PID readings were evaluated to assist with selection of sample locations for laboratory testing. It should be noted the PID meter reads total VOCs and does not differentiate between specific compounds. This data is considered screening level data and was utilized to select actual laboratory sample locations.

Sub-slab and indoor air samples were collected to evaluate VOCs in sub-slab soil vapor and indoor air and was conducted in accordance with the *NYSDOH Guidance for Evaluating Soil Vapor Intrusion in the State of New York* dated October 2006 and subsequent updates ("NYSDOH Guidance"). The HVAC was operated under normal conditions for 48 hours prior to and during sampling. Samples were collected utilizing individually certified-clean 1-liter Summa Canisters equipped with laboratory calibrated flow regulators set to 8-hours provided by Test America laboratory. Immediately after opening each Summa canister, the initial vacuum and time was noted and recorded on the laboratory chain-of-custody. Refer to Appendix 2 for field logs. After approximately 8 hours of sample collection, final vacuum readings were noted and the Summa canisters were closed. Samples were shipped to Test America, a NYSDOH Environmental Laboratory Accreditation Program (ELAP)-certified laboratory in Knoxville, Tennessee for analysis of VOCs via USEPA Method TO-15.

6.1.2 Results

Results were compared to the NYSDOH Decision Matrices dated May 2017 and the Air Guideline Values derived by NYSDOH in the 2006 NYSDOH Guidance Document, updated in 2013 and 2015. In accordance with the NYSDOH Guidance, for compounds without a NYSDOH Decision Matrix or Air Guideline, results were compared to the EPA Building Assessment and Survey Evaluation (BASE) Database 90th percentile. The EPA BASE database was generated from a study of measured concentrations of VOCs from 100 randomly selected public and commercial office buildings. Results are as follows:

- Of the seventy-four (74) VOCs analyzed, twenty-five (25) compounds were detected in one or more indoor air samples.
- Concentrations of detected compounds do not exceed the NYSDOH Air Guideline Values.
- Concentrations of detected compounds that are applicable to a NYSOH Decision Matrix resulted in no further action.
- Concentrations of detected compounds do not exceed the EPA BASE Database 90th percentile values.

Refer to Table 2 for detected VOCs in the sub-slab, indoor and outdoor air.

6.2 Radon Sampling

6.2.1 Methodology

A total of twelve (12) radon samplers were placed throughout the school on December 26, 2018 and retrieved on December 28, 2018. Samplers were placed approximately 3-feet above the floor. Samplers were sent to Air Check Radon Lab in Mills River, North Carolina, a NYSDOH ELAP, National Radon Safety Board Certified and National Radon Proficiency Program certified laboratory for radon analysis.

6.2.2 Results

Radon sampling was previously conducted in February 2016 in which 136 radon samplers were placed across the school. None of the radon concentrations in the 2016 study exceeded the USEPA's recommended action level of 4 picoCuries per liter (pCi/L).

The 2018 radon sampling was conducted to confirm the results of the 2016 sampling. Of the twelve (12) radon samplers placed during the 2018 study, radon was detected in three (3) samples and none of the results exceeded the USEPA's recommended action level of 4 pCi/L. A summary of the 2018 radon results is included on the following table. Refer to Table 3 for 2018 Radon data.

6.3 Aldehyde Air Sampling

6.3.1 Methodology

A total of twelve (12) aldehyde profile samples were collected throughout the school on December 28, 2018. Samples were collected using low-flow air samplers calibrated to achieve a flow rate of 0.2 liters per minute (LPM). Each air sampler collected a total volume of approximately 12 liters of air after running for a duration of approximately 60 minutes.

Immediately after sampling, each sample was placed on ice in a temperature controlled cooler and shipped overnight to SGS Galson Laboratories in Syracuse, New York for aldehyde profile analysis via NIOSH 2016; HPLC/UV method. The aldehyde profile includes the analysis of eight (8) aldehydes including acetaldehyde, benzaldehyde, butyraldehyde, crotonaldehyde, formaldehyde, isovaleraldehyde, propionaldehyde and valeraldehyde.

6.3.2 Results

Of the twelve (12) aldehyde samples, one (1) aldehyde, formaldehyde, was detected in two (2) of the samples at a concentration of 0.009 ppm in each sample. There are no applicable regulatory standards for formaldehyde in indoor air. The National Institute for Occupational Safety and Health (NIOSH) recommends exposure to formaldehyde be limited to less than 0.016 ppm over a 10 hour day. The National Cancer Institute indicates typical levels of formaldehyde in indoor and outdoor air are around 0.03 ppm and individuals may experience adverse effects at 0.10 ppm. Concentrations of formaldehyde detected in the indoor air (0.009 ppm) are below the NIOSH recommended exposure limit (0.016 ppm) and below the typical levels of formaldehyde found in indoor and outdoor air (0.03 ppm) and the level which may cause adverse health effects (0.10 ppm) according to the National Cancer Institute. Refer to Table 4 for aldehyde data.

7.0 EXTERIOR SOIL AND GROUNDWATER ANALYTICAL TESTING

7.1 Soil and Groundwater Sampling

7.1.1 Methodology

Prior to the initiation of subsurface work, an underground utility stake-out, via *Dig Safely New York*, was completed at the Site (ticket number 12268-542-094) to locate utilities in the areas where the subsurface assessment would take place. LaBella retained On-The-Mark to check for utilities in the planned boring locations.

A direct push soil boring study was implemented at the Site using a Geoprobe®. Five (5) soil borings were advanced to equipment refusal which ranged from approximately 2.3 to 14 feet (ft) below ground surface (bgs). Presumed bedrock was encountered at the depth of equipment refusal in each soil boring. Soils consisted of silt and clay with lesser amounts of sand and gravel. Soils were continuously assessed for visual and olfactory evidence of impairment and screened with a PID. Evidence of impairment was not encountered in any of the soils. PID readings above 0.0 ppm were not encountered.

Groundwater was encountered in one (1) of the five (5) soil borings (LBA-SB1) at approximately 2.5-ft below ground surface (bgs) and a monitoring well was installed in this location (MW-1). Boring logs and monitoring well logs are included in Appendix 2. Exterior testing locations are shown on Figure 4. Soil samples were collected from three (3) locations; LBA-SB2 (0-3-ft bgs), LBA-SB3 (0-2.5 ft bgs), and LBA-SB4 (0-2.2 ft bgs). Soil samples were analyzed for the following parameters:

- VOCs via USEPA Method 8260
- semi-volatile organic compounds (SVOCs) via USEPA Method 8270
- Resource Conservation and Recovery Act (RCRA) Metals via USEPA Method 6010/7471
- pesticides via USEPA Method 8081
- polychlorinated biphenyls (PCBs) via USEPA Method 8082
- cyanide via USEPA Method 9012

A groundwater sample was collected from MW-1 for the following parameters:

- VOCs via USEPA Method 8260
- SVOCs via USEPA Method 8270
- RCRA Metals via USEPA Method 3 6010/7471
- pesticides via USEPA Method 8081
- PCBs via USEPA Method 8082
- cyanide via USEPA Method 9012
- glycol via USEPA Method 8015
- 1,4-dioxane via USEPA Method 8270SIM
- Per-fluorinated compounds (PFCs) via modified USEPA Method 537

Groundwater samples were collected using a high-density polyethylene (HDPE) bailer. A blind duplicate sample was collected for each parameter for soil and groundwater. A field blank and equipment blank were also collected for PFCs in groundwater; these were collected using laboratory-supplied PFC-free water. All samples were collected using laboratory-supplied bottleware that remained unopened until the time of sampling. Soil and groundwater samples were placed in a cooler packed with ice and sent under standard Chain of Custody procedures to a NYSDOH ELAP-certified laboratory, TestAmerica in Buffalo, New York for analysis. The groundwater sample MW-1 collected for metals analysis was analyzed both filtered and unfiltered. The sample was filtered by the laboratory using a 0.45 micron filter. A filtered sample was analyzed due to the initial sampling being highly turbid and thus it was likely that the result would be biased-high for metals due to the sediment as opposed to analysis of dissolved metals in groundwater (see below for additional discussion). Refer to Table 5 through Table 9 for tabulated soil data. Refer to Table 10 through Table 16 for tabulated groundwater data.

7.1.2 Results

7.1.2.1 Soil

Compounds detected in soil were compared to 6 New York Codes, Rules and Regulations (NYCRR) Part 375 Soil Cleanup Objectives (SCOs) for Unrestricted and Restricted Residential Use. Restricted Residential SCOs have been used as the comparison criteria for schools on sites managed by NYSDEC. It should be noted that these criteria are for sites within a NYSDEC program; however, these criteria are used routinely to assess if there is a remedial concern. It should be noted that this Site is not within a NYSDEC program and thus these criteria are for comparison purposes only.

- **VOCs:** VOCs were not detected in soil samples above Unrestricted or Restricted Residential Use SCOs.
- **SVOCs:** One (1) SVOC, indeno(1,2,3-cd)pyrene was detected in the blind duplicate sample collected from LBA-SB3 (0-2.5 ft bgs) at a concentration of 0.540 ppm which exceeds the Unrestricted and Restricted Residential Use SCO which are 0.5 ppm. Indeno(1,2,3-cd)pyrene

is a polycyclic aromatic hydrocarbon (PAH). PAHs are commonly utilized in asphalt and the presence of this compound is likely attributed to runoff from the adjacent asphalt parking lot and driveway.

- **Pesticides:** 4,4-'DDE, and 4,4-'DDT in LBA-SB2 and LBA-SB3 and 4,4-'DDD in LBA-SB2 were detected at concentrations that exceed Unrestricted Use SCOs but do not exceed Restricted Residential Use SCOs.
- **PCBs:** PCBs were not detected in soil samples above laboratory method detection limits (MDLs).
- **Metals:** Metals were not detected in soil samples above Unrestricted or Restricted Residential Use SCOs.
- **Cyanide:** Cyanide was not detected in soil samples above laboratory MDLs.

7.1.2.1 Groundwater

Compounds detected in groundwater were compared to 6NYCRR Part 703 Groundwater Quality Standards and Guidance Values. It should be noted there is no applicable standard or guidance value for PFCs and the USEPA Drinking Water Health Advisory Level was used for comparison purposes. It should be noted the groundwater at the Site is not used as a source of potable water and water used at the Site is supplied by Monroe County Water Authority.

- **VOCs:** VOCs were not detected in groundwater above NYSDEC Groundwater Quality Standards or Guidance Values.
- **SVOCs: S**VOCs were not detected in groundwater above NYSDEC Groundwater Quality Standards or Guidance Values.
- **Pesticides:** One (1) pesticide, dieldrin, was detected in groundwater up to 0.13 parts per billion (ppb) which is above the NYSDEC Groundwater Quality Standard of 0.004 ppb. Due to the turbid sample, the dieldrin concentration may not represent a dissolved groundwater concentration.
- **PCBs:** PCBs were not detected in groundwater above laboratory method detection limits (MDLs).
- **Metals:** Metals including arsenic, chromium and lead were detected in the unfiltered groundwater sample above NYSDEC Groundwater Quality Standards or Guidance Values. Metals detected in turbid groundwater may be biased high due to analysis of metals in the sediment as opposed to dissolved in the groundwater. The sample from MW-1 was also filtered by the lab to remove sediments and re-analyzed for metals in order to assess dissolved metals concentrations. The filtered sample did not detected metals above NYSDEC Groundwater Quality Standards or Guidance Values.
- **Glycol:** Glycol was not detected in groundwater above laboratory method detection limits (MDLs). There is no NYSDEC Groundwater Quality Standard or Guidance Value for glycol.
- **PFCs:** PFCs were not detected in groundwater above the USEPA Drinking Water Healthy Advisory Level.

8.0 SUMMARY OF RESULTS AND CONCLUSIONS

An environmental study consisting of historical research, interior and exterior testing was completed in December 2018 and January 2019. This report details the findings of this study which are summarized below:

8.1 Historical Research

The Site was historically utilized for farmland. An apparent orchard was located on the southeastern portion of the Site in at least 1930 but was noted to be relatively small in size and was not present in 1951. Analytical testing was completed at the Site to evaluate pesticides due to the historical agricultural use. Pesticides were not detected in soil above 6NYCRR Part 375 Restricted Residential Use SCOs. One (1) pesticide, dieldrin, was detected in a groundwater sample at a concentration above the NYSDEC Groundwater Quality Standard; however, this detection was from a turbid groundwater sample that may not be representative of dissolved phase groundwater. In addition, groundwater at the Site is not used as a source of potable water (water used at the Site is supplied by Monroe County Water Authority) and the groundwater table was noted to be at least 2.5 ft. below the ground surface and thus not accessible. The other historical research did not identify environmental concerns with the Site or surrounding properties. However, some documentation on nearby properties indicated some potential minor issues and, as a precautionary measure, other sampling was also included to assess for potential issues (see Section 8.3 below).

8.2 Indoor Air

Indoor air analytical testing consisted of radon, aldehyde, and VOC sampling and analysis throughout the school. Radon, aldehydes, and VOCs were not detected in indoor air exceeding applicable regulatory standards or guidance values.

Indoor air quality screening and a mold assessment was also conducted. Normal ranges of temperature and humidity were identified. Carbon monoxide was not detected. Evidence of mold was not identified. The indoor air quality assessment identified carbon dioxide readings ranging from 529 to 1,467 ppm with an average of 801 ppm. Concentrations of carbon dioxide greater than 5,000 ppm can pose a health risk. ASHRAE recommends that carbon dioxide concentrations remain within a range of 1,000 to 1,200 ppm exceeding 1,000 ppm for only short periods of time. It should be noted that carbon dioxide is a measure of ventilation effectiveness to establish that the space is getting the recommended amount of outside fresh air. Based on the sampling and laboratory analysis completed, buildup of compounds in indoor air at concentrations that exceed applicable regulatory standards or guidance values is not occurring. The ventilation system in areas with carbon dioxide levels above 1,000 ppm should be evaluated for fresh air intake, balance or other factors to increase effectiveness. Refer to Tables 1 through 4 for indoor air data. Refer to Figures 3 and 4 for interior testing locations.

8.3 Exterior Soil and Groundwater

Soil sample results were compared to 6NYCRR Part 375 Unrestricted and Restricted Residential Use SCOs. Of the 150 compounds analyzed for in soil, one (1) compound, indeno(1,2,3-cd)pyrene was detected in one (1) soil sample at 0.540 ppm which slightly exceeds the Restricted Residential Use SCO of 0.5 ppm. This compound was not detected in groundwater, and was detected in one (1) of the other two (2) soil sample locations at a

concentration below the 6NYCRR Part 375 Unrestricted and Restricted Residential Use SCOs. This compound is known as a PAH. PAHs are byproducts of fuel combustion and are routinely found in asphalt pavement. Based on the lack of presence of this compound in groundwater and the low-level concentrations detected in soil, the presence of this compound does not appear to represent a Site-wide concern, but rather is likely a result of runoff from the adjacent asphalt parking lot and driveway. Additionally, other PAHs also known to be present in asphalt were detected in the same soil sample, but at concentrations below the Restricted Residential SCOs. It should be noted portions of the adjacent parking lot and driveway were resurfaced in the summer of 2018. The NYSDEC and NYSDOH published a Technical Support Document in September 2006 which explains the technical basis of the methods used to develop the SCOs in 6 NYCRR Part 375-6. Background concentrations of contaminants were considered in developing the SCOs. PAH data in soil was collected from three (3) sites and the data was used in developing the SCOs. Average concentrations of indeno(1,2,3-cd)pyrene detected at these three (3) sites ranged from 0.276 ppm to 1.9 ppm and the SCO was determined to be 0.5 ppm based on the data collected. The average detected concentration of indeno(1,2,3-cd)pyrene in soil at Willink School was 0.356 ppm. Refer to Tables 5 through 9 for exterior soil data. Refer to Figure 4 for exterior sample locations.

Groundwater sample results were compared to 6NYCRR Part 703 Groundwater Quality Standards and Guidance Values. Of the 173 compounds analyzed for in groundwater, one (1) pesticide, dieldrin, was detected above the NYSDEC Groundwater Quality Standard. Dieldrin was not detected in soil at the Site. The groundwater sample for metals analysis was filtered by the laboratory due to high turbidity. Due to the turbid sample, the dieldrin concentration may not represent a dissolved groundwater concentration. Groundwater at the Site is not used as a source of potable water. Water used at the Site is supplied by Monroe County Water Authority. Groundwater was only encountered above the bedrock in one (1) of the five (5) exterior testing locations at approximately 2.5-ft and thus is not accessible. Refer to Tables 10 through 16 for exterior groundwater data. Refer to Figure 4 for exterior sample locations.

9.0 SIGNATURES OF ENVIRONMENTAL PROFESSIONALS

Ann Aquilina, PE
Environmental Engineer

Dan Noll, PE
Project Manager

Richard Rote, CIH
Environmental Manager

J:\WEBSTER CENTRAL SCHOOL DISTRICT\2190309 - WILLINK MS ENV. STUDY\REPORTS\FINAL REPORT\2019.02.15 2190309 WILLINK ENV STUDY.DOCX

FIGURES

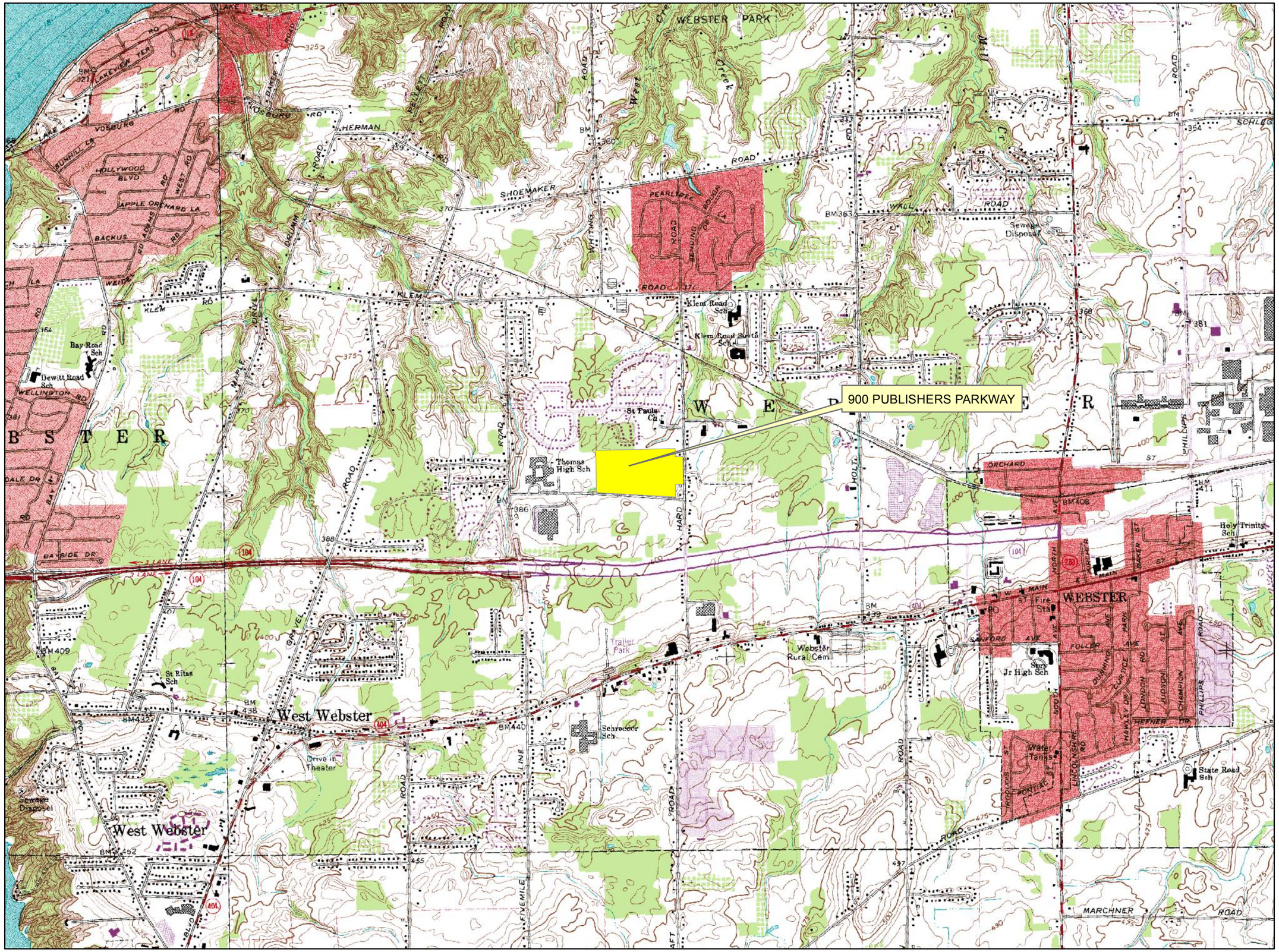

LaBella
Powered by partnership.

N
W E
S

0 1,000 2,000
Feet
1 inch = 2,000 feet

INTENDED TO PRINT AS: 11" X 17"

CLIENT:

WEBSTER CSD

PROJECT:

WILLINK MIDDLE SCHOOL
900 PUBLISHERS PKWY

DRAWING NAME:

SITE LOCATION MAP

USGS TOPOGRAPHIC MAP

PROJECT #/DRAWING #/ DATE

2190309

FIGURE 1

1/22/2019

J:\Webster Central School District\2190309 - Willink MS Env. Study\Drawings\Site Location Map.mxd

Figure 2 - 1st Floor Testing

Building Layout Obtained from 1999 Drawings by Beardsley Design Associates and Provided By Webster CSD

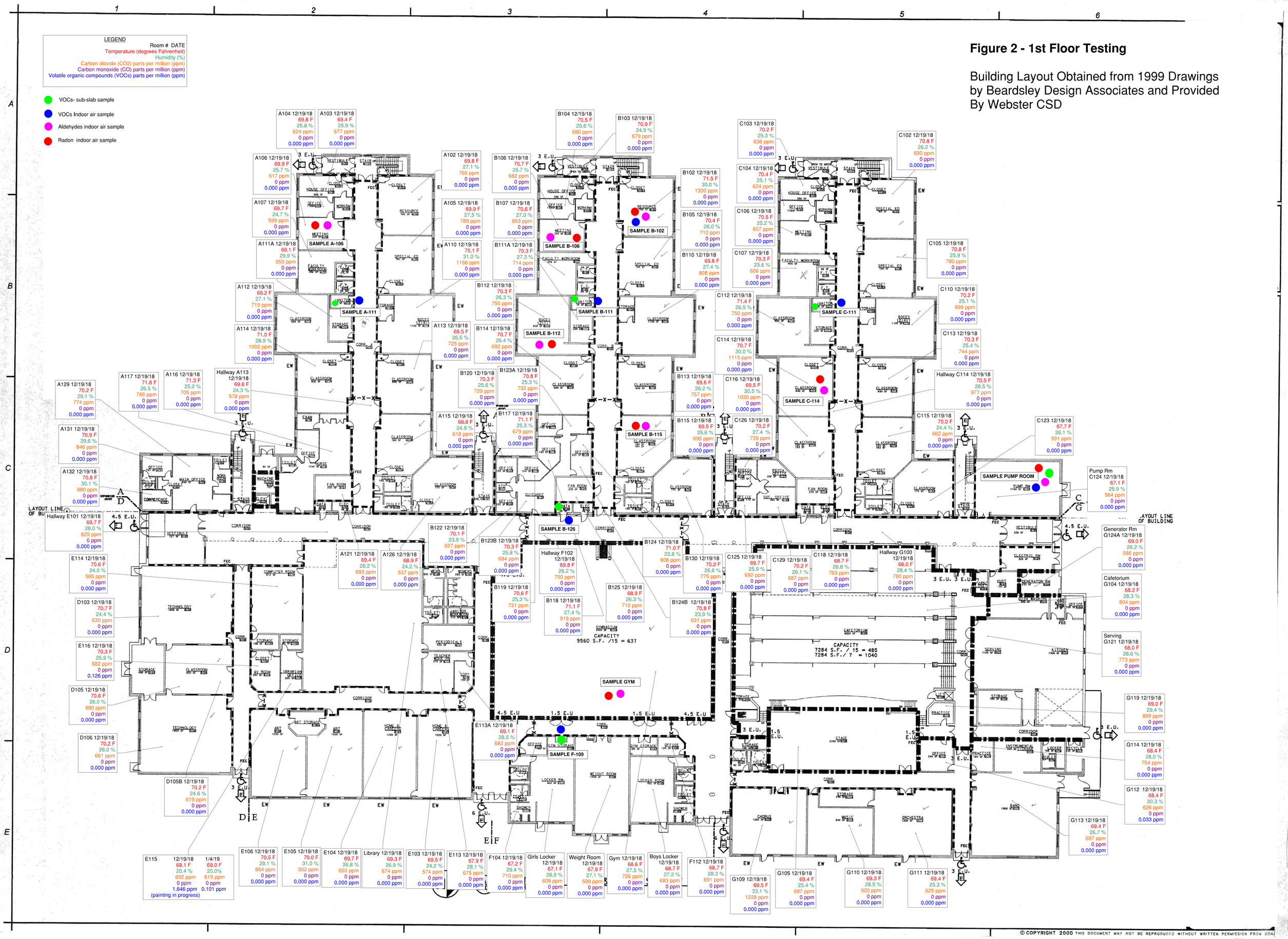

Filename: f:\projects\wbc99019\drawings\c_6-1.dgn
Plotted: 02 MAY 2000 @ 14:16:03 by mac

© COPYRIGHT 2000 THIS DOCUMENT MAY NOT BE REPRODUCED WITHOUT WRITTEN PERMISSION FROM BDA

Figure 3 - 2nd Floor Testing

Building Layout Obtained from 1999 Drawings by Beardsley Design Associates and Provided By Webster CSD

A C104 SECOND FLOOR FIRE & LIFE SAFETY PLAN
SCALE: 1/16" = 1'-0"

Filename: f:\projects\wbs99019\drawings\c_fs-2.dgn
Plotted: 02 MAY 2000 @ 14:16:43 by mac

© COPYRIGHT 2000 THIS DOCUMENT MAY NOT BE REPRODUCED WITHOUT WRITTEN PERMISSION FROM BDA

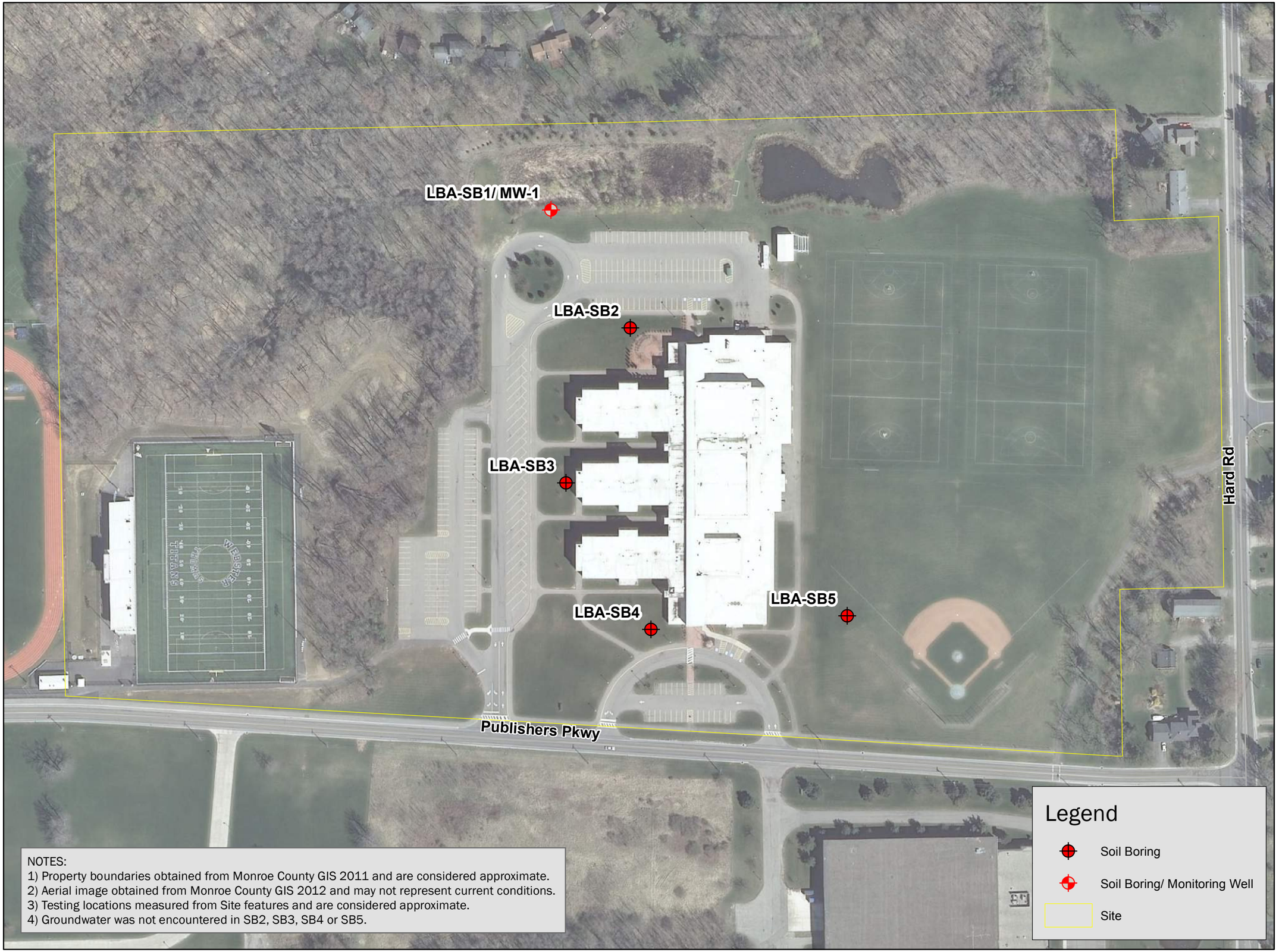

NOTES:
1) Property boundaries obtained from Monroe County GIS 2011 and are considered approximate.
2) Aerial image obtained from Monroe County GIS 2012 and may not represent current conditions.
3) Testing locations measured from Site features and are considered approximate.
4) Groundwater was not encountered in SB2, SB3, SB4 or SB5.

LaBella
Powered by partnership.

N
W E
S

0 75 150
Feet
1 inch = 150 feet

INTENDED TO PRINT AS: 11" X 17"

CLIENT:

WEBSTER CSD

PROJECT:

WILLINK MIDDLE SCHOOL
900 PUBLISHERS PKWY

DRAWING NAME:

EXTERIOR
TESTING LOCATIONS

PROJECT #/DRAWING #/ DATE

2190309

FIGURE 4

2/5/2019

J:\Webster Central School District\2190309 - Willink MS Env. Study\Drawings\900 Publishers Pkwy.mxd

TABLES

Webster Central School District
Willink Middle School
Environmental Study January 2019
Table 1 - Indoor Air Quality (page 1 of 7)

Location	Date	Time	Temp (degrees Ferinheit)	Relative Humidity (%)	CO_2 (ppm)	CO (ppm)	VOCs (ppm)
A Wing (Red Wing) First Floor							
A126	12/19/2018	1104	68.9	24.2	537	0	0.000
A115	12/19/2018	1106	68.8	24.9	618	0	0.000
A113	12/19/2018	1107	69.5	26.5	725	0	0.000
Hallway A113	12/19/2018	1108	69.6	24.3	578	0	0.000
A105	12/19/2018	1110	69.9	27.5	789	0	0.000
A110	12/19/2018	1110	70.1	31.0	1166	0	0.000
A102	12/19/2018	1112	69.8	27.1	765	0	0.000
A103	12/19/2018	1113	69.4	25.9	677	0	0.000
A106	12/19/2018	1114	69.9	25.7	617	0	0.000
A104	12/19/2018	1114	69.8	25.8	624	0	0.000
A107	12/19/2018	1117	69.7	24.7	599	0	0.000
A111A	12/19/2018	1120	69.1	29.9	950	0	0.000
A112	12/19/2018	1121	69.2	27.1	719	0	0.000
A114	12/19/2018	1122	71.0	28.9	1002	0	0.000
A116	12/19/2018	1124	71.3	25.2	705	0	0.000
A117	12/19/2018	1125	71.6	26.5	786	0	0.000
A129	12/19/2018	1127	70.2	29.1	774	0	0.000
A132	12/19/2018	1128	70.8	30.1	880	0	0.000
A121	12/19/2018	1130	69.4	26.2	693	0	0.000
A131	12/19/2018	1130	70.9	29.6	846	0	0.000
Minimum			68.8	24.2	537	0	0.000
Average			69.9	27.0	753	0	0.000
Maximum			71.6	31.0	1166	0	0.000

Notes:
ppm denotes parts per million
School was in session 12/19/18 and 1/4/19. School was not in sesson 12/26/18.
VOCs measured using a Rae Systems ppbRAE 3000
Temperature, relative humidity, carbon dioxide (CO_2), carbon monoxide (CO) measured using Q-Trak TSI Indoor Air Quality Meter

Webster Central School District
Willink Middle School
Environmental Study January 2019
Table 1 - Indoor Air Quality (page 2 of 7)

Location	Date	Time	Temp (degrees Ferinheit)	Relative Humidity (%)	CO_2 (ppm)	CO (ppm)	VOCs (ppm)
B Wing (Green Wing)							
First Floor							
B130	12/19/2018	1035	70.2	26.6	775	0	0.000
B115	12/19/2018	1036	69.5	25.6	695	0	0.000
B113	12/19/2018	1037	69.6	26.2	757	0	0.000
B110	12/19/2018	1039	69.8	27.4	808	0	0.000
B105	12/19/2018	1040	70.4	26.0	710	0	0.000
B102	12/19/2018	1042	71.5	30.0	1300	0	0.000
B103	12/19/2018	1044	70.9	24.9	679	0	0.000
B104	12/19/2018	1045	70.5	25.6	680	0	0.000
B106	12/19/2018	1046	70.7	25.7	682	0	0.000
B107	12/19/2018	1047	70.6	27.0	853	0	0.000
B111A	12/19/2018	1049	70.3	27.3	714	0	0.000
B112	12/19/2018	1050	70.3	26.3	750	0	0.000
B114	12/19/2018	1051	70.7	26.4	692	0	0.000
B123A	12/19/2018	1052	70.8	25.3	732	0	0.000
B117	12/19/2018	1053	71.1	25.3	679	0	0.000
B118	12/19/2018	1053	71.1	27.4	919	0	0.000
B124	12/19/2018	1055	71.0	23.8	608	0	0.000
B124B	12/19/2018	1056	70.8	23.9	631	0	0.000
B119	12/19/2018	1057	70.6	25.3	731	0	0.000
B120	12/19/2018	1058	70.3	25.6	729	0	0.000
B122	12/19/2018	1100	70.1	23.9	627	0	0.000
B123B	12/19/2018	1100	70.3	25.8	684	0	0.000
Hallway F102	12/19/2018	1101	69.8	26.2	750	0	0.000
B125	12/19/2018	1102	68.9	26.3	710	0	0.000
Minimum			68.9	23.8	608	0	0.000
Average			70.4	26.0	746	0	0.000
Maximum			71.5	30.0	1300	0	0.000

Notes:
ppm denotes parts per million
School was in session 12/19/18 and 1/4/19. School was not in sesson 12/26/18.
VOCs measured using a Rae Systems ppbRAE 3000
Temperature, relative humidity, carbon dioxide (CO_2), carbon monoxide (CO) measured using Q-Trak TSI Indoor Air Quality Meter

Webster Central School District
Willink Middle School
Environmental Study January 2019
Table 1 - Indoor Air Quality (page 3 of 7)

Location	Date	Time	Temp (degrees Ferinheit)	Relative Humidity (%)	CO_2 (ppm)	CO (ppm)	VOCs (ppm)
C Wing (Blue Wing) First Floor							
Pump Rm C124	12/19/2018	1005	67.1	25.9	564	0	0.000
C123	12/19/2018	1006	67.7	26.1	591	0	0.000
C118	12/19/2018	1010	68.7	26.8	763	0	0.000
C116	12/19/2018	1011	69.5	30.5	1030	0	0.000
C114	12/19/2018	1012	70.7	30.0	1115	0	0.000
Hallway C114	12/19/2018	1013	70.5	28.5	977	0	0.000
C112	12/19/2018	1014	71.4	26.5	750	0	0.000
C107	12/19/2018	1016	70.3	23.6	606	0	0.000
C106	12/19/2018	1018	70.5	25.2	607	0	0.000
C104	12/19/2018	1020	70.4	25.1	624	0	0.000
C103	12/19/2018	1021	70.2	25.3	636	0	0.000
C102	12/19/2018	1022	70.8	26.2	830	0	0.000
C105	12/19/2018	1023	70.8	25.9	780	0	0.000
C110	12/19/2018	1025	70.2	25.1	699	0	0.000
C113	12/19/2018	1027	70.3	25.4	744	0	0.000
C115	12/19/2018	1030	70.0	24.4	662	0	0.000
C129	12/19/2018	1031	70.2	26.1	687	0	0.000
C125	12/19/2018	1031	69.7	25.9	690	0	0.000
C126	12/19/2018	1032	70.2	27.4	739	0	0.000
Minimum			67.1	23.6	564	0	0.000
Average			70.0	26.3	742	0	0.000
Maximum			71.4	30.5	1115	0	0.000

Notes:
ppm denotes parts per million
School was in session 12/19/18 and 1/4/19. School was not in sesson 12/26/18.
VOCs measured using a Rae Systems ppbRAE 3000
Temperature, relative humidity, carbon dioxide (CO_2), carbon monoxide (CO) measured using Q-Trak TSI Indoor Air Quality Meter

Webster Central School District
Willink Middle School
Environmental Study January 2019
Table 1 - Indoor Air Quality (page 4 of 7)

Location	Date	Time	Temp (degrees Ferinheit)	Relative Humidity (%)	CO_2 (ppm)	CO (ppm)	VOCs (ppm)	Date	Time	VOCs (ppm)	Date	Time	Temp (degrees Ferinheit)	Relative Humidity (%)	CO_2 (ppm)	CO (ppm)	VOCs (ppm)
A Wing (Red Wing) 2nd Floor																	
A202	12/19/2018	815	66.6	36.6	805	0	0.119	12/26/2018	1000	0.000	1/4/2019	838	68.5	27.1	1063	0	0.250
A204	12/19/2018	816	66.9	35.5	887	0	0.196	12/26/2018	1001	0.000	1/4/2019	839	69.0	31.0	1467	0	0.384
A206	12/19/2018	818	67.7	30.8	691	0	0.000	12/26/2018	1002	0.000	1/4/2019	840	69.5	26.1	1059	0	0.222
A208	12/19/2018	820	69.2	34.2	948	0	0.046	12/26/2018	1003	0.000	1/4/2019	841	69.6	26.2	1069	0	0.303
Hallway A208	12/19/2018	822	69.1	29.6	787	0	0.041	12/26/2018	1004	0.000	1/4/2019	844	69.3	23.2	830	0	0.231
A210	12/19/2018	823	69.9	35.2	1091	0	0.192	12/26/2018	1005	0.000	1/4/2019	842	69.6	27.8	1249	0	0.402
A211	12/19/2018	824	70.4	30.6	823	0	0.084	12/26/2018	955	0.000	1/4/2019	831	64.2	34.6	879	0	0.155
A209	12/19/2018	826	69.9	33.5	1055	0	0.260	12/26/2018	956	0.000	1/4/2019	833	66.3	30.9	1037	0	0.128
A207	12/19/2018	827	70.0	31.7	902	0	0.073	12/26/2018	957	0.000	1/4/2019	835	66.9	28.7	913	0	0.231
A205	12/19/2018	830	69.4	29.4	815	0	0.007	12/26/2018	958	0.000	1/4/2019	836	67.8	29.9	1124	0	0.251
A203	12/19/2018	831	70.9	31.5	955	0	0.080	12/26/2018	959	0.000	1/4/2019	837	68.2	30.1	1266	0	0.198
Hallway A203	12/19/2018	833	69.9	26.9	799	0	0.022	--	--	--	--	--	--	--	--	--	--
A220	12/19/2018	835	68.8	26.0	605	0	0.000	--	--	--	--	--	--	--	--	--	--
Hallway A201	12/19/2018	837	69.0	27.0	679	0	0.000	--	--	--	--	--	--	--	--	--	--
A201A	12/19/2018	838	68.8	25.9	638	0	0.000	--	--	--	--	--	--	--	--	--	--
A201B	12/19/2018	840	69.1	26.6	636	0	0.000	--	--	--	--	--	--	--	--	--	--
A218	12/19/2018	841	69.9	27.8	680	0	0.000	--	--	--	--	--	--	--	--	--	--
A213	12/19/2018	912	69.2	27.2	804	0	0.000	--	--	--	--	--	--	--	--	--	--
Minimum			66.6	25.9	605	0	0.000			0.000			64.2	23.2	830	0	0.128
Average			69.2	30.3	811	0	0.062			0.000			68.1	28.7	1087	0	0.250
Maximum			70.9	36.6	1091	0	0.260			0.000			69.6	34.6	1467	0	0.402

Notes:
"--" denotes reading not collected
ppm denotes parts per million
School was in session 12/19/18 and 1/4/19. School was not in sesson 12/26/18.
VOCs measured using a Rae Systems ppbRAE 3000
Temperature, relative humidity, carbon dioxide (CO_2), carbon monoxide (CO) measured using Q-Trak TSI Indoor Air Quality Meter

Webster Central School District
Willink Middle School
Environmental Study January 2019
Table 1 - Indoor Air Quality (page 5 of 7)

Location	Date	Time	Temp (degrees Ferinheit)	Relative Humidity (%)	CO_2 (ppm)	CO (ppm)	VOCs (ppm)	Date	Time	VOCs (ppm)	Date	Time	Temp (degrees Ferinheit)	Relative Humidity (%)	CO_2 (ppm)	CO (ppm)	VOCs (ppm)
B Wing (Green Wing)																	
Second Floor																	
B211	12/19/2018	847	70.5	32.5	1281	0	0.170	12/26/2018	946	0.000	1/4/2019	847	69.5	23.9	968	0	0.160
Hallway B208	12/19/2018	849	70.2	26.9	799	0	0.005	12/26/2018	947	0.000	1/4/2019	859	69.3	21.4	801	0	0.154
B209	12/19/2018	850	70.6	32.5	1350	0	0.248	12/26/2018	948	0.000	1/4/2019	848	70.4	19.5	629	0	0.179
B207	12/19/2018	852	70.2	28.9	1009	0	0.056	12/26/2018	950	0.000	1/4/2019	849	69.6	21.4	805	0	0.188
B205	12/19/2018	854	70.7	30.5	882	0	0.503	12/26/2018	949	0.000	1/4/2019	850	69.5	27.0	1300	0	0.281
B203	12/19/2018	857	70.6	24.8	594	0	0.000	12/26/2018	940	0.000	1/4/2019	851	70.0	23.0	967	0	0.205
B202	12/19/2018	858	71.3	25.4	661	0	0.330	12/26/2018	941	0.000	1/4/2019	852	70.2	23.0	1036	0	0.764
B204	12/19/2018	900	70.9	24.8	625	0	0.000	12/26/2018	942	0.000	1/4/2019	854	69.8	22.0	892	0	0.149
B206	12/19/2018	901	69.7	24.6	609	0	0.000	12/26/2018	943	0.000	1/4/2019	855	69.0	22.2	955	0	0.148
B208	12/19/2018	905	69.7	32.2	1246	0	0.051	12/26/2018	944	0.000	1/4/2019	856	69.0	22.7	897	0	0.284
B210	12/19/2018	908	70.6	33.9	1400	0	0.299	12/26/2018	944	0.000	1/4/2019	857	69.4	23.6	989	0	0.188
B212	12/19/2018	842	69.5	25.4	620	0	0.000	--	--	--	1/4/2019	845	69.5	21.4	765	0	0.204
B218	12/19/2018	916	70.6	29.9	1014	0	0.000	--	--	--	1/4/2019	901	70.4	23.0	908	0	0.174
B213	12/19/2018	910	70.2	26.2	852	0	0.000	--	--	--	--	--	--	--	--	--	--
Hallway B202	12/19/2018	856	70.6	25.2	729	0	0.000	--	--	--	--	--	--	--	--	--	--
Hallway B201	12/19/2018	915	70.2	29.9	965	0	0.000	--	--	--	--	--	--	--	--	--	--
Minimum			69.5	24.6	594	0	0.000			0.000			69.0	19.5	629	0	0.148
Average			70.4	28.4	915	0	0.104			0.000			69.7	22.6	916	0	0.237
Maximum			71.3	33.9	1400	0	0.503			0.000			70.4	27.0	1300	0	0.764

Notes:
"--" denotes reading not collected
ppm denotes parts per million
School was in session 12/19/18 and 1/4/19. School was not in sesson 12/26/18.
VOCs measured using a Rae Systems ppbRAE 3000
Temperature, relative humidity, carbon dioxide (CO_2), carbon monoxide (CO) measured using Q-Trak TSI Indoor Air Quality Meter

Webster Central School District
Willink Middle School
Environmental Study January 2019
Table 1 - Indoor Air Quality (page 6 of 7)

Location	Date	Time	Temp (degrees Ferinheit)	Relative Humidity (%)	CO_2 (ppm)	CO (ppm)	VOCs (ppm)
C Wing (Blue Wing) Second Floor							
C212	12/19/2018	920	70.4	23.7	617	0	0.000
C213	12/19/2018	924	69.2	26.5	719	0	0.000
C211	12/19/2018	926	69.5	27.7	846	0	0.000
Hallway C209	12/19/2018	928	69.6	26.7	801	0	0.000
C209	12/19/2018	928	70.0	28.5	950	0	0.000
C207	12/19/2018	930	70.2	25.8	713	0	0.000
C205	12/19/2018	931	70.2	26.0	783	0	0.000
C203	12/19/2018	933	70.1	23.7	529	0	0.000
C202	12/19/2018	934	70.5	28.5	936	0	0.000
C204	12/19/2018	936	70.8	29.2	932	0	0.000
C206	12/19/2018	938	70.8	29.5	844	0	0.000
Hallway C208	12/19/2018	940	70.5	25.9	761	0	0.000
C208	12/19/2018	941	72.4	28.8	920	0	0.000
C210	12/19/2018	943	71.3	28.2	963	0	0.000
Hallway C201	12/19/2018	945	70.2	26.6	795	0	0.000
C218	12/19/2018	946	70.7	25.0	650	0	0.000
C220	12/19/2018	947	70.7	26.2	745	0	0.000
Minimum			69.2	23.7	529	0	0.000
Average			70.4	26.9	794	0	0.000
Maximum			72.4	29.5	963	0	0.000

Notes:
ppm denotes parts per million
School was in session 12/19/18 and 1/4/19. School was not in sesson 12/26/18.
VOCs measured using a Rae Systems ppbRAE 3000
Temperature, relative humidity, carbon dioxide (CO_2), carbon monoxide (CO) measured using Q-Trak TSI Indoor Air Quality Meter

Webster Central School District
Willink Middle School
Environmental Study January 2019
Table 1 - Indoor Air Quality (page 7 of 7)

Location	Date	Time	Temp (degrees Ferinheit)	Relative Humidity (%)	CO_2 (ppm)	CO (ppm)	VOCs (ppm)	Date	Time	Temp (degrees Ferinheit)	Relative Humidity (%)	CO_2 (ppm)	CO (ppm)	VOCs (ppm)
Wing D,E,F,& G														
F201	12/19/2018	920	70.2	24.5	605	0	0.000	--	--	--	--	--	--	--
Generator Rm G124A	12/19/2018	1003	69.0	26.2	586	0	0.000	--	--	--	--	--	--	--
Hallway E101	12/19/2018	1132	69.7	28.0	829	0	0.000	--	--	--	--	--	--	--
Cafetorium G104	12/19/2018	1142	68.2	28.3	804	0	0.000	--	--	--	--	--	--	--
G114	12/19/2018	1145	68.4	28.0	754	0	0.000	--	--	--	--	--	--	--
Serving G121	12/19/2018	1145	68.0	28.6	773	0	0.000	--	--	--	--	--	--	--
G112	12/19/2018	1146	68.4	30.3	626	0	0.033	--	--	--	--	--	--	--
G119	12/19/2018	1147	69.0	29.4	899	0	0.000	--	--	--	--	--	--	--
G113	12/19/2018	1148	69.4	26.7	697	0	0.000	--	--	--	--	--	--	--
G105	12/19/2018	1150	69.4	25.4	687	0	0.000	--	--	--	--	--	--	--
G111	12/19/2018	1151	69.4	25.3	625	0	0.000	--	--	--	--	--	--	--
Boys Locker	12/19/2018	1155	68.7	27.2	683	0	0.000	--	--	--	--	--	--	--
G110	12/19/2018	1155	69.3	28.5	900	0	0.000	--	--	--	--	--	--	--
G109	12/19/2018	1155	69.5	33.1	1228	0	0.000	--	--	--	--	--	--	--
F112	12/19/2018	1200	68.7	28.3	691	0	0.000	--	--	--	--	--	--	--
Gym	12/19/2018	1202	68.6	27.5	726	0	0.000	--	--	--	--	--	--	--
Weight Room	12/19/2018	1205	67.9	27.1	599	0	0.000	--	--	--	--	--	--	--
Girls Locker	12/19/2018	1206	67.1	28.9	609	0	0.000	--	--	--	--	--	--	--
Library	12/19/2018	1206	69.3	26.9	674	0	0.000	--	--	--	--	--	--	--
E113	12/19/2018	1206	67.9	28.1	675	0	0.000	--	--	--	--	--	--	--
E113A	12/19/2018	1206	69.1	28.5	682	0	0.000	--	--	--	--	--	--	--
F104	12/19/2018	1206	67.2	29.4	710	0	0.000	--	--	--	--	--	--	--
E103	12/19/2018	1208	69.5	24.2	574	0	0.000	--	--	--	--	--	--	--
E104	12/19/2018	1210	69.7	26.8	650	0	0.000	--	--	--	--	--	--	--
E105	12/19/2018	1211	70.0	31.0	902	0	0.000	--	--	--	--	--	--	--
E106	12/19/2018	1212	70.5	29.1	864	0	0.000	--	--	--	--	--	--	--
D106	12/19/2018	1213	70.2	26.0	661	0	0.000	--	--	--	--	--	--	--
D105	12/19/2018	1215	70.6	26.0	690	0	0.000	--	--	--	--	--	--	--
D103	12/19/2018	1216	70.7	24.4	630	0	0.000	--	--	--	--	--	--	--
E114	12/19/2018	1217	70.6	24.0	585	0	0.000	--	--	--	--	--	--	--
D105B	12/19/2018	1219	70.2	24.6	619	0	0.000	--	--	--	--	--	--	--
E116	12/19/2018	1220	70.3	25.9	682	0	0.126	--	--	--	--	--	--	--
E115*	12/19/2018	1222	68.1	20.4	692	0	1.646	1/4/2019	903	69.0	20.0	619	0	0.101
Hallway G100	12/19/2018	1224	68.0	28.4	760	0	0.000	--	--	--	--	--	--	--
Minimum			**67.1**	**20.4**	**574**	**0**	**0.000**							
Average			**69.1**	**27.3**	**720**	**0**	**0.055**							
Maximum			**70.7**	**33.1**	**1228**	**0**	**1.646**							

Notes:
"--" denotes reading not collected
ppm denotes parts per million
School was in session 12/19/18 and 1/4/19. School was not in sesson 12/26/18.
VOCs measured using a Rae Systems ppbRAE 3000
Temperature, relative humidity, carbon dioxide (CO_2), carbon monoxide (CO) measured using Q-Trak TSI Indoor Air Quality Meter
*Painting in progress in the location of Room E115 on 12/19 may attribute to elevated VOCs. Painting was completed prior to 1/4.

Webster Central School District
Willink Middle School
Environmental Study January 2019
Table 2 - Volatile Organic Compounds in Sub-Slab Vapor and Indoor Air (page 1 of 2)

Sample Location	NYSDOH Sub-Slab Vapor Concentration Decision Matrix (minimum action level) (1)	NYSDOH Indoor Air Concentration Decision Matrix (minimum action level) (1)	NYSDOH Guidance Table C2. USEPA BASE Database - 90th Percentile (2)	PUMP ROOM SS		PUMP ROOM IA		C-111 SS		C-111 IA		B-126 SS		B-126 IA		B-111 SS		B-111 IA		B-102 IA		A-111 SS	
Sample Type				Sub-Slab		Indoor Air		Sub-Slab		Indoor Air		Sub-Slab		Indoor Air		Sub-Slab		Indoor Air		Indoor Air		Sub-Slab	
Sample Date				12/28/2018		12/28/2018		12/28/2018		12/28/2018		12/28/2018		12/28/2018		12/28/2018		12/28/2018		12/28/2018		12/28/2018	
Parameter				Result	Qualifier	Result	Qualifier	Result	Qualifier	Result	Qualifier	Result	Qualifier	Result	Qualifier	Result	Qualifier	Result	Qualifier	Result	Qualifier	Result	Qualifier
1,2,4-Trimethylbenzene	NL	NL	9.5	2.3		0.53 J		2.7		ND		ND		ND		2.7		ND		ND		1.3	
1,2-Dichloroethane	NL	NL	<0.9	ND		ND		ND		ND		ND		ND		ND		ND		ND		ND	
1,3,5-Trimethylbenzene	NL	NL	3.7	0.72 J		ND		0.81 J		ND		ND		ND		0.8 J		ND		ND		0.4 J	
1,4-Dioxane	NL	NL	NL	2.1		ND		2		ND		ND		ND		2.4		ND		ND		12	
2,2,4-Trimethylpentane	NL	NL	NL	0.19 J		1 J		ND		ND		0.21 J		ND		ND		ND		ND		0.19 J	
4-Ethyltoluene	NL	NL	3.6	0.51 J		ND		0.67 J		ND		ND		ND		0.65 J		ND		ND		0.43 J	
4-Isopropyltoluene	NL	NL	NL	ND		ND		0.51 J		ND		ND		ND		0.41 J		ND		ND		ND	
Acetone	NL	NL	98.9	26		13 J		21 CI		9.6 J		13 J		16 J		41 CI		10 J		8 J		73	
Benzene	NL	NL	9.4	1		1.6		0.49 J		0.44 J		0.54 J		0.23 J		0.8		0.45 J		0.47 J		0.98	
Carbon disulfide	NL	NL	4.2	1.3		0.1 J		3.4		0.11 J		0.25 J		0.42 J		0.99 J		0.26 J		0.1 J		1.1 J	
Carbon tetrachloride	6 **	0.2**	<1.3	0.31 J		0.4 J		ND		0.47 J		0.54 J		0.37 J		ND		0.46 J		0.49 J		0.39 J	
Chloroform	NL	NL	1.1	ND		ND		ND		ND		0.22 J		ND		ND		ND		ND		0.23 J	
Chloromethane	NL	NL	3.7	0.9 J		1.3 J		0.38 J		1.4 J		1.2 J		1.2 J		0.51 J		1.2 J		1.2 J		0.73 J	
Cyclohexane	NL	NL	NL	1 J		1.1 J		0.48 J		ND		0.92 J		ND		0.7 J		ND		ND		0.95 J	
Dichlorodifluoromethane	NL	NL	16.5	1.1		1.1		1.1		1.2		1.1		1.1		1.1		1.2		1.2		1.1	
Ethylbenzene	NL	NL	5.7	2.3		1.6		2.1		ND		0.43 J		ND		2		ND		ND		1.8	
Freon 22	NL	NL	NL	88		3.2		5.7		1.3		1.3		1.2		3.7 CI		2.1		1.8		1.1	
Freon TF	NL	NL	3.5	0.51 J		0.46 J		0.48 J		0.58 J		0.52 J		0.47 J		0.52 J		0.55 J		0.57 J		0.53 J	
Isopropyl alcohol	NL	NL	NL	6.5		6.4		7.3		5.5		7.9		5.9		11		10		3.4		23	
m,p-Xylene	NL	NL	22.2	12		5.5		11		ND		1.6		ND		11		ND		ND		8.4	
Methyl Butyl Ketone (2-Hexanone)	NL	NL	NL	ND		ND		0.38 J		ND		ND		ND		0.47 J		ND		ND		0.4 J	
Methyl Ethyl Ketone	NL	NL	12	1.6 J		0.94 J		2.9 J		0.71 J		2.6 J		0.92 J		4.4		0.61 J		0.74 J		4.8	
methyl isobutyl ketone	NL	NL	6	1.1 J		ND		ND		ND		ND		ND		ND		ND		ND		ND	
Methyl tert-butyl ether	NL	NL	11.5	ND		ND		ND		ND		ND		ND		ND		ND		ND		0.76 J	
Methylene Chloride	100***	3***/60*	10	2.5 J		2.4 J		1.4 J		1.7 J		4		1.7 J		1.8 J		1.9 J		1.6 J		1.6 J	
Naphthalene	NL	NL	5.1	ND		ND		ND		ND		ND		ND		0.55 J		ND		ND		ND	
n-Butane	NL	NL	NL	5.5		67		2.8		3.5		6.4		5.4		2.6		3.4		2.7		4.6	
n-Butylbenzene	NL	NL	NL	0.46 J		ND		0.57 J		ND		ND		ND		0.5 J		ND		ND		0.27 J	
n-Heptane	NL	NL	NL	6.1		1.4 J		1.1 J		0.47 J		0.48 J		ND		1.3 J		0.51 J		0.35 J		2.4	
n-Hexane	NL	NL	10.2	5.2		5		3.9		0.63 J		2		0.98 J		3.5		0.65 J		0.6 J		4.4	
n-Propylbenzene	NL	NL	NL	0.38 J		ND		0.33 J		ND		ND		ND		0.37 J		ND		ND		ND	
Styrene	NL	NL	1.9	0.43 J		ND		0.43 J		ND		ND		ND		0.44 J		ND		ND		0.32 J	
tert-Butyl alcohol	NL	NL	NL	1.1 J		0.35 J		1.2 J		0.24 J		0.6 J		0.23 J		2 J		0.23 J		0.18 J		3.4	
Tetrachloroethene	100***	3***/30*	15.9	0.89 J		ND		0.37 J		ND		ND		ND		ND		ND		ND		ND	
Toluene	NL	NL	43	36		6		36		1.3 J		10		ND		33		1.1 J		0.97 J		35	
Trichlorofluoromethane	NL	NL	18.1	1.3		1.2		1.2		1.4		1.3		1.4		1.3		1.5		1.4		1.2	
o-Xylene	NL	NL	7.9	3.8		1.5		3.5		ND		0.58 J		ND		3.4		ND		ND		2.7	

Notes:

Concentrations in micrograms per cubic meter (ug/m^3)

Samples analyzed by USEPA Method TO-15

ND indicates compound not detected at the reporting limit. Refer to laboratory report for limit.

J - Result is less than the RL but greater than or equal to the MDL and the concentration is an approximate value.

CI - The peak identified by the data system exhibited chromatographic interference that could not be resolved. There is reason to suspect there may be a high bias.

(1) *New York State Department of Health (NYSDOH), Guidance for Evaluating Soil Vapor Intrusion in the State of New York* , October 2006. [Note: This Guidance uses a combination of indoor air and sub-slab soil vapor when comparing to the matrices. In addition, for compounds not listed in the matrices an overall site approach is employed which utilizes the USEPA BASE Database (see 2. below) as typical background for commercial buildings and also uses the outdoor air sample, refer to Guidance document for details.]

(2) USEPA Building Assessment and Survey Evaluation (BASE) Database (90th Percentile). As recommended in Section 3.2.4 of the NYSDOH Guidance (Refer to Footnote "1") this database is referenced for the indoor air sampling results. This database is also referenced to provide initial benchmarks for comparison to the air sampling data and does not represent regulatory standards or compliance values.

***** = Air Guideline Values obtained from Table 3.1, NYSDOH, Guidance for Evaluating Soil Vapor Intrusion in the State of New York as updated by a September 2013 Fact Sheet for PCE and an August 2015 Fact Sheet for TCE.

****** = Guideline Value obtained from Soil Vapor/Indoor Air Matrix A (minimum action level), NYSDOH, Guidance for Evaluating Soil Vapor Intrusion in the State of New York May 2017.

******* = Guidance Value obtained from Soil Vapor/Indoor Air Matrix B (minimum action level), NYSDOH Guidance for Evaluating Soil Vapor Intrusion in the State of New York May 2017.

Concentrations do not exceed NYSDOH Air Guideline Values, BASE Database 90th percentile values, or Decision Matrix Action Levels.

Webster Central School District
Willink Middle School
Environmental Study January 2019
Table 2 - Volatile Organic Compounds in Sub-Slab Vapor and Indoor Air (page 2 of 2)

Sample Location	NYSDOH Sub-Slab Vapor Concentration Decision Matrix (minimum action level) (1)	NYSDOH Indoor Air Concentration Decision Matrix (minimum action level) (1)	NYSDOH Guidance Table C2. USEPA BASE Database - 90th Percentile (2)	A-111 IA		F-109 SS		F-109 IA		A-209 IA		B-210 IA		B-205 IA		B-202 IA		C-207 IA		OUTDOOR IA		DUPE (B-210 IA)	
Sample Type				Indoor Air		Sub-Slab		Indoor Air		Indoor Air		Indoor Air		Indoor Air		Indoor Air		Indoor Air		Outdoor Air		Indoor Air	
Sample Date				12/28/2018		12/28/2018		12/28/2018		12/28/2018		12/28/2018		12/28/2018		12/28/2018		12/28/2018		12/28/2018		12/28/2018	
Parameter				Result	Qualifier	Result	Qualifier	Result	Qualifier	Result	Qualifier	Result	Qualifier	Result	Qualifier	Result	Qualifier	Result	Qualifier	Result	Qualifier	Result	Qualifier
1,2,4-Trimethylbenzene	NL	NL	9.5	ND		0.73	J	ND		ND		ND		ND		ND		ND		ND		ND	
1,2-Dichloroethane	NL	NL	<0.9	ND		0.22	J	0.24	J	ND		ND		ND		ND		ND		ND		ND	
1,3,5-Trimethylbenzene	NL	NL	3.7	ND		ND		ND		ND		ND		ND		ND		ND		ND		ND	
1,4-Dioxane	NL	NL	NL	ND		ND		ND		ND		ND		ND		ND		ND		ND		ND	
2,2,4-Trimethylpentane	NL	NL	NL	ND		0.19	J	ND		ND		ND		ND		0.22	J	ND		ND		ND	
4-Ethyltoluene	NL	NL	3.6	ND		0.51	J	ND		ND		ND		ND		ND		ND		ND		ND	
4-Isopropyltoluene	NL	NL	NL	ND		ND		ND		ND		ND		ND		ND		ND		ND		ND	
Acetone	NL	NL	98.9	19	CI	51	CI	13	J	14	J	53	CI	13	J	13	J	15	J	13	J	8.6	J
Benzene	NL	NL	9.4	0.26	J	1.3		0.35	J	0.42	J	0.33	J	0.43	J	0.47	J	0.42	J	0.41	J	0.39	J
Carbon disulfide	NL	NL	4.2	0.15	J	0.54	J	0.1	J	ND		0.49	J	0.11	J	0.15	J	0.24	J	0.11	J	ND	
Carbon tetrachloride	6 **	0.2**	<1.3	0.47	J	0.42	J	0.4	J	0.48	J	0.4	J	0.5	J	0.42	J	0.46	J	0.42	J	0.41	J
Chloroform	NL	NL	1.1	ND		ND		ND		ND		ND		ND		ND		ND		ND		ND	
Chloromethane	NL	NL	3.7	1	J	1	J	1.2	J	1.1	J	1.1	J	1.4	J	1.3	J	1.3	J	1	J	1.4	J
Cyclohexane	NL	NL	NL	ND		1.5		0.15	J	0.14	J	ND		ND		0.15	J	ND		ND		ND	
Dichlorodifluoromethane	NL	NL	16.5	1.1		1.2		1.1		1.1		1		1.2		1.2		1.1		1.1		1.1	
Ethylbenzene	NL	NL	5.7	ND		1.1		ND		ND		ND		ND		ND		ND		ND		ND	
Freon 22	NL	NL	NL	1.5		1.4		1.1		2.1	CI	1.1		1.4		7.9	CI	1.4		0.86		1.3	
Freon TF	NL	NL	3.5	0.51	J	0.53	J	0.47	J	0.53	J	0.48	J	0.55	J	0.49	J	0.51	J	0.53	J	0.52	J
Isopropyl alcohol	NL	NL	NL	12		9.6		5.1		33		26		15		7.8		6.6		1.4	J	28	
m,p-Xylene	NL	NL	22.2	ND		4.4		0.6	J	0.65	J	ND		ND		0.8	J	ND		0.53	J	ND	
Methyl Butyl Ketone (2-Hexanone)	NL	NL	NL	ND		1.2	J	ND		ND		ND		ND		ND		ND		ND		ND	
Methyl Ethyl Ketone	NL	NL	12	1.4	J	6.6		0.81	J	0.7	J	1.5	J	0.76	J	1.1	J	1.5	J	1.7	J	0.8	J
methyl isobutyl ketone	NL	NL	6	ND		ND		ND		ND		ND		ND		1.9	J	ND		ND		ND	
Methyl tert-butyl ether	NL	NL	11.5	ND		ND		ND		ND		ND		ND		ND		ND		ND		ND	
Methylene Chloride	100***	3***/60*	10	1.6	J	1.9	J	2.1	J	1.8	J	1.5	J	2.7	J	7.2		2.2	J	1.5	J	1.6	J
Naphthalene	NL	NL	5.1	ND		ND		ND		ND		ND		ND		ND		ND		ND		ND	
n-Butane	NL	NL	NL	3.2		5.4		3.5		3.4		2.3	J	3.4		5.8		4.8		2.8		2.5	
n-Butylbenzene	NL	NL	NL	ND		ND		ND		ND		ND		ND		ND		ND		ND		ND	
n-Heptane	NL	NL	NL	ND		3.1		0.28	J	2		0.54	J	1.1	J	0.46	J	0.48	J	ND		0.47	J
n-Hexane	NL	NL	10.2	0.4	J	4		0.65	J	0.77	J	0.53	J	0.86	J	3.2		0.92	J	0.66	J	0.43	J
n-Propylbenzene	NL	NL	NL	ND		ND		ND		ND		ND		ND		ND		ND		ND		ND	
Styrene	NL	NL	1.9	ND		ND		ND		ND		ND		ND		ND		ND		ND		ND	
tert-Butyl alcohol	NL	NL	NL	0.36	J	1.8	J	0.22	J	0.37	J	0.23	J	0.28	J	0.27	J	0.5	J	0.2	J	ND	
Tetrachloroethene	100***	3***/30*	15.9	ND		ND		ND		ND		ND		ND		ND		ND		ND		ND	
Toluene	NL	NL	43	ND		21		2.3	J	3.5	J	0.84	J	2.2	J	3	J	2.6	J	2.1	J	0.87	J
Trichlorofluoromethane	NL	NL	18.1	1.4		1.4		1.2		1.4		1.2		1.5		1.6		1.4		1.4		1.3	
Xylene, o-	NL	NL	7.9	ND		1.4		ND		0.27	J	ND		ND		0.3	J	ND		ND		ND	

Notes:

Concentrations in micrograms per cubic meter (ug/m^3)

Samples analyzed by USEPA Method TO-15

ND indicates compound not detected at the reporting limit. Refer to laboratory report for limit.

J - Result is less than the RL but greater than or equal to the MDL and the concentration is an approximate value.

CI - The peak identified by the data system exhibited chromatographic interference that could not be resolved. There is reason to suspect there may be a high bias.

(1) *New York State Department of Health (NYSDOH), Guidance for Evaluating Soil Vapor Intrusion in the State of New York* , October 2006. [Note: This Guidance uses a combination of indoor air and sub-slab soil vapor when comparing to the matrices. In addition, for compounds not listed in the matrices an overall site approach is employed which utilizes the USEPA BASE Database (see 2. below) as typical background for commercial buildings and also uses the outdoor air sample, refer to Guidance document for details.]

(2) USEPA Building Assessment and Survey Evaluation (BASE) Database (90th Percentile). As recommended in Section 3.2.4 of the NYSDOH Guidance (Refer to Footnote "1") this database is referenced for the indoor air sampling results. This database is also referenced to provide initial benchmarks for comparison to the air sampling data and does not represent regulatory standards or compliance values.

***** = Air Guideline Values obtained from Table 3.1, NYSDOH, Guidance for Evaluating Soil Vapor Intrusion in the State of New York as updated by a September 2013 Fact Sheet for PCE and an August 2015 Fact Sheet for TCE.

****** = Guideline Value obtained from Soil Vapor/Indoor Air Matrix A (minimum action level), NYSDOH, Guidance for Evaluating Soil Vapor Intrusion in the State of New York May 2017.

******* = Guidance Value obtained from Soil Vapor/Indoor Air Matrix B (minimum action level), NYSDOH Guidance for Evaluating Soil Vapor Intrusion in the State of New York May 2017.

Concentrations do not exceed NYSDOH Air Guideline Values, BASE Database 90th percentile values, or Decision Matrix Action Levels.

Webster Central School District
Willink Middle School
Environmental Study January 2019
Table 3 - Radon in Indoor Air

Sample Location	Result (pCi/L)	Start Date	Start Time	End Date	End Time
A106	1.0 +/-0.6	12/26/2018	10:00 AM	12/28/2018	1:00 PM
A209	<0.3	12/26/2018	9:00 AM	12/28/2018	1:00 PM
B102	<0.3	12/26/2018	10:00 AM	12/28/2018	1:00 PM
B106	<0.3	12/26/2018	10:00 AM	12/28/2018	1:00 PM
B112	<0.3	12/26/2018	10:00 AM	12/28/2018	1:00 PM
B115	<0.3	12/26/2018	10:00 AM	12/28/2018	1:00 PM
B205	<0.3	12/26/2018	9:00 AM	12/28/2018	1:00 PM
B210	<0.3	12/26/2018	9:00 AM	12/28/2018	1:00 PM
BLANK	<0.3	12/26/2018	10:00 AM	12/28/2018	1:00 PM
C114	<0.3	12/26/2018	10:00 AM	12/28/2018	1:00 PM
C207	<0.3	12/26/2018	9:00 AM	12/28/2018	1:00 PM
GYM	<0.3	12/26/2018	10:00 AM	12/28/2018	1:00 PM
DUPLICATE (GYM)	0.6 +/-0.4	12/26/2018	10:00 AM	12/28/2018	1:00 PM
PUMP ROOM	0.6 +/-0.5	12/26/2018	10:00 AM	12/28/2018	1:00 PM
USEPA Recommended Action Level	*4*				

Radon concentrations in picoCuri per Liter (pCi/L)
Concentrations do not exceed the USEPA recommended action level of 4 pCi/L

Webster Central School District
Willink Middle School
Environmental Study January 2019
Table 4 - Aldehydes in Indoor Air

Sample Location	NIOSH Recommended Exposure Limit	PUMPROOM	C-114	B-115	B-102	B-106	B-112	A-106	GYM	A-209	B-205	B-210	C-207
Sample Date		12/28/2018	12/28/2018	12/28/2018	12/28/2018	12/28/2018	12/28/2018	12/28/2018	12/28/2018	12/28/2018	12/28/2018	12/28/2018	12/28/2018
Parameter		Result	Result	Result	Result	Result	Result	Result	Result	Result	Result	Result	Result
Acetaldehyde	NL	<0.005	<0.005	<0.005	<0.005	<0.005	<0.005	<0.005	<0.005	<0.005	<0.005	<0.005	<0.005
Benzaldehyde	NL	<0.002	<0.002	<0.002	<0.002	<0.002	<0.002	<0.002	<0.002	<0.002	<0.002	<0.002	<0.002
Butyraldehyde	NL	<0.003	<0.003	<0.003	<0.003	<0.003	<0.003	<0.003	<0.003	<0.003	<0.003	<0.003	<0.003
Crotonaldehyde	NL	<0.003	<0.003	<0.003	<0.003	<0.003	<0.003	<0.003	<0.003	<0.003	<0.003	<0.003	<0.003
Formaldehyde	0.016	<0.007	<0.007	<0.007	<0.007	<0.007	<0.007	<0.007	<0.007	0.009	0.009	<0.007	<0.007
Isovaleraldehyde	NL	<0.002	<0.002	<0.002	<0.002	<0.002	<0.002	<0.002	<0.002	<0.002	<0.002	<0.002	<0.002
Propionaldehyde	NL	<0.004	<0.004	<0.004	<0.004	<0.004	<0.004	<0.004	<0.004	<0.004	<0.004	<0.004	<0.004
Valeraldehyde	NL	<0.003	<0.003	<0.003	<0.003	<0.003	<0.003	<0.003	<0.003	<0.003	<0.003	<0.003	<0.003

Aldehyde testing completed via modified NIOSH 2016; HPLC/UV method.
Aldehyde concentrations in parts per million (ppm)
"<" indicates compound not detected above the specified detection limit
NIOSH = National Institute for Occupational Safety and Health
NL indicates not listed

Webster Central School District
Willink Middle School
Environmental Study January 2019
Table 5 - Volatile Organic Compounds (VOCs) in Soil

Sample ID	NYCRR Part 375 Unrestricted Use SCOs	NYCRR Part 375 Restricted Residential Use SCOs	LBA-SB2	LBA-SB3	LBA-SB4	BLIND DUPLICATE-1 (LBA-SB3)
Sample Depth (ft bgs)			0-3	0-2.5	0-2.2	0-2.5
Sample Date			1/7/2018	1/7/2018	1/7/2018	1/7/2018
1,1,1-Trichloroethane	0.68	100	< 0.00032	< 0.00032	< 0.00031	< 0.00034
1,1,2,2-Tetrachloroethane	NL	NL	< 0.00071	< 0.00072	< 0.0007	< 0.00075
1,1,2-Trichloroethane	NL	NL	< 0.00057	< 0.00058	< 0.00056	< 0.0006
1,1,2-Trichloro-1,2,2-trifluoroethane	NL	NL	< 0.001	< 0.001	< 0.00098	< 0.0011
1,1-Dichloroethane	0.27	26	< 0.00054	< 0.00054	< 0.00052	< 0.00057
1,1-Dichloroethene	0.33	100	< 0.00054	< 0.00054	< 0.00052	< 0.00057
1,2,4-Trichlorobenzene	NL	NL	< 0.00027	< 0.00027	< 0.00026	< 0.00028
1,2-Dibromo-3-Chloropropane	NL	NL	< 0.0022	< 0.0022	< 0.0021	< 0.0023
1,2-Dichlorobenzene	1.1	100	< 0.00034	< 0.00035	< 0.00034	< 0.00036
1,2-Dichloroethane	0.02	3.1	< 0.00022	< 0.00022	< 0.00022	< 0.00023
1,2-Dichloropropane	NL	NL	< 0.0022	< 0.0022	< 0.0021	< 0.0023
1,3-Dichlorobenzene	2.4	49	< 0.00023	< 0.00023	< 0.00022	< 0.00024
1,4-Dichlorobenzene	1.8	13	< 0.00061	< 0.00062	< 0.0006	< 0.00065
2-Butanone (MEK)	0.12	100	< 0.0016	< 0.0016	< 0.0016	< 0.0017
2-Hexanone	NL	NL	< 0.0022	< 0.0022	< 0.0021	< 0.0023
4-Methyl-2-pentanone (MIBK)	NL	NL	< 0.0014	< 0.0015	< 0.0014	< 0.0015
Acetone	0.05	100	< 0.0037	< 0.0037	**0.0098** J	< 0.0039
Benzene	0.06	4.8	< 0.00022	< 0.00022	< 0.00021	< 0.00023
Bromodichloromethane	NL	NL	< 0.00059	< 0.00059	< 0.00057	< 0.00062
Bromoform	NL	NL	< 0.0022	< 0.0022	< 0.0021	< 0.0023
Bromomethane	NL	NL	< 0.00039	< 0.0004	< 0.00039	< 0.00042
Carbon disulfide	NL	NL	< 0.0022	< 0.0022	< 0.0021	< 0.0023
Carbon tetrachloride	0.76	2.4	< 0.00042	< 0.00043	< 0.00042	< 0.00045
Chlorobenzene	1.1	100	< 0.00058	< 0.00059	< 0.00057	< 0.00061
Dibromochloromethane	NL	NL	< 0.00056	< 0.00057	< 0.00055	< 0.00059
Chloroethane	NL	NL	< 0.00099	< 0.001	< 0.00097	< 0.001
Chloroform	0.37	49	< 0.00027	< 0.00027	< 0.00026	< 0.00029
Chloromethane	NL	NL	< 0.00027	< 0.00027	< 0.00026	< 0.00028
cis-1,2-Dichloroethene	0.25	100	< 0.00056	< 0.00057	< 0.00055	< 0.00059
cis-1,3-Dichloropropene	NL	NL	< 0.00063	< 0.00064	< 0.00062	< 0.00067
Cyclohexane	NL	NL	< 0.00061	< 0.00062	< 0.0006	< 0.00065
Dichlorodifluoromethane	NL	NL	< 0.00036	< 0.00037	< 0.00035	< 0.00038
Ethylbenzene	1	41	< 0.0003	< 0.00031	< 0.0003	< 0.00032
1,2-Dibromoethane	NL	NL	< 0.00056	< 0.00057	< 0.00055	< 0.0006
Isopropylbenzene	NL	NL	< 0.00066	< 0.00067	< 0.00065	< 0.0007
Methyl acetate	NL	NL	< 0.0027	< 0.0027	< 0.0026	< 0.0028
Methyl tert-butyl ether	0.93	100	< 0.00043	< 0.00044	< 0.00042	< 0.00046
Methylcyclohexane	NL	NL	< 0.00067	< 0.00067	< 0.00065	< 0.00071
Methylene Chloride	0.05	100	**0.0072**	**0.0061**	**0.0047**	**0.0031** J
Styrene	NL	NL	< 0.00022	< 0.00022	< 0.00021	< 0.00023
Tetrachloroethene	1.3	19	< 0.00059	< 0.0006	< 0.00058	< 0.00062
Toluene	0.7	100	< 0.00033	< 0.00034	< 0.00032	< 0.00035
trans-1,2-Dichloroethene	0.19	100	< 0.00045	< 0.00046	< 0.00044	< 0.00048
trans-1,3-Dichloropropene	NL	NL	< 0.0019	< 0.002	< 0.0019	< 0.002
Trichloroethene	0.47	21	< 0.00097	< 0.00098	< 0.00094	< 0.001
Trichlorofluoromethane	NL	NL	< 0.00042	< 0.00042	< 0.00041	< 0.00044
Vinyl chloride	0.02	0.9	< 0.00054	< 0.00054	< 0.00052	< 0.00057
Xylenes, Total	0.26	100	< 0.00074	< 0.00075	< 0.00072	< 0.00078

NOTES:
All values displayed in milligrams per kilograms (mg/kg) or parts per million (ppm)
"<" - Indicates compound was not detected above the indicated laboratory method detection limit (MDL) with the limit shown.
Bold font indicates that the compound was detected above the laboratory MDL.
Underlined font indicates that the compound was detected at a concentration above its respective NYCRR Part 375-6.8(b) Unrestricted Use SCO
Yellow highlight indicates that the compound was detected at a concentration above its respective NYCRR Part 375-6.8(b) Restricted Residential Use SCO
VOCs analyzed by USEPA Method 8260
NL indicates Not Listed
J indicates an estimated value

Webster Central School District
Willink Middle School
Environmental Study January 2019
Table 6 - Semi-Volatile Organic Compounds (SVOCs) in Soil

Sample ID	NYCRR Part 375 Unrestricted Use SCOs	NYCRR Part 375 Restricted Residential Use SCOs	LBA-SB2	LBA-SB3	LBA-SB4	BLIND DUPLICATE-1 (LBA-SB3)
Sample Depth (ft bgs)			0-3	0-2.5	0-2.2	0-2.5
Sample Date			1/7/2018	1/7/2018	1/7/2018	1/7/2018
Biphenyl	NL	NL	< 0.028	< 0.14	< 0.027	< 0.029
bis (2-chloroisopropyl) ether	NL	NL	< 0.038	< 0.19	< 0.037	< 0.039
2,4,5-Trichlorophenol	NL	NL	< 0.051	< 0.26	< 0.05	< 0.053
2,4,6-Trichlorophenol	NL	NL	< 0.038	< 0.19	< 0.037	< 0.039
2,4-Dichlorophenol	NL	NL	< 0.02	< 0.1	< 0.02	< 0.021
2,4-Dimethylphenol	NL	NL	< 0.046	< 0.23	< 0.045	< 0.047
2,4-Dinitrophenol	NL	NL	< 0.87	< 4.4	< 0.85	< 0.91
2,4-Dinitrotoluene	NL	NL	< 0.039	< 0.2	< 0.038	< 0.04
2,6-Dinitrotoluene	NL	NL	< 0.022	< 0.11	< 0.022	< 0.023
2-Chloronaphthalene	NL	NL	< 0.031	< 0.16	< 0.03	< 0.032
2-Chlorophenol	NL	NL	< 0.035	< 0.18	< 0.034	< 0.036
2-Methylphenol	0.33	100	< 0.022	< 0.11	< 0.022	< 0.023
2-Methylnaphthalene	NL	NL	< 0.038	< 0.19	< 0.037	< 0.039
2-Nitroaniline	NL	NL	< 0.028	< 0.14	< 0.027	< 0.029
2-Nitrophenol	NL	NL	< 0.053	< 0.27	< 0.052	< 0.055
3,3'-Dichlorobenzidine	NL	NL	< 0.22	< 1.1	< 0.22	< 0.23
3-Nitroaniline	NL	NL	< 0.052	< 0.27	< 0.051	< 0.054
4,6-Dinitro-2-methylphenol	NL	NL	< 0.19	< 0.96	< 0.18	< 0.2
4-Bromophenyl phenyl ether	NL	NL	< 0.027	< 0.14	< 0.026	< 0.028
4-Chloro-3-methylphenol	NL	NL	< 0.047	< 0.24	< 0.046	< 0.049
4-Chloroaniline	NL	NL	< 0.047	< 0.24	< 0.046	< 0.049
4-Chlorophenyl phenyl ether	NL	NL	< 0.023	< 0.12	< 0.023	< 0.024
4-Methylphenol	0.33	100	< 0.022	< 0.11	< 0.022	< 0.023
4-Nitroaniline	NL	NL	< 0.099	< 0.5	< 0.097	< 0.1
4-Nitrophenol	NL	NL	< 0.13	< 0.67	< 0.13	< 0.14
Acenaphthene	20	100	< 0.028	< 0.14	< 0.027	< 0.029
Acenapthylene	100	100	< 0.025	< 0.12	< 0.024	< 0.025
Acetophenone	NL	NL	< 0.026	< 0.13	< 0.025	< 0.027
Anthracene	100	100	< 0.047	< 0.24	< 0.046	**0.079** J
Atrazine	NL	NL	< 0.066	< 0.33	< 0.064	< 0.068
Benzaldehyde	NL	NL	< 0.15	< 0.76	< 0.15	< 0.16
Benz(a)anthracene	1	1	**0.038** J	**0.420** J	< 0.018	**0.470**
Benzo(a)pyrene	1	1	**0.043** J	**0.530** J	< 0.027	**0.560**
Benzo(b)fluoranthene	1	1	**0.061** J	**0.790** J	< 0.029	**0.790**
Benzo(g,h,i)perylene	100	100	**0.045** J	**0.560** J	< 0.02	**0.620**
Benzo(k)fluoranthene	0.8	3.9	**0.026** J	**0.360** J	< 0.024	**0.380**
Bis(2-chloroethoxy)methane	NL	NL	< 0.04	< 0.2	< 0.039	< 0.042
Bis(2-chloroethyl)ether	NL	NL	< 0.025	< 0.12	< 0.024	< 0.025
Bis(2-ethylhexyl) phthalate	NL	NL	< 0.065	< 0.33	< 0.063	< 0.067
Butyl benzyl phthalate	NL	NL	< 0.031	< 0.16	< 0.03	< 0.032
Caprolactam	NL	NL	< 0.057	< 0.29	< 0.055	< 0.059
Carbazole	NL	NL	< 0.022	< 0.11	< 0.022	**0.060** J
Chrysene	1	3.9	**0.05** J	**0.570** J	< 0.041	**0.620**
Dibenz(a,h)anthracene	0.33	0.33	< 0.033	< 0.17	< 0.033	**0.150** J
Di-n-butyl phthalate	NL	NL	< 0.032	< 0.16	< 0.031	< 0.034
Di-n-octyl phthalate	NL	NL	< 0.022	< 0.11	< 0.022	< 0.023
Dibenzofuran	7	59	< 0.022	< 0.11	< 0.022	< 0.023
Diethyl phthalate	NL	NL	< 0.025	< 0.12	< 0.024	< 0.025
Dimethyl phthalate	NL	NL	< 0.022	< 0.11	< 0.022	< 0.023
Fluoranthene	100	100	**0.09** J	**1.200**	< 0.02	**1.200**
Fluorene	30	100	< 0.022	< 0.11	< 0.022	**0.026** J
Hexachlorobenzene	0.33	1.2	< 0.026	< 0.13	< 0.025	< 0.027
Hexachlorobutadiene	NL	NL	< 0.028	< 0.14	< 0.027	< 0.029
Hexachlorocyclopentadiene	NL	NL	< 0.026	< 0.13	< 0.025	< 0.027
Hexachloroethane	NL	NL	< 0.025	< 0.12	< 0.024	< 0.025
Indeno[1,2,3-cd]pyrene	0.5	0.5	**0.038** J	**0.490** J	< 0.023	**0.540**
Isophorone	NL	NL	< 0.04	< 0.2	< 0.039	< 0.042
N-Nitrosodi-n-propylamine	NL	NL	< 0.032	< 0.16	< 0.031	< 0.034
N-Nitrosodiphenylamine	NL	NL	< 0.15	< 0.78	< 0.15	< 0.16
Naphthalene	12	100	< 0.025	< 0.12	< 0.024	< 0.025
Nitrobenzene	NL	NL	< 0.021	< 0.11	< 0.021	< 0.022
Pentachlorophenol	0.8	6.7	< 0.19	< 0.96	< 0.18	< 0.2
Phenanthrene	100	100	**0.040** J	**0.520** J	< 0.027	**0.510**
Phenol	0.33	100	< 0.029	< 0.15	< 0.028	< 0.03
Pyrene	100	100	**0.077** J	**0.930** J	< 0.022	**1.000**

NOTES:
All values displayed in milligrams per kilograms (mg/kg) or parts per million (ppm)
"<" - Indicates compound was not detected above the indicated laboratory method detection limit (MDL) with the limit shown.
Bold font indicates that the compound was detected above the laboratory MDL.
Underlined font indicates that the compound was detected at a concentration above its respective NYCRR Part 375-6.8(b) Unrestricted Use SCO
Yellow highlight indicates that the compound was detected at a concentration above its respective NYCRR Part 375-6.8(b) Restricted Residential Use SCO
SVOCs analyzed by USEPA Method 8270
NL indicates Not Listed
J indicates an estimated value

Webster Central School District
Willink Middle School
Environmental Study January 2019
Table 7 - Pesticides in Soil

Sample ID	NYCRR Part 375 Unrestricted Use SCOs	NYCRR Part 375 Restricted Residential Use SCOs	LBA-SB2	LBA-SB3	LBA-SB4	BLIND DUPLICATE-1 (LBA-SB3)
Sample Depth (ft bgs)			0-3	0-2.5	0-2.2	0-2.5
Sample Date			1/7/2018	1/7/2018	1/7/2018	1/7/2018
4,4'-DDD	0.0033	13	**0.0038**	**0.0023** J	< 0.00035	**0.0021**
4,4'-DDE	0.0033	8.9	**0.016**	**0.013**	< 0.00038	**0.013**
4,4'-DDT	0.0033	7.9	**0.004**	**0.0039**	< 0.00042	**0.003**
Aldrin	0.005	0.097	< 0.00047	< 0.00093 F2	< 0.00044	< 0.00047
alpha-BHC	0.02	0.48	< 0.00034	< 0.00068 F2	< 0.00032	< 0.00034
cis-Chlordane	0.094	4.2	< 0.00095	< 0.0019	< 0.0009	< 0.00095
beta-BHC	0.036	0.36	< 0.00034	< 0.00068 F2	< 0.00032	< 0.00034
delta-BHC	0.04	100	< 0.00035	< 0.0007	< 0.00033	< 0.00036
Dieldrin	0.005	0.2	< 0.00046	< 0.00091	< 0.00043	< 0.00046
Endosulfan I	2.4	24	< 0.00037	< 0.00073	< 0.00035	< 0.00037
Endosulfan II	2.4	24	< 0.00034	< 0.00068	< 0.00032	< 0.00034
Endosulfan sulfate	2.4	24	< 0.00035 *	< 0.00071 *	< 0.00034 *	< 0.00036 *
Endrin	0.014	11	< 0.00038	< 0.00075	< 0.00036	< 0.00038
Endrin aldehyde	NL	NL	< 0.00049	< 0.00097	< 0.00046	< 0.00049
Endrin ketone	NL	NL	< 0.00047	< 0.00093	< 0.00044	**0.00062** J
gamma-BHC (Lindane)	0.1	1.3	< 0.00035	< 0.0007 F2	< 0.00033	< 0.00035
trans-Chlordane	NL	NL	**0.0018** J	< 0.0012 F2	< 0.00057	< 0.00061
Heptachlor	0.042	2.1	< 0.00041	< 0.00082	< 0.00039	< 0.00041
Heptachlor epoxide	NL	NL	< 0.00049	< 0.00098 F2	< 0.00046	< 0.00049
Methoxychlor	NL	NL	< 0.00039	< 0.00077 F2 F1	< 0.00037	< 0.00039
Toxaphene	NL	NL	< 0.011	< 0.022	< 0.01	< 0.011

NOTES:
All values displayed in milligrams per kilograms (mg/kg) or parts per million (ppm)
"<" - Indicates compound was not detected above the indicated laboratory method detection limit (MDL) with the limit shown.
Bold font indicates that the compound was detected above the laboratory MDL.
Underlined font indicates that the compound was detected at a concentration above its respective NYCRR Part 375-6.8(b) Unrestricted Use SCO
Yellow highlight indicates that the compound was detected at a concentration above its respective NYCRR Part 375-6.8(b) Restricted Residential Use SCO
Pesticides analyzed by USEPA Method 8081
NL indicates Not Listed
J indicates an estimated value
* indicates lab control sample (LCS) or lab control samle duplicate (LCSD) is outside acceptance limits
F1 indicates matrix spike (MS) and/or matrix spike duplicate (MSD) recovery is outside acceptance limits
F2 indicates MS/MSD relative percent difference (RPD) exceeds control difference

Webster Central School District
Willink Middle School
Environmental Study January 2019
Table 8 - Polychlorinated Biphenyls (PCBs) in Soil

Sample ID	NYCRR Part 375 Unrestricted Use SCOs	NYCRR Part 375 Restricted Residential Use SCOs	LBA-SB2	LBA-SB3	LBA-SB4	BLIND DUPLICATE-1 (LBA-SB3)
Sample Depth (ft bgs)			0-3	0-2.5	0-2.2	0-2.5
Sample Date			1/7/2018	1/7/2018	1/7/2018	1/7/2018
PCB-1016	NL	NL	< 0.000053	< 0.000042	< 0.000044	< 0.00004
PCB-1221	NL	NL	< 0.000053	< 0.000042	< 0.000044	< 0.00004
PCB-1232	NL	NL	< 0.000053	< 0.000042	< 0.000044	< 0.00004
PCB-1242	NL	NL	< 0.000053	< 0.000042	< 0.000044	< 0.00004
PCB-1248	NL	NL	< 0.000053	< 0.000042	< 0.000044	< 0.00004
PCB-1254	NL	NL	< 0.00013	< 0.000099	< 0.0001	< 0.000095
PCB-1260	NL	NL	< 0.00013	< 0.000099	< 0.0001	< 0.000095
Total PCBs	0.1	1	None detected	None detected	None detected	None detected

NOTES:
All values displayed in milligrams per kilograms (mg/kg) or parts per million (ppm)
"<" - Indicates compound was not detected above the indicated laboratory method detection limit (MDL) with the limit shown.
Bold font indicates that the compound was detected above the laboratory MDL.
Underlined font indicates that the compound was detected at a concentration above its respective NYCRR Part 375-6.8(b) Unrestricted Use SCO
Yellow highlight indicates that the compound was detected at a concentration above its respective NYCRR Part 375-6.8(b) Restricted Residential Use SCO
PCBs analyzed by USEPA Method 8082
NL indicates Not Listed

Webster Central School District
Willink Middle School
Environmental Study January 2019
Table 9 - Metals and Cyanide in Soil

Sample ID	NYCRR Part 375 Unrestricted Use SCOs	NYCRR Part 375 Restricted Residential Use SCOs	LBA-SB2	LBA-SB3	LBA-SB4	BLIND DUPLICATE-1 (LBA-SB3)
Sample Depth (ft bgs)			0-3	0-2.5	0-2.2	0-2.5
Sample Date			1/7/2018	1/7/2018	1/7/2018	1/7/2018
Arsenic	13	16	**3.0**	**2.7**	**2.1** J	**2.1** J
Barium	350	400	**31.6**	**24.0**	**27.1**	**21.4**
Cadmium	2.5	4.3	**0.20** J	**0.15** J	**0.21** J	**0.16** J
Chromium	30	180	**12.1**	**9.1**	**12.3**	**9.7**
Lead	63	400	**8.9**	**9.8**	**2.8**	**7.6**
Selenium	3.9	180	< 0.45	< 0.46	< 0.44	**0.49** J
Silver	2	180	< 0.22	< 0.23	< 0.22	< 0.24
Mercury	0.18	0.81	**0.029**	**0.029**	< 0.0091	**0.027**
Cyanide	27	27	< 0.52	< 0.5	< 0.52	< 0.53

NOTES:
All values displayed in milligrams per kilograms (mg/kg) or parts per million (ppm)
"<" - Indicates compound was not detected above the indicated laboratory method detection limit (MDL) with the limit shown.
Bold font indicates that the compound was detected above the laboratory MDL.
Underlined font indicates that the compound was detected at a concentration above its respective NYCRR Part 375-6.8(b) Unrestricted Use SCO
Yellow highlight indicates that the compound was detected at a concentration above its respective NYCRR Part 375-6.8(b) Restricted Residential Use SCO
Metals analyzed by USEPA Method 6010/7471
Cyanide analyzed by USEPA Method 9012
NL indicates Not Listed
J indicates an estimated value

Webster Central School District
Willink Middle School
Environmental Study January 2019
Table 10 - Volatile Organic Compounds (VOCs) in Groundwater

Sample ID	NYCRR Part 703 Groundwater Quality Standards	MW-1	Blind Duplicate-02 (MW-1)
Sample Depth (ft bgs)		4-9	4-9
Sample Date		1/8/2019	1/8/2019
1,1,1-Trichloroethane	5	< 0.82	< 0.82
1,1,2,2-Tetrachloroethane	5	< 0.21	< 0.21
1,1,2-Trichloroethane	1	< 0.23	< 0.23
1,1,2-Trichloro-1,2,2-trifluoroethane	5	< 0.31	< 0.31
1,1-Dichloroethane	5	< 0.38	< 0.38
1,1-Dichloroethene	5	< 0.29	< 0.29
1,2,4-Trichlorobenzene	5	< 0.41	< 0.41
1,2-Dibromo-3-Chloropropane	0.04	< 0.39	< 0.39
1,2-Dichlorobenzene	3	< 0.79	< 0.79
1,2-Dichloroethane	0.6	< 0.21	< 0.21
1,2-Dichloropropane	1	< 0.72	< 0.72
1,3-Dichlorobenzene	3	< 0.78	< 0.78
1,4-Dichlorobenzene	3	< 0.84	< 0.84
2-Butanone (MEK)	50**	< 1.3	< 1.3
2-Hexanone	50**	< 1.2	< 1.2
4-Methyl-2-pentanone (MIBK)	NL	< 2.1	< 2.1
Acetone	50**	**4.9** J	< 3
Benzene	1	< 0.41	< 0.41
Bromodichloromethane	50**	< 0.39	< 0.39
Bromoform	50**	< 0.26	< 0.26
Bromomethane	5	< 0.69	< 0.69
Carbon disulfide	NL	< 0.19	< 0.19
Carbon tetrachloride	5	< 0.27	< 0.27
Chlorobenzene	5	< 0.75	< 0.75
Dibromochloromethane	50**	< 0.32	< 0.32
Chloroethane	5	< 0.32	< 0.32
Chloroform	7	< 0.34	< 0.34
Chloromethane	NL	< 0.35	< 0.35
cis-1,2-Dichloroethene	5	< 0.81	< 0.81
cis-1,3-Dichloropropene	5	< 0.36	< 0.36
Cyclohexane	NL	< 0.18	< 0.18
Dichlorodifluoromethane	5	< 0.68	< 0.68
Ethylbenzene	5	< 0.74	< 0.74
1,2-Dibromoethane	NL	< 0.73	< 0.73
Isopropylbenzene	5	< 0.79	< 0.79
Methyl acetate	NL	< 1.3	< 1.3
Methyl tert-butyl ether	10**	< 0.16	< 0.16
Methylcyclohexane	NL	< 0.16	< 0.16
Methylene Chloride	5	< 0.44	< 0.44
Styrene	5	< 0.73	< 0.73
Tetrachloroethene	5	< 0.36	< 0.36
Toluene	5	< 0.51	< 0.51
trans-1,2-Dichloroethene	5	< 0.9	< 0.9
trans-1,3-Dichloropropene	0.4	< 0.37	< 0.37
Trichloroethene	5	< 0.46	< 0.46
Trichlorofluoromethane	5	< 0.88	< 0.88
Vinyl chloride	2	< 0.9	< 0.9
Xylenes, Total	5	< 0.66	< 0.66

NOTES:
All values displayed in micrograms per liter (ug/L) or parts per billion (ppb)
"<" - Indicates compound was not detected above the indicated laboratory method detection limit (MDL) with the limit shown.
Bold font indicates that the compound was detected above the laboratory MDL.
Yellow highlight indicates that the compound was detected at a concentration above its respective 6 NYCRR Part 703 Groundwater Quality Standard or Technical and Operational Guidance Series (TOGS 1.1.1) Guidance Value
** indicates no Part 703 Standard, TOGS 1.1.1 Guidance Value is listed
VOCs analyzed by USEPA Method 8260
J indicates an estimated value
NL Indicates Not Listed
J indicates an estimated value

Webster Central School District
Willink Middle School
Environmental Study January 2019
Table 11 - Semi-Volatile Organic Compounds (SVOCs) in Groundwater

Sample ID	NYCRR Part 703 Groundwater Quality Standards	MW-1		Blind Duplicate-02 (MW-1)	
Sample Depth (ft bgs)		4-9		4-9	
Sample Date		1/8/2019		1/8/2019	
1,4-Dioxane	NL	< 0.096		< 0.10	
Biphenyl	NL	< 0.74		< 0.68	
bis (2-chloroisopropyl) ether	NL	< 0.59		< 0.54	
2,4,5-Trichlorophenol	NL	< 0.55		< 0.5	
2,4,6-Trichlorophenol	NL	< 0.69		< 0.64	
2,4-Dichlorophenol	1	< 0.58		< 0.53	
2,4-Dimethylphenol	50**	< 0.57		< 0.52	
2,4-Dinitrophenol	10**	< 2.5		< 2.3	
2,4-Dinitrotoluene	5	< 0.51		< 0.47	
2,6-Dinitrotoluene	5	< 0.45		< 0.42	
2-Chloronaphthalene	10**	< 0.52		< 0.48	
2-Chlorophenol	NL	< 0.6		< 0.55	
2-Methylphenol	NL	< 0.45		< 0.42	
2-Methylnaphthalene	NL	< 0.68		< 0.63	
2-Nitroaniline	5	< 0.48		< 0.44	
2-Nitrophenol	NL	< 0.55		< 0.5	
3,3'-Dichlorobenzidine	5	< 0.45		< 0.42	
3-Nitroaniline	5	< 0.55		< 0.5	
4,6-Dinitro-2-methylphenol	NL	< 2.5	*	< 2.3	*
4-Bromophenyl phenyl ether	NL	< 0.51		< 0.47	
4-Chloro-3-methylphenol	NL	< 0.51		< 0.47	
4-Chloroaniline	5	< 0.67		< 0.61	
4-Chlorophenyl phenyl ether	NL	< 0.4		< 0.36	
4-Methylphenol	NL	< 0.41		< 0.38	
4-Nitroaniline	5	< 0.28		< 0.26	
4-Nitrophenol	NL	< 1.7		< 1.6	
Acenaphthene	20**	< 0.47		< 0.43	
Acenaphthylene	NL	< 0.43		< 0.4	
Acetophenone	NL	< 0.61		< 0.56	
Anthracene	50**	< 0.32		< 0.29	
Atrazine	7.5	< 0.52		< 0.48	
Benzaldehyde	NL	< 0.3		< 0.28	
Benz(a)anthracene	0.002**	< 0.41		< 0.38	
Benzo(a)pyrene	Not Detectable	< 0.53		< 0.49	
Benzo(b)fluoranthene	0.002**	< 0.39		< 0.35	
Benzo(g,h,i)perylene	NL	< 0.4		< 0.36	
Benzo(k)fluoranthene	0.002**	< 0.83		< 0.76	
Bis(2-chloroethoxy)methane	NL	< 0.4		< 0.36	
Bis(2-chloroethyl)ether	NL	< 0.45		< 0.42	
Bis(2-ethylhexyl) phthalate	5	< 2.5		< 2.3	
Butyl benzyl phthalate	NL	< 1.1		< 1	
Caprolactam	NL	**4.1**	J	< 2.3	
Carbazole	NL	< 0.34		< 0.31	
Chrysene	0.002**	< 0.38		< 0.34	
Dibenz(a,h)anthracene	NL	< 0.48		< 0.44	
Di-n-butyl phthalate	50	**0.41**	J	**0.48**	J
Di-n-octyl phthalate	50**	< 0.53		< 0.49	
Dibenzofuran	NL	< 0.58		< 0.53	
Diethyl phthalate	50**	< 0.25		< 0.23	
Dimethyl phthalate	50**	< 0.41		< 0.38	
Fluoranthene	50**	< 0.45		< 0.42	
Fluorene	50**	< 0.41		< 0.38	
Hexachlorobenzene	0.04	< 0.58		< 0.53	
Hexachlorobutadiene	NL	< 0.77		< 0.71	
Hexachlorocyclopentadiene	5	< 0.67		< 0.61	
Hexachloroethane	5	< 0.67		< 0.61	
Indeno[1,2,3-cd]pyrene	0.002**	< 0.53		< 0.49	
Isophorone	50**	< 0.49		< 0.45	
N-Nitrosodi-n-propylamine	NL	< 0.61		< 0.56	
N-Nitrosodiphenylamine	50**	< 0.58		< 0.53	
Naphthalene	10**	< 0.86		< 0.79	
Nitrobenzene	0.4	< 0.33		< 0.3	
Pentachlorophenol	1	< 2.5		< 2.3	
Phenanthrene	50**	< 0.5		< 0.46	
Phenol	1	< 0.44		< 0.41	
Pyrene	50**	< 0.39		< 0.35	

NOTES:
All values displayed in micrograms per liter (ug/L) or parts per billion (ppb)
"<" - Indicates compound was not detected above the indicated laboratory method detection limit (MDL) with the limit shown.
Bold font indicates that the compound was detected above the laboratory MDL.
Yellow highlight indicates that the compound was detected at a concentration above its respective 6 NYCRR Part 703 Groundwater Quality Standard or Technical and Operational Guidance Series (TOGS 1.1.1) Guidance Value
** indicates no Part 703 Standard, TOGS 1.1.1 Guidance Value is listed
SVOCs analyzed by USEPA Method 8270
1,4 Dioxane analyzed by USEPA Method 8270 SIM
NL Indicates Not Listed
J indicates an estimated value
* indicates lab control sample (LCS) or lab control sample duplicate (LCSD) is outside acceptance limits

Webster Central School District
Willink Middle School
Environmental Study January 2019
Table 12 - Pesticides in Groundwater

Sample ID	NYCRR Part 703 Groundwater Quality Standards	MW-1	Blind Duplicate-02 (MW-1)
Sample Depth (ft bgs)		4-9	4-9
Sample Date		1/8/2019	1/8/2019
4,4'-DDD	0.3	< 0.0092	< 0.0092
4,4'-DDE	0.2	< 0.012	< 0.012
4,4'-DDT	0.2	**0.016** J	< 0.011
Aldrin	Not Detectable	< 0.0081	< 0.0081
alpha-BHC	0.01	< 0.0077	< 0.0077
cis-Chlordane	0.05	< 0.015	< 0.015
beta-BHC	0.04	< 0.025	< 0.025
delta-BHC	0.04	< 0.01	< 0.01
Dieldrin	0.004	**0.11**	**0.13**
Endosulfan I	NL	< 0.011	< 0.011
Endosulfan II	NL	< 0.012	< 0.012
Endosulfan sulfate	NL	< 0.016	< 0.016
Endrin	Not Detectable	< 0.014	< 0.014
Endrin aldehyde	5	< 0.016	< 0.016
Endrin ketone	5	< 0.012	< 0.012
gamma-BHC (Lindane)	0.05	< 0.008	< 0.008
trans-Chlordane	0.05	< 0.011	< 0.011
Heptachlor	0.04	< 0.0085	< 0.0085
Heptachlor epoxide	0.03	< 0.0074	< 0.0074
Methoxychlor	35	< 0.014	< 0.014
Toxaphene	0.06	< 0.12	< 0.12

NOTES:
All values displayed in micrograms per liter (ug/L) or parts per billion (ppb)
"<" - Indicates compound was not detected above the indicated laboratory method detection limit (MDL) with the limit shown.
Bold font indicates that the compound was detected above the laboratory MDL.
Yellow highlight indicates that the compound was detected at a concentration above its respective 6 NYCRR Part 703 Groundwater Quality Standard or Technical and Operational Guidance Series (TOGS 1.1.1) Guidance Value
** indicates no Part 703 Standard, TOGS 1.1.1 Guidance Value is listed
Pesticides analyzed by USEPA Method 8081
NL Indicates Not Listed
J indicates an estimated value

Webster Central School District
Willink Middle School
Environmental Study January 2019
Table 13 - Polychlorinated Biphenyls (PCBs) in Groundwater

Sample ID	NYCRR Part 703 Groundwater Quality Standards	MW-1	Blind Duplicate-02 (MW-1)
Sample Depth (ft bgs)		4-9	4-9
Sample Date		1/8/2019	1/8/2019
PCB-1016	NL	< 0.18 *	< 0.18
PCB-1221	NL	< 0.18	< 0.18
PCB-1232	NL	< 0.18	< 0.18
PCB-1242	NL	< 0.18	< 0.18
PCB-1248	NL	< 0.18	< 0.18
PCB-1254	NL	< 0.25	< 0.25
PCB-1260	NL	< 0.25 *	< 0.25
Total PCBs	0.09	None detected	None detected

NOTES:
All values displayed in micrograms per liter (ug/L) or parts per billion (ppb)
"<" - Indicates compound was not detected above the indicated laboratory method detection limit (MDL) with the limit shown.
Bold font indicates that the compound was detected above the laboratory MDL.
Yellow highlight indicates that the compound was detected at a concentration above its respective 6 NYCRR Part 703 Groundwater Quality Standard or Technical and Operational Guidance Series (TOGS 1.1.1) Guidance Value
** indicates no Part 703 Standard, TOGS 1.1.1 Guidance Value is listed
PCBs analyzed by USEPA Method 8082
NL Indicates Not Listed
* indicates lab control sample (LCS) or lab control sample duplicate (LCSD) is outside acceptance limits

Webster Central School District
Willink Middle School
Environmental Study January 2019
Table 14 - Metals and Cyanide in Groundwater

		UNFILTERED		FILTERED		UNFILTERED	
Sample ID	NYCRR Part 703 Groundwater Quality Standards	MW-1		MW-1		Blind Duplicate-02 (MW-1)	
Sample Depth (ft bgs)		4-9		4-9		4-9	
Sample Date		1/8/2019		1/8/2019		1/8/2019	
Arsenic	25	**48**		< 5.6		**78**	
Barium	1000	**870**		**120**	B	**890**	
Cadmium	5	**1.4**	J	**0.52**	J	**1.3**	J
Chromium	50	**89**		< 1.0		**170**	
Lead	25	**28**		< 3.0		**55**	
Selenium	10	< 8.7		< 8.7		< 8.7	
Silver	50	< 1.7		< 1.7		< 1.7	
Mercury	0.7	**0.15**	J	< 0.12		**0.20**	
Cyanide	200	< 5.0	*	< 5.0		< 5.0	*

NOTES:
All values displayed in micrograms per liter (ug/L) or parts per billion (ppb)
"<" - Indicates compound was not detected above the indicated laboratory method detection limit (MDL) with the limit shown.
Bold font indicates that the compound was detected above the laboratory MDL.
Yellow highlight indicates that the compound was detected at a concentration above its respective 6 NYCRR Part 703 Groundwater Quality Standard or Technical and Operational Guidance Series (TOGS 1.1.1) Guidance Value
** indicates no Part 703 Standard, TOGS 1.1.1 Guidance Value is listed
Metals analyzed by USEPA Method 6010/7471
Cyanide analyzed by USEPA Method 9012
NL Indicates Not Listed
J indicates an estimated value
* indicates lab control sample (LCS) or lab control sample duplicate (LCSD) is outside acceptance limits
The sample from MW-1 was analyzed for metals, filtered and unfiltered. Groundwater containing sediment may result in biased-high concentrations of metals. The filtered results are representative of groundwater free of sediment.

Webster Central School District
Willink Middle School
Environmental Study January 2019
Table 15 - Glycol in Groundwater

Sample ID	MW-1	Blind Duplicate-02 (MW-1)
Sample Depth (ft bgs)	4-9	4-9
Sample Date	1/8/2019	1/8/2019
Glycol	< 0.0019	< 0.0019

NOTES:
All values displayed in micrograms per liter (ug/L) or parts per billion (ppb)
"<" - Indicates compound was not detected above the indicated laboratory method detection limit (MDL) with the limit shown.
Bold font indicates that the compound was detected above the laboratory MDL.
Glycol analyzed by USEPA Method 8015D

Webster Central School District
Willink Middle School
Environmental Study January 2019
Table 16 - Perfluorinated Compounds in Groundwater

Sample ID	USEPA Drinking Water Health Advisory Levels	MW-1	02 (MW-1)	ERB-01	Field Blank
Sample Depth (ft bgs)		4-9	4-9	N/A	N/A
Sample Date		1/8/2019	1/8/2019	1/8/2019	1/8/2019
Perfluorobutanoic acid (PFBA)	NL	**62**	**62**	< 0.83	< 0.83
Perfluoropentanoic acid (PFPeA)	NL	**0.90** J	**2.1**	< 0.53	< 0.52
Perfluorohexanoic acid (PFHxA)	NL	**2.1**	**1.5** J	< 0.63	< 0.63
Perfluoroheptanoic acid (PFHpA)	NL	**1.0** J	**0.80** J	< 0.76	< 0.75
Perfluorooctanoic acid (PFOA)	NL	**5.0**	**4.1**	< 0.53 I	< 0.52 I
Perfluorononanoic acid (PFNA)	NL	**0.99** J	**1.2** J I	< 0.23	< 0.22
Perfluorodecanoic acid (PFDA)	NL	**0.96** J	< 0.65	< 0.64 I	< 0.64 I
Perfluoroundecanoic acid (PFUnA)	NL	< 0.46	< 0.45	< 0.44 I	< 0.44
Perfluorododecanoic acid (PFDoA)	NL	< 0.52	< 0.5	< 0.49	< 0.49
Perfluorotridecanoic acid (PFTriA)	NL	< 0.53	< 0.51	< 0.5	< 0.5
Perfluorotetradecanoic acid (PFTeA)	NL	< 0.81	< 0.78	< 0.77	< 0.76
Perfluorobutanesulfonic acid (PFBS)	NL	**8.6**	**9.4**	< 0.41	< 0.41
Perfluorohexanesulfonic acid (PFHxS)	NL	< 0.7	< 0.68	< 0.67	< 0.66
Perfluoroheptanesulfonic Acid (PFHpS)	NL	< 0.83	< 0.8 I	< 0.79	< 0.79
Perfluorooctanesulfonic acid (PFOS)	NL	**16**	**11**	< 0.51	< 0.51
Perfluorodecanesulfonic acid (PFDS)	NL	< 0.79	< 0.76 I	< 0.75	< 0.75
Perfluorooctanesulfonamide (PFOSA)	NL	< 0.56	< 0.54	< 0.53	< 0.53
N-methylperfluorooctanesulfonamidoa cetic acid (NMeFOSAA)	NL	< 1.5	< 1.4	< 1.4	< 1.4
N-ethylperfluorooctanesulfonamidoac etic acid (NEtFOSAA)	NL	< 1.3	< 1.3	< 1.3	< 1.2
1H,1H,2H,2H-perfluorooctanesulfonic acid (6:2)	NL	< 4	< 3.9	< 3.8	< 3.8
1H,1H,2H,2H-perfluorodecanesulfonic acid (8:2)	NL	< 2.5	< 2.5	< 2.4	< 2.4
Total PFOA + PFOS	70	21.0	15.1	None detected	None detected

NOTES:
All values displayed in nanograms per liter (ng/L) or parts per trillion (ppt)
"<" - Indicates compound was not detected above the indicated laboratory method detection limit (MDL) with the limit shown.
Bold font indicates that the compound was detected above the laboratory MDL.
Yellow highlight indicates that the compound was detected at a concentration above the USEPA Drinking Water Health Advisory Level
PFOs and PFAs analyzied via USEPA Modified Method 537.
J indicates an estimated value
I indicates the value is estimated maximum possible concentration (EMPC)
NL Indicates Not Listed

APPENDIX 1

Laboratory Reports

SGS GALSON

Mr. Mike Marrash
LaBella Associates
300 State Street
Rochester, NY 14614

January 07, 2019

Account# 14931

Login# L467338

Dear Mr. Marrash:

Enclosed are the analytical results for the samples received by our laboratory on December 29, 2018. All samples on the chain of custody were received in good condition unless otherwise noted. When possible, non-IOM samples will be retained for 14 days following the date of this report (unless an extension is specifically requested). IOM samples are retained for 7 days.

Please contact client services at (888) 432-5227 if you would like any additional information regarding this report. Thank you for using SGS Galson.

Sincerely,

SGS Galson

Lisa Swab

Lisa Swab
Laboratory Director

Enclosure(s)

Terms and Conditions & General Disclaimers

- This document is issued by the Company under its General Conditions of Service accessible at http://www.sgs.com/en/Terms-and-Conditions.aspx. Attention is drawn to the limitation of liability, indemnification and jurisdiction issues defined therein.
- Any holder of this document is advised that information contained herein reflects the Company's findings at the time of its intervention only and within the limits of Client's instructions, if any. The Company's sole responsibility is to its Client and this document does not exonerate parties to a transaction from exercising all their rights and obligations under the transaction documents. Any unauthorized alteration, forgery or falsification of the content or appearance of this document is unlawful and offenders may be prosecuted to the fullest extent of the law.

Analytical Disclaimers

- Unless otherwise noted within the report, all quality control results associated with the samples were within established control limits or did not impact reported results.
- Note: The findings recorded within this report were drawn from analysis of the sample(s) provided to the laboratory by the Client (or a third party acting at the Client's direction). The laboratory does not have control over the sampling process, including but not limited to the use of field equipment and collection media, as well as the sampling duration, collection volume or any other collection parameter used by the Client. The findings herein constitute no warranty of the sample's representativeness of any sampled environment, and strictly relate to the samples as they were presented to the laboratory. For recommended sampling collection parameters, please refer to the Sampling and Analysis Guide at www.sgsgalson.com.
- Unrounded results are carried through the calculations that yield the final result and the final result is rounded to the number of significant figures appropriate to the accuracy of the analytical method. Please note that results appearing in the columns preceding the final result column may have been rounded and therefore, if carried through the calculations, may not yield an identical final result to the one reported.
- The stated LOQs for each analyte represent the demonstrated LOQ concentrations prior to correction for desorption efficiency (if applicable).
- Unless otherwise noted within the report, results have not been blank corrected for any field blank or method blank data.

Accreditations SGS Galson holds a variety of accreditations and recognitions. Our quality management system conforms with the requirements of ISO/IEC 17025. Where applicable, samples may also be analyzed in accordance with the requirements of ELAP, NELAC, or LELAP under one of the state accrediting bodies listed below. Current Scopes of Accreditation can be viewed at http://www.sgsgalson.com in the accreditations section of the "About" page. To determine if the analyte tested falls under our scope of accreditation, please visit our website or call Client Services at (888) 432-5227.

National/International	Accreditation/Recognition	Lab ID#	Program/Sector
AIHA-LAP, LLC - IHLAP, ELLAP, EMLAP	ISO/IEC 17025 and USEPA NLLAP	Lab ID 100324	Industrial Hygiene, Environmental Lead, Environmental Microbiology

State	Accreditation/Recognition	Lab ID#	Program/Sector
New York (NYSDOH)	ELAP and NELAC (TNI)	Lab ID: 11626	Air Analysis, Solid and Hazardous Waste
New Jersey (NJDEP)	NELAC (TNI)	Lab ID: NY024	Air Analysis
Louisiana (LDEQ)	LELAP	Lab ID: 04083	Air Analysis, Solid Chemical Materials
Texas	Texas Dept. of Licensing and Regulation	Lab ID: 1042	Mold Analysis Laboratory license

Legend

< - Less than	mg - milligrams	MDL - Method detection limit	ppb - parts per billion
> - Greater than	ug - micrograms	NA - Not Applicable	ppm - parts per million
l - liters	m3 - Cubic Meters	NS - Not Specified	
LOQ - Limit of Quantitation	kg - Kilograms	ND - Not detected	

LABORATORY ANALYSIS REPORT

SGS GALSON

6601 Kirkville Road
East Syracuse, NY 13057
(315) 432-5227
FAX: (315) 437-0571
www.sgsgalson.com

Client : LaBella Associates
Site : Webster
Project No. : 2190309
Date Sampled : 28-DEC-18
Date Received : 29-DEC-18

Account No.: 14931
Login No. : L467338

Date Analyzed : 03-JAN-19
Report ID : 1111793

Client ID : PUMPROOM-AD **Lab ID : L467338-1** **Air Volume : 12 L**
Date Sampled : 12/28/18 **Date Analyzed : 01/03/19**

Parameter	LOQ ug	Front ug	Back ug	Total ug	Conc mg/m3	ppm
Acetaldehyde	0.1	<0.1	<0.1	<0.1	<0.008	<0.005
Benzaldehyde	0.1	<0.1	<0.1	<0.1	<0.009	<0.002
Butyraldehyde	0.1	<0.1	<0.1	<0.1	<0.009	<0.003
Crotonaldehyde	0.1	<0.1	<0.1	<0.1	<0.009	<0.003
Formaldehyde	0.1	<0.1	<0.1	<0.1	<0.008	<0.007
Isovaleraldehyde	0.1	<0.1	<0.1	<0.1	<0.009	<0.002
Propionaldehyde	0.1	<0.1	<0.1	<0.1	<0.009	<0.004
Valeraldehyde	0.1	<0.1	<0.1	<0.1	<0.01	<0.003

COMMENTS: Please see attached lab footnote report for any applicable footnotes.

Collection Media: ORBO555 Submitted by: AMH Approved by: NKP
Date : 07-JAN-19 NYS DOH # : 11626 Supervisor : MWJ QC by: NKP

< -Less Than mg -Milligrams m3 -Cubic Meters kg -Kilograms NA -Not Applicable ND -Not Detected
> -Greater Than ug -Micrograms l -Liters NS -Not Specified ppm -Parts per Million LOQ-Limit of Quantitation

SGS GALSON

LABORATORY ANALYSIS REPORT

6601 Kirkville Road
East Syracuse, NY 13057
(315) 432-5227
FAX: (315) 437-0571
www.sgsgalson.com

Client : LaBella Associates
Site : Webster
Project No. : 2190309
Date Sampled : 28-DEC-18
Date Received : 29-DEC-18

Account No.: 14931
Login No. : L467338

Date Analyzed : 03-JAN-19
Report ID : 1111793

Client ID : C-114-AD **Lab ID : L467338-2** **Air Volume : 12 L**
Date Sampled : 12/28/18 **Date Analyzed : 01/03/19**

Parameter	LOQ ug	Front ug	Back ug	Total ug	Conc mg/m3	ppm
Acetaldehyde	0.1	<0.1	<0.1	<0.1	<0.008	<0.005
Benzaldehyde	0.1	<0.1	<0.1	<0.1	<0.009	<0.002
Butyraldehyde	0.1	<0.1	<0.1	<0.1	<0.009	<0.003
Crotonaldehyde	0.1	<0.1	<0.1	<0.1	<0.009	<0.003
Formaldehyde	0.1	<0.1	<0.1	<0.1	<0.008	<0.007
Isovaleraldehyde	0.1	<0.1	<0.1	<0.1	<0.009	<0.002
Propionaldehyde	0.1	<0.1	<0.1	<0.1	<0.009	<0.004
Valeraldehyde	0.1	<0.1	<0.1	<0.1	<0.01	<0.003

COMMENTS: Please see attached lab footnote report for any applicable footnotes.

Collection Media: ORBO555 Submitted by: AMH Approved by: NKP
Date : 07-JAN-19 NYS DOH # : 11626 Supervisor : MWJ QC by: NKP

< -Less Than mg -Milligrams m3 -Cubic Meters kg -Kilograms NA -Not Applicable ND -Not Detected
> -Greater Than ug -Micrograms l -Liters NS -Not Specified ppm -Parts per Million LOQ-Limit of Quantitation

SGS GALSON

LABORATORY ANALYSIS REPORT

6601 Kirkville Road
East Syracuse, NY 13057
(315) 432-5227
FAX: (315) 437-0571
www.sgsgalson.com

Client : LaBella Associates
Site : Webster
Project No. : 2190309
Date Sampled : 28-DEC-18
Date Received : 29-DEC-18

Account No.: 14931
Login No. : L467338

Date Analyzed : 03-JAN-19
Report ID : 1111793

Client ID : B-115-AD **Lab ID : L467338-3** **Air Volume : 12 L**
Date Sampled : 12/28/18 **Date Analyzed : 01/03/19**

Parameter	LOQ ug	Front ug	Back ug	Total ug	Conc mg/m3	ppm
Acetaldehyde	0.1	<0.1	<0.1	<0.1	<0.008	<0.005
Benzaldehyde	0.1	<0.1	<0.1	<0.1	<0.009	<0.002
Butyraldehyde	0.1	<0.1	<0.1	<0.1	<0.009	<0.003
Crotonaldehyde	0.1	<0.1	<0.1	<0.1	<0.009	<0.003
Formaldehyde	0.1	<0.1	<0.1	<0.1	<0.008	<0.007
Isovaleraldehyde	0.1	<0.1	<0.1	<0.1	<0.009	<0.002
Propionaldehyde	0.1	<0.1	<0.1	<0.1	<0.009	<0.004
Valeraldehyde	0.1	<0.1	<0.1	<0.1	<0.01	<0.003

COMMENTS: Please see attached lab footnote report for any applicable footnotes.

Collection Media: ORBO555 Submitted by: AMH Approved by: NKP
Date : 07-JAN-19 NYS DOH # : 11626 Supervisor : MWJ QC by: NKP

< -Less Than mg -Milligrams m3 -Cubic Meters kg -Kilograms NA -Not Applicable ND -Not Detected
> -Greater Than ug -Micrograms l -Liters NS -Not Specified ppm -Parts per Million LOQ-Limit of Quantitation

SGS GALSON

LABORATORY ANALYSIS REPORT

6601 Kirkville Road
East Syracuse, NY 13057
(315) 432-5227
FAX: (315) 437-0571
www.sgsgalson.com

Client : LaBella Associates
Site : Webster
Project No. : 2190309
Date Sampled : 28-DEC-18
Date Received : 29-DEC-18

Account No.: 14931
Login No. : L467338

Date Analyzed : 03-JAN-19
Report ID : 1111793

Client ID : B-102-AD **Lab ID : L467338-4** **Air Volume : 12 L**
Date Sampled : 12/28/18 **Date Analyzed : 01/03/19**

Parameter	LOQ ug	Front ug	Back ug	Total ug	Conc mg/m3	ppm
Acetaldehyde	0.1	<0.1	<0.1	<0.1	<0.008	<0.005
Benzaldehyde	0.1	<0.1	<0.1	<0.1	<0.009	<0.002
Butyraldehyde	0.1	<0.1	<0.1	<0.1	<0.009	<0.003
Crotonaldehyde	0.1	<0.1	<0.1	<0.1	<0.009	<0.003
Formaldehyde	0.1	<0.1	<0.1	<0.1	<0.008	<0.007
Isovaleraldehyde	0.1	<0.1	<0.1	<0.1	<0.009	<0.002
Propionaldehyde	0.1	<0.1	<0.1	<0.1	<0.009	<0.004
Valeraldehyde	0.1	<0.1	<0.1	<0.1	<0.01	<0.003

COMMENTS: Please see attached lab footnote report for any applicable footnotes.

Collection Media: ORBO555 Submitted by: AMH Approved by: NKP
Date : 07-JAN-19 NYS DOH # : 11626 Supervisor : MWJ QC by: NKP

< -Less Than mg -Milligrams m3 -Cubic Meters kg -Kilograms NA -Not Applicable ND -Not Detected
> -Greater Than ug -Micrograms l -Liters NS -Not Specified ppm -Parts per Million LOQ-Limit of Quantitation

SGS GALSON

LABORATORY ANALYSIS REPORT

6601 Kirkville Road
East Syracuse, NY 13057
(315) 432-5227
FAX: (315) 437-0571
www.sgsgalson.com

Client : LaBella Associates
Site : Webster
Project No. : 2190309
Date Sampled : 28-DEC-18
Date Received : 29-DEC-18

Account No.: 14931
Login No. : L467338

Date Analyzed : 03-JAN-19
Report ID : 1111793

Client ID : B-106-AD **Lab ID : L467338-5** **Air Volume : 12 L**
Date Sampled : 12/28/18 **Date Analyzed : 01/03/19**

Parameter	LOQ ug	Front ug	Back ug	Total ug	Conc mg/m3	ppm
Acetaldehyde	0.1	<0.1	<0.1	<0.1	<0.008	<0.005
Benzaldehyde	0.1	<0.1	<0.1	<0.1	<0.009	<0.002
Butyraldehyde	0.1	<0.1	<0.1	<0.1	<0.009	<0.003
Crotonaldehyde	0.1	<0.1	<0.1	<0.1	<0.009	<0.003
Formaldehyde	0.1	<0.1	<0.1	<0.1	<0.008	<0.007
Isovaleraldehyde	0.1	<0.1	<0.1	<0.1	<0.009	<0.002
Propionaldehyde	0.1	<0.1	<0.1	<0.1	<0.009	<0.004
Valeraldehyde	0.1	<0.1	<0.1	<0.1	<0.01	<0.003

COMMENTS: Please see attached lab footnote report for any applicable footnotes.

Collection Media: ORBO555
Date : 07-JAN-19

Submitted by: AMH
NYS DOH # : 11626

Approved by: NKP
Supervisor : MWJ QC by: NKP

< -Less Than mg -Milligrams m3 -Cubic Meters kg -Kilograms NA -Not Applicable ND -Not Detected
> -Greater Than ug -Micrograms l -Liters NS -Not Specified ppm -Parts per Million LOQ-Limit of Quantitation

SGS GALSON

LABORATORY ANALYSIS REPORT

6601 Kirkville Road
East Syracuse, NY 13057
(315) 432-5227
FAX: (315) 437-0571
www.sgsgalson.com

Client : LaBella Associates
Site : Webster
Project No. : 2190309
Date Sampled : 28-DEC-18
Date Received : 29-DEC-18

Account No.: 14931
Login No. : L467338

Date Analyzed : 03-JAN-19
Report ID : 1111793

Client ID : B-112-AD **Lab ID : L467338-6** **Air Volume : 12 L**
Date Sampled : 12/28/18 **Date Analyzed : 01/03/19**

Parameter	LOQ ug	Front ug	Back ug	Total ug	Conc mg/m3	ppm
Acetaldehyde	0.1	<0.1	<0.1	<0.1	<0.008	<0.005
Benzaldehyde	0.1	<0.1	<0.1	<0.1	<0.009	<0.002
Butyraldehyde	0.1	<0.1	<0.1	<0.1	<0.009	<0.003
Crotonaldehyde	0.1	<0.1	<0.1	<0.1	<0.009	<0.003
Formaldehyde	0.1	<0.1	<0.1	<0.1	<0.008	<0.007
Isovaleraldehyde	0.1	<0.1	<0.1	<0.1	<0.009	<0.002
Propionaldehyde	0.1	<0.1	<0.1	<0.1	<0.009	<0.004
Valeraldehyde	0.1	<0.1	<0.1	<0.1	<0.01	<0.003

COMMENTS: Please see attached lab footnote report for any applicable footnotes.

Collection Media: ORBO555 Submitted by: AMH Approved by: NKP
Date : 07-JAN-19 NYS DOH # : 11626 Supervisor : MWJ QC by: NKP

< -Less Than mg -Milligrams m3 -Cubic Meters kg -Kilograms NA -Not Applicable ND -Not Detected
> -Greater Than ug -Micrograms l -Liters NS -Not Specified ppm -Parts per Million LOQ-Limit of Quantitation

SGS GALSON

LABORATORY ANALYSIS REPORT

6601 Kirkville Road
East Syracuse, NY 13057
(315) 432-5227
FAX: (315) 437-0571
www.sgsgalson.com

Client : LaBella Associates
Site : Webster
Project No. : 2190309
Date Sampled : 28-DEC-18
Date Received : 29-DEC-18

Account No.: 14931
Login No. : L467338

Date Analyzed : 03-JAN-19
Report ID : 1111793

Client ID : A-106-AD **Lab ID : L467338-7** **Air Volume : 12 L**
Date Sampled : 12/28/18 **Date Analyzed : 01/03/19**

Parameter	LOQ ug	Front ug	Back ug	Total ug	Conc mg/m3	ppm
Acetaldehyde	0.1	<0.1	<0.1	<0.1	<0.008	<0.005
Benzaldehyde	0.1	<0.1	<0.1	<0.1	<0.009	<0.002
Butyraldehyde	0.1	<0.1	<0.1	<0.1	<0.009	<0.003
Crotonaldehyde	0.1	<0.1	<0.1	<0.1	<0.009	<0.003
Formaldehyde	0.1	<0.1	<0.1	<0.1	<0.008	<0.007
Isovaleraldehyde	0.1	<0.1	<0.1	<0.1	<0.009	<0.002
Propionaldehyde	0.1	<0.1	<0.1	<0.1	<0.009	<0.004
Valeraldehyde	0.1	<0.1	<0.1	<0.1	<0.01	<0.003

COMMENTS: Please see attached lab footnote report for any applicable footnotes.

Collection Media: ORBO555 Submitted by: AMH Approved by: NKP
Date : 07-JAN-19 NYS DOH # : 11626 Supervisor : MWJ QC by: NKP

< -Less Than mg -Milligrams m3 -Cubic Meters kg -Kilograms NA -Not Applicable ND -Not Detected
> -Greater Than ug -Micrograms l -Liters NS -Not Specified ppm -Parts per Million LOQ-Limit of Quantitation

SGS GALSON

LABORATORY ANALYSIS REPORT

6601 Kirkville Road
East Syracuse, NY 13057
(315) 432-5227
FAX: (315) 437-0571
www.sgsgalson.com

Client : LaBella Associates
Site : Webster
Project No. : 2190309
Date Sampled : 28-DEC-18
Date Received : 29-DEC-18

Account No.: 14931
Login No. : L467338

Date Analyzed : 03-JAN-19
Report ID : 1111793

Client ID : GYM-AD **Lab ID : L467338-8** **Air Volume : 12 L**
Date Sampled : 12/28/18 **Date Analyzed : 01/03/19**

Parameter	LOQ ug	Front ug	Back ug	Total ug	Conc mg/m3	ppm
Acetaldehyde	0.1	<0.1	<0.1	<0.1	<0.008	<0.005
Benzaldehyde	0.1	<0.1	<0.1	<0.1	<0.009	<0.002
Butyraldehyde	0.1	<0.1	<0.1	<0.1	<0.009	<0.003
Crotonaldehyde	0.1	<0.1	<0.1	<0.1	<0.009	<0.003
Formaldehyde	0.1	<0.1	<0.1	<0.1	<0.008	<0.007
Isovaleraldehyde	0.1	<0.1	<0.1	<0.1	<0.009	<0.002
Propionaldehyde	0.1	<0.1	<0.1	<0.1	<0.009	<0.004
Valeraldehyde	0.1	<0.1	<0.1	<0.1	<0.01	<0.003

COMMENTS: Please see attached lab footnote report for any applicable footnotes.

Collection Media: ORBO555 Submitted by: AMH Approved by: NKP
Date : 07-JAN-19 NYS DOH # : 11626 Supervisor : MWJ QC by: NKP

< -Less Than mg -Milligrams m3 -Cubic Meters kg -Kilograms NA -Not Applicable ND -Not Detected
> -Greater Than ug -Micrograms l -Liters NS -Not Specified ppm -Parts per Million LOQ-Limit of Quantitation

SGS GALSON

LABORATORY ANALYSIS REPORT

6601 Kirkville Road
East Syracuse, NY 13057
(315) 432-5227
FAX: (315) 437-0571
www.sgsgalson.com

Client : LaBella Associates
Site : Webster
Project No. : 2190309
Date Sampled : 28-DEC-18
Date Received : 29-DEC-18

Account No.: 14931
Login No. : L467338

Date Analyzed : 03-JAN-19
Report ID : 1111793

Client ID : A-209-AD **Lab ID : L467338-9** **Air Volume : 12 L**
Date Sampled : 12/28/18 **Date Analyzed : 01/03/19**

Parameter	LOQ ug	Front ug	Back ug	Total ug	Conc mg/m3	ppm
Acetaldehyde	0.1	<0.1	<0.1	<0.1	<0.008	<0.005
Benzaldehyde	0.1	<0.1	<0.1	<0.1	<0.009	<0.002
Butyraldehyde	0.1	<0.1	<0.1	<0.1	<0.009	<0.003
Crotonaldehyde	0.1	<0.1	<0.1	<0.1	<0.009	<0.003
Formaldehyde	0.1	<0.1	0.1	0.1	0.01	0.009
Isovaleraldehyde	0.1	<0.1	<0.1	<0.1	<0.009	<0.002
Propionaldehyde	0.1	<0.1	<0.1	<0.1	<0.009	<0.004
Valeraldehyde	0.1	<0.1	<0.1	<0.1	<0.01	<0.003

COMMENTS: Please see attached lab footnote report for any applicable footnotes.

Collection Media: ORBO555
Date : 07-JAN-19

Submitted by: AMH
NYS DOH # : 11626

Approved by: NKP
Supervisor : MWJ QC by: NKP

< -Less Than mg -Milligrams m3 -Cubic Meters kg -Kilograms NA -Not Applicable ND -Not Detected
> -Greater Than ug -Micrograms l -Liters NS -Not Specified ppm -Parts per Million LOQ-Limit of Quantitation

SGS GALSON

LABORATORY ANALYSIS REPORT

6601 Kirkville Road
East Syracuse, NY 13057
(315) 432-5227
FAX: (315) 437-0571
www.sgsgalson.com

Client : LaBella Associates
Site : Webster
Project No. : 2190309
Date Sampled : 28-DEC-18
Date Received : 29-DEC-18

Account No.: 14931
Login No. : L467338

Date Analyzed : 03-JAN-19
Report ID : 1111793

Client ID : B-205-AD **Lab ID : L467338-10** **Air Volume : 12 L**
Date Sampled : 12/28/18 **Date Analyzed : 01/03/19**

Parameter	LOQ ug	Front ug	Back ug	Total ug	Conc mg/m3	ppm
Acetaldehyde	0.1	<0.1	<0.1	<0.1	<0.008	<0.005
Benzaldehyde	0.1	<0.1	<0.1	<0.1	<0.009	<0.002
Butyraldehyde	0.1	<0.1	<0.1	<0.1	<0.009	<0.003
Crotonaldehyde	0.1	<0.1	<0.1	<0.1	<0.009	<0.003
Formaldehyde	0.1	<0.1	0.1	0.1	0.01	0.009
Isovaleraldehyde	0.1	<0.1	<0.1	<0.1	<0.009	<0.002
Propionaldehyde	0.1	<0.1	<0.1	<0.1	<0.009	<0.004
Valeraldehyde	0.1	<0.1	<0.1	<0.1	<0.01	<0.003

COMMENTS: Please see attached lab footnote report for any applicable footnotes.

Collection Media: ORBO555 Submitted by: AMH Approved by: NKP
Date : 07-JAN-19 NYS DOH # : 11626 Supervisor : MWJ QC by: NKP

< -Less Than mg -Milligrams m3 -Cubic Meters kg -Kilograms NA -Not Applicable ND -Not Detected
> -Greater Than ug -Micrograms l -Liters NS -Not Specified ppm -Parts per Million LOQ-Limit of Quantitation

SGS GALSON

LABORATORY ANALYSIS REPORT

6601 Kirkville Road
East Syracuse, NY 13057
(315) 432-5227
FAX: (315) 437-0571
www.sgsgalson.com

Client : LaBella Associates
Site : Webster
Project No. : 2190309
Date Sampled : 28-DEC-18
Date Received : 29-DEC-18

Account No. : 14931
Login No. : L467338

Date Analyzed : 03-JAN-19
Report ID : 1111793

Client ID : B-210-AD **Lab ID : L467338-11** **Air Volume : 12 L**
Date Sampled : 12/28/18 **Date Analyzed : 01/03/19**

Parameter	LOQ ug	Front ug	Back ug	Total ug	Conc mg/m3	ppm
Acetaldehyde	0.1	<0.1	<0.1	<0.1	<0.008	<0.005
Benzaldehyde	0.1	<0.1	<0.1	<0.1	<0.009	<0.002
Butyraldehyde	0.1	<0.1	<0.1	<0.1	<0.009	<0.003
Crotonaldehyde	0.1	<0.1	<0.1	<0.1	<0.009	<0.003
Formaldehyde	0.1	<0.1	<0.1	<0.1	<0.008	<0.007
Isovaleraldehyde	0.1	<0.1	<0.1	<0.1	<0.009	<0.002
Propionaldehyde	0.1	<0.1	<0.1	<0.1	<0.009	<0.004
Valeraldehyde	0.1	<0.1	<0.1	<0.1	<0.01	<0.003

COMMENTS: Please see attached lab footnote report for any applicable footnotes.

Collection Media: ORBO555
Date : 07-JAN-19

Submitted by: AMH
NYS DOH # : 11626

Approved by: NKP
Supervisor : MWJ
QC by: NKP

< -Less Than
> -Greater Than
mg -Milligrams
ug -Micrograms
m3 -Cubic Meters
l -Liters
kg -Kilograms
NS -Not Specified
NA -Not Applicable
ppm -Parts per Million
ND -Not Detected
LOQ-Limit of Quantitation

SGS GALSON

LABORATORY ANALYSIS REPORT

6601 Kirkville Road
East Syracuse, NY 13057
(315) 432-5227
FAX: (315) 437-0571
www.sgsgalson.com

Client : LaBella Associates
Site : Webster
Project No. : 2190309
Date Sampled : 28-DEC-18
Date Received : 29-DEC-18

Account No.: 14931
Login No. : L467338

Date Analyzed : 03-JAN-19
Report ID : 1111793

Client ID : C-207-AD **Lab ID : L467338-12** **Air Volume : 12 L**
Date Sampled : 12/28/18 **Date Analyzed : 01/03/19**

Parameter	LOQ ug	Front ug	Back ug	Total ug	Conc mg/m3	ppm
Acetaldehyde	0.1	<0.1	<0.1	<0.1	<0.008	<0.005
Benzaldehyde	0.1	<0.1	<0.1	<0.1	<0.009	<0.002
Butyraldehyde	0.1	<0.1	<0.1	<0.1	<0.009	<0.003
Crotonaldehyde	0.1	<0.1	<0.1	<0.1	<0.009	<0.003
Formaldehyde	0.1	<0.1	<0.1	<0.1	<0.008	<0.007
Isovaleraldehyde	0.1	<0.1	<0.1	<0.1	<0.009	<0.002
Propionaldehyde	0.1	<0.1	<0.1	<0.1	<0.009	<0.004
Valeraldehyde	0.1	<0.1	<0.1	<0.1	<0.01	<0.003

COMMENTS: Please see attached lab footnote report for any applicable footnotes.

Collection Media: ORBO555 Submitted by: AMH Approved by: NKP
Date : 07-JAN-19 NYS DOH # : 11626 Supervisor : MWJ QC by: NKP

< -Less Than mg -Milligrams m3 -Cubic Meters kg -Kilograms NA -Not Applicable ND -Not Detected
> -Greater Than ug -Micrograms l -Liters NS -Not Specified ppm -Parts per Million LOQ-Limit of Quantitation

LABORATORY FOOTNOTE REPORT

SGS GALSON

6601 Kirkville Road
East Syracuse, NY 13057
(315) 432-5227
FAX: (315) 437-0571
www.sgsgalson.com

Client Name : LaBella Associates
Site : Webster
Project No. : 2190309

Date Sampled : 28-DEC-18
Date Received: 29-DEC-18
Date Analyzed: 03-JAN-19

Account No.: 14931
Login No. : L467338

L467338 (Report ID: 1111793):

Acetaldehyde - Total ug corrected for a desorption efficiency of 100%.
Benzaldehyde - Total ug corrected for a desorption efficiency of 98%.
Butyraldehyde - Total ug corrected for a desorption efficiency of 89%.
Crotonaldehyde - Total ug corrected for a desorption efficiency of 95%.
Formaldehyde - Total ug corrected for a desorption efficiency of 101%.
Isovaleraldehyde - Total ug corrected for a desorption efficiency of 97%.
Propionaldehyde - Total ug corrected for a desorption efficiency of 90%.
Valeraldehyde - Total ug corrected for a desorption efficiency of 87%.
SOPs: LC-SOP-4(21)
The blank spike (BS) was outside the control limits of 75.0 to 125.% at 67.3% recovery for Crotonaldehyde.
The Blank Spike Duplicate (BSD) recovery was outside the control limits of 75.0 to 125.% at 65.3% recovery for Crotonaldehyde.
Where possible, control limits are statistically generated in-house.
In the absence of statistical limits, BS/BSD guidance default limits of 75-125% are used.
ACETALDEHYDE results have been corrected for the average background found on the media: front section only = 0.0204 ug for lot #111711 (samples 1-12).

L467338-9-10 (Report ID: 1111793):

Tube may have been reversed during sampling.

L467338 (Report ID: 1111793):

Accuracy and mean recovery data presented below is based on a 95% confidence interval (k=2). The estimated accuracy applies to the media, technology, and SOP referenced in this report and does not account for the uncertainty associated with the sampling process. The accuracy is based solely on spike recovery data from internal quality control samples. Where N/A appears below, insufficient data is available to provide statistical accuracy and mean recovery values for the associated analyte.

Parameter	Accuracy	Mean Recovery
Acetaldehyde	+/-13.2%	96.5%
Benzaldehyde	N/A	N/A
Butyraldehyde	N/A	N/A
Crotonaldehyde	N/A	N/A
Formaldehyde	+/-10.8%	99.1%
Isovaleraldehyde	N/A	N/A
Propionaldehyde	N/A	N/A
Valeraldehyde	N/A	N/A

Parameter	Method
Acetaldehyde	mod. NIOSH 2016; HPLC/UV
Benzaldehyde	mod. NIOSH 2016; HPLC/UV
Butyraldehyde	mod. NIOSH 2016; HPLC/UV
Crotonaldehyde	mod. NIOSH 2016; HPLC/UV

LABORATORY FOOTNOTE REPORT

6601 Kirkville Road
East Syracuse, NY 13057
(315) 432-5227
FAX: (315) 437-0571
www.sgsgalson.com

Client Name : LaBella Associates
Site Webster
Project No. : 2190309

Date Sampled : 28-DEC-18
Date Received: 29-DEC-18
Date Analyzed: 03-JAN-19

Account No.: 14931
Login No. : L467338

L467338 (Report ID: 1111793):

Parameter	Method
Formaldehyde	mod. NIOSH 2016; HPLC/UV
Isovaleraldehyde	mod. NIOSH 2016; HPLC/UV
Propionaldehyde	mod. NIOSH 2016; HPLC/UV
Valeraldehyde	mod. NIOSH 2016; HPLC/UV

774079062356
Date:12/29/18
Shipper:FEDEX
Initials:JLS
Prep:UNKNOWN
L467338

C51

GALSON CHAIN OF CUSTODY

Turn Around Time (TAT):	(surcharge)
☑ Standard	0%
☐ 4 Business Days	35%
☐ 3 Business Days	50%
☐ 2 Business Days	75%
☐ Next Day by 6pm	100%
☐ Next Day by Noon	150%
☐ Same Day	200%

☑ Samples submitted using the FreePumpLoan™ Program
☐ Samples submitted using the FreeSamplingBadges™ Program

You may edit and complete this COC electronically by logging in to your Client Portal account at https://portal.galsonlabs.com/

Client Acct No.: 14931
Original Prep No.: PSY509570
CS Rep: BHONEYCUTT
Online COC No.: 170844

Report To: Mr. Mike Marrash
Company Name: LaBella Associates
Address 1: 300 State Street
Address 2:
City, State Zip: Rochester, NY 14614
Phone No.: 973 - 600 - 1694
Cell No.:
Email reports to: mmarrash@labellapc.com
Comments: AAquilina@labellapc.com
~~DNOO~~ DNOLL@labellapc.com

Invoice To: Mr. Mike Marrash
Company Name: LaBella Associates
Address 1: 300 State Street
Address 2:
City, State Zip: Rochester, NY 14614
Phone No.: 973 - 600 - 1694
Email Address: AP@Labellapc.com, mmarrash@labellapc.com
Comments:
P.O. No.:
Payment info.: ☐ I will call SGS Galson to provide credit card info
☐ Card on File (enter the last five digits on the line below)

Comments:

State Sampled: NY

Please indicate which OEL(s) this data will be used for.
☑ OSHA PEL ☑ ACGIH TLV ☐ MSHA ☐ Cal OSHA
☐ IAQ: _____ (Specify Limit(s)) ☐ Other: _____ (Specify Other)

Site Name: Webster
Project: 2190309
Sampled By: Mike Marrash
List description of industry or Process/interferences present in sampling area:

Sample ID * (Maximum of 20 Characters)	Date Sampled *	Collection Medium	Sample Volume Sample Time Sample Area *	Liters Minutes in², cm², ft² *	Analysis Requested	Method Reference ^	Hexavalent Chromium Process (e.g., welding, plating, painting, etc.)
Pumproom-AD	12/28/18	ORBO 555, DPNH-treated silica gel	0.2LPM	12 Liters	Aldehyde Profile	mod. NIOSH 2016; HPLC/UV	
C-114-AD	" " "	ORBO 555, DPNH-treated silica gel	0.2 LPM	12 L	Aldehyde Profile	mod. NIOSH 2016; HPLC/UV	

☐ ^ If the method(s) indicated on the COC are not our routine/preferred method(s), we will substitute our routine/preferred methods. If this is not acceptable, check here to have us contact you.

Chain of Custody	Print Name / Signature		Date	Time		Print Name / Signature		Date	Time
Relinquished By:	Mike Marrash	[signature]	12/28/18	1415	Received By:	Ann Aquilina	[signature]	12/28/18	1415
Relinquished By:	Ann Aquilina	[signature]	12/28/18	1515	Received By:	Jessica Samson	[signature]	12/29/18	0917

* You must fill in these columns for any samples which you are submitting.

Samples received after 3pm will be considered as next day's business.

Online COC No.: 170844
Prep No.: PSY509570
Account No.: 14931
Draft: 12/20/2018 10:26:54 AM

All services are rendered in accordance with the applicable SGS General Conditions of Service accessible via: http://www.sgs.com/en/Terms-and-Conditions.aspx

SGS North America, 6601 Kirkville Road E. Syracuse, NY 13057, USA t +1 888 432 5227 | +1 315 432 5227 www.galsonlabs.com | www.sgs.com

Member of the SGS Group (SGS SA)

SGS GALSON CHAIN OF CUSTODY

Comments :

Sample ID * (Maximum of 20 Characters)	Date Sampled *	Collection Medium	Sample Volume Sample Time Sample Area *	Liters Minutes in³, cm², ft² *	Analysis Requested	Method Reference ^	Hexavalent Chromium Process (e.g., welding, plating, painting, etc.)
B-115-AD	12/28/18	ORBO 555, DPNH-treated silica gel	0.2 LPM	12 L	Aldehyde Profile	mod. NIOSH 2016; HPLC/UV	
B-102-AD	" " "	ORBO 555, DPNH-treated silica gel	" " "	" " "	Aldehyde Profile	mod. NIOSH 2016; HPLC/UV	
B-106-AD	" " "	ORBO 555, DPNH-treated silica gel	" " "	" " "	Aldehyde Profile	mod. NIOSH 2016; HPLC/UV	
B-112-AD	" " "	ORBO 555, DPNH-treated silica gel	" " "	" " "	Aldehyde Profile	mod. NIOSH 2016; HPLC/UV	
A-106-AD	" "	ORBO 555, DPNH-treated silica gel	" " "	" "	Aldehyde Profile	mod. NIOSH 2016; HPLC/UV	
GYM-AD	" "	ORBO 555, DPNH-treated silica gel	" "	" "	Aldehyde Profile	mod. NIOSH 2016; HPLC/UV	
A-209-AD	" "	ORBO 555, DPNH-treated silica gel	" " "	" "	Aldehyde Profile	mod. NIOSH 2016; HPLC/UV	
B-205-AD	" "	ORBO 555, DPNH-treated silica gel	" "	" "	Aldehyde Profile	mod. NIOSH 2016; HPLC/UV	
B-210-AD	" "	ORBO 555, DPNH-treated silica gel	" "	" "	Aldehyde Profile	mod. NIOSH 2016; HPLC/UV	
C-207-AD	" "	ORBO 555, DPNH-treated silica gel	" "	" "	Aldehyde Profile	mod. NIOSH 2016; HPLC/UV	
		ORBO 555, DPNH-treated silica gel			Aldehyde Profile	mod. NIOSH 2016; HPLC/UV	

☐ ^ If the method(s) indicated on the COC are not our routine/preferred method(s), we will substitute our routine/preferred methods. If this is not acceptable, check here to have us contact you.

Chain of Custody	Print Name / Signature		Date	Time		Print Name / Signature		Date	Time
Relinquished By :	Mike Moore		12/20/18	1415	Received By :	Ann Aguilina		12/28/18	1415
Relinquished By :	Ann Aguilina		12/28/18	1515	Received By :	Jessica Samson		12/29/18	0917

* You must fill in these columns for any samples which you are submitting.

Samples received after 3pm will be considered as next day's business.

Online COC No. : 170844
Prep No. : PSY509570
Account No. : 14931
Draft : 12/20/2018 10:26:54 AM

All services are rendered in accordance with the applicable SGS General Conditions of Service accessible via: http://www.sgs.com/en/Terms-and-Conditions.aspx

SGS North America, 6601 Kirkville Road E. Syracuse, NY 13057, USA t +1 888 432 5227 | +1 315 432 5227 www.galsonlabs.com | www.sgs.com

Member of the SGS Group (SGS SA)

January 4, 2019

** LABORATORY ANALYSIS REPORT **

Radon test result report for:

WILLINK MIDDLE SCHOOL
1

Kit #	Room Id	Started	Ended	pCi/L	Analyzed
9090414	A106	2018-12-26 @ 10:00 am	2018-12-28 @ 1:00 pm	1.0 ± 0.6	2019-01-02
9090424	A209	2018-12-26 @ 9:00 am	2018-12-28 @ 1:00 pm	< 0.3	2019-01-02
9090411	B102	2018-12-26 @ 10:00 am	2018-12-28 @ 1:00 pm	< 0.3	2019-01-02
9090423	B106	2018-12-26 @ 10:00 am	2018-12-28 @ 1:00 pm	< 0.3	2019-01-02
9090413	B112	2018-12-26 @ 10:00 am	2018-12-28 @ 1:00 pm	< 0.3	2019-01-02
9090418	B115	2018-12-26 @ 10:00 am	2018-12-28 @ 1:00 pm	< 0.3	2019-01-02
9090417	B205	2018-12-26 @ 9:00 am	2018-12-28 @ 1:00 pm	< 0.3	2019-01-02
9090410	B210	2018-12-26 @ 9:00 am	2018-12-28 @ 1:00 pm	< 0.3	2019-01-02
9090421	BLANK	2018-12-26 @ 10:00 am	2018-12-28 @ 10:00 am	< 0.3	2019-01-02
9090419	C114	2018-12-26 @ 10:00 am	2018-12-28 @ 1:00 pm	< 0.3	2019-01-02
9090408	C207	2018-12-26 @ 9:00 am	2018-12-28 @ 1:00 pm	< 0.3	2019-01-02
9090422	DUPLICATE	2018-12-26 @ 10:00 am	2018-12-28 @ 1:00 pm	0.6 ± 0.4	2019-01-02
9090420	GYM	2018-12-26 @ 10:00 am	2018-12-28 @ 1:00 pm	< 0.3	2019-01-02
9090416	PUMP ROOM	2018-12-26 @ 10:00 am	2018-12-28 @ 1:00 pm	0.6 ± 0.5	2019-01-02

Air Chek 1936 Butler Bridge Rd, Mills River, NC 28759-3892 Phone: (828) 684-0893 Fax: (828) 684-8498

TestAmerica

THE LEADER IN ENVIRONMENTAL TESTING

ANALYTICAL REPORT

TestAmerica Laboratories, Inc.
TestAmerica Knoxville
5815 Middlebrook Pike
Knoxville, TN 37921
Tel: (865)291-3000

TestAmerica Job ID: 140-13857-1
Client Project/Site: Webster CSD Willink Middle School
Revision: 1

For:
LaBella Associates DPC
300 State Street
Suite 201
Rochester, New York 14614

Attn: Ann Aquilina

Melissa Deyo

Authorized for release by:
1/9/2019 11:17:05 AM

Melissa Deyo, Project Manager I
(716)504-9874
melissa.deyo@testamericainc.com

LINKS

Review your project results through TotalAccess

Have a Question? Ask The Expert

Visit us at: www.testamericainc.com

The test results in this report meet all 2003 NELAC and 2009 TNI requirements for accredited parameters, exceptions are noted in this report. This report may not be reproduced except in full, and with written approval from the laboratory. For questions please contact the Project Manager at the e-mail address or telephone number listed on this page.

This report has been electronically signed and authorized by the signatory. Electronic signature is intended to be the legally binding equivalent of a traditionally handwritten signature.

Results relate only to the items tested and the sample(s) as received by the laboratory.

Table of Contents

Cover Page 1
Table of Contents 2
Definitions/Glossary 3
Case Narrative 4
Detection Summary 5
Client Sample Results 25
Default Detection Limits 90
QC Sample Results 93
QC Association Summary 100
Lab Chronicle 101
Certification Summary 105
Method Summary 106
Sample Summary 107
Chain of Custody 108
Receipt Checklists 113

Definitions/Glossary

Client: LaBella Associates DPC
Project/Site: Webster CSD Willink Middle School

TestAmerica Job ID: 140-13857-1

Qualifiers

Air - GC/MS VOA

Qualifier	Qualifier Description
J	Result is less than the RL but greater than or equal to the MDL and the concentration is an approximate value.
CI	The peak identified by the data system exhibited chromatographic interference that could not be resolved. There is reason to suspect there may be a high bias.

Glossary

Abbreviation	These commonly used abbreviations may or may not be present in this report.
¤	Listed under the "D" column to designate that the result is reported on a dry weight basis
%R	Percent Recovery
CFL	Contains Free Liquid
CNF	Contains No Free Liquid
DER	Duplicate Error Ratio (normalized absolute difference)
Dil Fac	Dilution Factor
DL	Detection Limit (DoD/DOE)
DL, RA, RE, IN	Indicates a Dilution, Re-analysis, Re-extraction, or additional Initial metals/anion analysis of the sample
DLC	Decision Level Concentration (Radiochemistry)
EDL	Estimated Detection Limit (Dioxin)
LOD	Limit of Detection (DoD/DOE)
LOQ	Limit of Quantitation (DoD/DOE)
MDA	Minimum Detectable Activity (Radiochemistry)
MDC	Minimum Detectable Concentration (Radiochemistry)
MDL	Method Detection Limit
ML	Minimum Level (Dioxin)
NC	Not Calculated
ND	Not Detected at the reporting limit (or MDL or EDL if shown)
PQL	Practical Quantitation Limit
QC	Quality Control
RER	Relative Error Ratio (Radiochemistry)
RL	Reporting Limit or Requested Limit (Radiochemistry)
RPD	Relative Percent Difference, a measure of the relative difference between two points
TEF	Toxicity Equivalent Factor (Dioxin)
TEQ	Toxicity Equivalent Quotient (Dioxin)

Case Narrative

Client: LaBella Associates DPC
Project/Site: Webster CSD Willink Middle School

TestAmerica Job ID: 140-13857-1

Job ID: 140-13857-1

Laboratory: TestAmerica Knoxville

Narrative

Job Narrative
140-13857-1

Receipt
The samples were received on 1/3/2019 9:45 AM; the samples arrived in good condition, properly preserved and, where required, on ice.

Receipt Exceptions
The Chain-of-Custody (COC) was incomplete as received and/or improperly completed. The COC list the canister asset number as 11603, it should be 11605.

Air - GC/MS VOA
Method(s) TO 15 LL, TO-15: EPA methods TO-14A and TO-15 specify the use of humidified "zero air" as the blank reagent for canister cleaning, instrument calibration and sample analysis. Ultra-high purity humidified nitrogen from a cryogenic reservoir is used in place of "zero air" by TestAmerica Knoxville.

Method(s) TO-15: The continuing calibration verification (CCV) associated with batch 140-26607 exhibited % difference of > 30% for the following analyte(s) Isopropyl alcohol; however, the results were within the LCS acceptance limits. The EPA method requires that all target analytes in the continuing calibration verification standard be within 30% difference from the initial calibration. According to the laboratory standard operating procedure, the continuing calibration is acceptable if it meets the laboratory control sample acceptance criteria.

No additional analytical or quality issues were noted, other than those described above or in the Definitions/Glossary page.

Detection Summary

Client: LaBella Associates DPC
Project/Site: Webster CSD Willink Middle School

TestAmerica Job ID: 140-13857-1

Client Sample ID: PUMPROOM SS — Lab Sample ID: 140-13857-1

Analyte	Result	Qualifier	RL	MDL	Unit	Dil Fac	D	Method	Prep Type
1,2,4-Trimethylbenzene	0.46		0.20	0.063	ppb v/v	1		TO-15	Total/NA
1,3,5-Trimethylbenzene	0.15	J	0.20	0.065	ppb v/v	1		TO-15	Total/NA
1,4-Dioxane	0.57		0.40	0.080	ppb v/v	1		TO-15	Total/NA
2,2,4-Trimethylpentane	0.041	J	0.40	0.039	ppb v/v	1		TO-15	Total/NA
4-Ethyltoluene	0.10	J	0.40	0.066	ppb v/v	1		TO-15	Total/NA
Acetone	11		7.5	1.4	ppb v/v	1		TO-15	Total/NA
Benzene	0.32		0.20	0.056	ppb v/v	1		TO-15	Total/NA
Carbon disulfide	0.42		0.40	0.031	ppb v/v	1		TO-15	Total/NA
Carbon tetrachloride	0.050	J	0.20	0.038	ppb v/v	1		TO-15	Total/NA
Chloromethane	0.44	J	1.0	0.16	ppb v/v	1		TO-15	Total/NA
Cyclohexane	0.29	J	0.40	0.040	ppb v/v	1		TO-15	Total/NA
Dichlorodifluoromethane	0.23		0.20	0.068	ppb v/v	1		TO-15	Total/NA
Ethylbenzene	0.52		0.20	0.068	ppb v/v	1		TO-15	Total/NA
Freon 22	25		0.20	0.037	ppb v/v	1		TO-15	Total/NA
Freon TF	0.066	J	0.20	0.031	ppb v/v	1		TO-15	Total/NA
Isopropyl alcohol	2.6		1.2	0.094	ppb v/v	1		TO-15	Total/NA
m,p-Xylene	2.7		0.20	0.12	ppb v/v	1		TO-15	Total/NA
Methyl Ethyl Ketone	0.54	J	1.0	0.20	ppb v/v	1		TO-15	Total/NA
methyl isobutyl ketone	0.27	J	1.0	0.20	ppb v/v	1		TO-15	Total/NA
Methylene Chloride	0.73	J	1.0	0.32	ppb v/v	1		TO-15	Total/NA
n-Butane	2.3		1.0	0.073	ppb v/v	1		TO-15	Total/NA
n-Butylbenzene	0.084	J	0.40	0.046	ppb v/v	1		TO-15	Total/NA
n-Heptane	1.5		0.40	0.047	ppb v/v	1		TO-15	Total/NA
n-Hexane	1.5		0.40	0.032	ppb v/v	1		TO-15	Total/NA
n-Propylbenzene	0.077	J	0.40	0.056	ppb v/v	1		TO-15	Total/NA
Styrene	0.10	J	0.20	0.058	ppb v/v	1		TO-15	Total/NA
tert-Butyl alcohol	0.38	J	1.0	0.038	ppb v/v	1		TO-15	Total/NA
Tetrachloroethene	0.13	J	0.20	0.040	ppb v/v	1		TO-15	Total/NA
Toluene	9.5		1.0	0.12	ppb v/v	1		TO-15	Total/NA
Trichlorofluoromethane	0.23		0.20	0.025	ppb v/v	1		TO-15	Total/NA
Xylene (total)	3.6		0.40	0.061	ppb v/v	1		TO-15	Total/NA
Xylene, o-	0.87		0.20	0.061	ppb v/v	1		TO-15	Total/NA

Analyte	Result	Qualifier	RL	MDL	Unit	Dil Fac	D	Method	Prep Type
1,2,4-Trimethylbenzene	2.3		0.98	0.31	ug/m3	1		TO-15	Total/NA
1,3,5-Trimethylbenzene	0.72	J	0.98	0.32	ug/m3	1		TO-15	Total/NA
1,4-Dioxane	2.1		1.4	0.29	ug/m3	1		TO-15	Total/NA
2,2,4-Trimethylpentane	0.19	J	1.9	0.18	ug/m3	1		TO-15	Total/NA
4-Ethyltoluene	0.51	J	2.0	0.32	ug/m3	1		TO-15	Total/NA
Acetone	26		18	3.3	ug/m3	1		TO-15	Total/NA
Benzene	1.0		0.64	0.18	ug/m3	1		TO-15	Total/NA
Carbon disulfide	1.3		1.2	0.097	ug/m3	1		TO-15	Total/NA
Carbon tetrachloride	0.31	J	1.3	0.24	ug/m3	1		TO-15	Total/NA
Chloromethane	0.90	J	2.1	0.33	ug/m3	1		TO-15	Total/NA
Cyclohexane	1.0	J	1.4	0.14	ug/m3	1		TO-15	Total/NA
Dichlorodifluoromethane	1.1		0.99	0.34	ug/m3	1		TO-15	Total/NA
Ethylbenzene	2.3		0.87	0.30	ug/m3	1		TO-15	Total/NA
Freon 22	88		0.71	0.13	ug/m3	1		TO-15	Total/NA
Freon TF	0.51	J	1.5	0.24	ug/m3	1		TO-15	Total/NA
Isopropyl alcohol	6.5		2.9	0.23	ug/m3	1		TO-15	Total/NA
m,p-Xylene	12		0.87	0.52	ug/m3	1		TO-15	Total/NA

This Detection Summary does not include radiochemical test results.

Detection Summary

Client: LaBella Associates DPC
Project/Site: Webster CSD Willink Middle School

TestAmerica Job ID: 140-13857-1

Client Sample ID: PUMPROOM SS (Continued) — Lab Sample ID: 140-13857-1

Analyte	Result	Qualifier	RL	MDL	Unit	Dil Fac	D	Method	Prep Type
Methyl Ethyl Ketone	1.6	J	2.9	0.59	ug/m3	1		TO-15	Total/NA
methyl isobutyl ketone	1.1	J	4.1	0.80	ug/m3	1		TO-15	Total/NA
Methylene Chloride	2.5	J	3.5	1.1	ug/m3	1		TO-15	Total/NA
n-Butane	5.5		2.4	0.17	ug/m3	1		TO-15	Total/NA
n-Butylbenzene	0.46	J	2.2	0.25	ug/m3	1		TO-15	Total/NA
n-Heptane	6.1		1.6	0.19	ug/m3	1		TO-15	Total/NA
n-Hexane	5.2		1.4	0.11	ug/m3	1		TO-15	Total/NA
n-Propylbenzene	0.38	J	2.0	0.28	ug/m3	1		TO-15	Total/NA
Styrene	0.43	J	0.85	0.25	ug/m3	1		TO-15	Total/NA
tert-Butyl alcohol	1.1	J	3.0	0.12	ug/m3	1		TO-15	Total/NA
Tetrachloroethene	0.89	J	1.4	0.27	ug/m3	1		TO-15	Total/NA
Toluene	36		3.8	0.45	ug/m3	1		TO-15	Total/NA
Trichlorofluoromethane	1.3		1.1	0.14	ug/m3	1		TO-15	Total/NA
Xylene (total)	16		1.7	0.26	ug/m3	1		TO-15	Total/NA
Xylene, o-	3.8		0.87	0.26	ug/m3	1		TO-15	Total/NA

Client Sample ID: PUMPROOM IA — Lab Sample ID: 140-13857-2

Analyte	Result	Qualifier	RL	MDL	Unit	Dil Fac	D	Method	Prep Type
1,2,4-Trimethylbenzene	0.11	J	0.20	0.063	ppb v/v	1		TO-15	Total/NA
2,2,4-Trimethylpentane	0.22	J	0.40	0.039	ppb v/v	1		TO-15	Total/NA
Acetone	5.7	J	7.5	1.4	ppb v/v	1		TO-15	Total/NA
Benzene	0.49		0.20	0.056	ppb v/v	1		TO-15	Total/NA
Carbon disulfide	0.034	J	0.40	0.031	ppb v/v	1		TO-15	Total/NA
Carbon tetrachloride	0.064	J	0.20	0.038	ppb v/v	1		TO-15	Total/NA
Chloromethane	0.63	J	1.0	0.16	ppb v/v	1		TO-15	Total/NA
Cyclohexane	0.31	J	0.40	0.040	ppb v/v	1		TO-15	Total/NA
Dichlorodifluoromethane	0.22		0.20	0.068	ppb v/v	1		TO-15	Total/NA
Ethylbenzene	0.38		0.20	0.068	ppb v/v	1		TO-15	Total/NA
Freon 22	0.90		0.20	0.037	ppb v/v	1		TO-15	Total/NA
Freon TF	0.060	J	0.20	0.031	ppb v/v	1		TO-15	Total/NA
Isopropyl alcohol	2.6		1.2	0.094	ppb v/v	1		TO-15	Total/NA
m,p-Xylene	1.3		0.20	0.12	ppb v/v	1		TO-15	Total/NA
Methyl Ethyl Ketone	0.32	J	1.0	0.20	ppb v/v	1		TO-15	Total/NA
Methylene Chloride	0.68	J	1.0	0.32	ppb v/v	1		TO-15	Total/NA
n-Butane	28		1.0	0.073	ppb v/v	1		TO-15	Total/NA
n-Heptane	0.35	J	0.40	0.047	ppb v/v	1		TO-15	Total/NA
n-Hexane	1.4		0.40	0.032	ppb v/v	1		TO-15	Total/NA
tert-Butyl alcohol	0.12	J	1.0	0.038	ppb v/v	1		TO-15	Total/NA
Toluene	1.6		1.0	0.12	ppb v/v	1		TO-15	Total/NA
Trichlorofluoromethane	0.22		0.20	0.025	ppb v/v	1		TO-15	Total/NA
Xylene (total)	1.6		0.40	0.061	ppb v/v	1		TO-15	Total/NA
Xylene, o-	0.34		0.20	0.061	ppb v/v	1		TO-15	Total/NA

Analyte	Result	Qualifier	RL	MDL	Unit	Dil Fac	D	Method	Prep Type
1,2,4-Trimethylbenzene	0.53	J	0.98	0.31	ug/m3	1		TO-15	Total/NA
2,2,4-Trimethylpentane	1.0	J	1.9	0.18	ug/m3	1		TO-15	Total/NA
Acetone	13	J	18	3.3	ug/m3	1		TO-15	Total/NA
Benzene	1.6		0.64	0.18	ug/m3	1		TO-15	Total/NA
Carbon disulfide	0.10	J	1.2	0.097	ug/m3	1		TO-15	Total/NA
Carbon tetrachloride	0.40	J	1.3	0.24	ug/m3	1		TO-15	Total/NA

This Detection Summary does not include radiochemical test results.

Detection Summary

Client: LaBella Associates DPC
Project/Site: Webster CSD Willink Middle School

TestAmerica Job ID: 140-13857-1

Client Sample ID: PUMPROOM IA (Continued) — Lab Sample ID: 140-13857-2

Analyte	Result	Qualifier	RL	MDL	Unit	Dil Fac	D	Method	Prep Type
Chloromethane	1.3	J	2.1	0.33	ug/m3	1		TO-15	Total/NA
Cyclohexane	1.1	J	1.4	0.14	ug/m3	1		TO-15	Total/NA
Dichlorodifluoromethane	1.1		0.99	0.34	ug/m3	1		TO-15	Total/NA
Ethylbenzene	1.6		0.87	0.30	ug/m3	1		TO-15	Total/NA
Freon 22	3.2		0.71	0.13	ug/m3	1		TO-15	Total/NA
Freon TF	0.46	J	1.5	0.24	ug/m3	1		TO-15	Total/NA
Isopropyl alcohol	6.4		2.9	0.23	ug/m3	1		TO-15	Total/NA
m,p-Xylene	5.5		0.87	0.52	ug/m3	1		TO-15	Total/NA
Methyl Ethyl Ketone	0.94	J	2.9	0.59	ug/m3	1		TO-15	Total/NA
Methylene Chloride	2.4	J	3.5	1.1	ug/m3	1		TO-15	Total/NA
n-Butane	67		2.4	0.17	ug/m3	1		TO-15	Total/NA
n-Heptane	1.4	J	1.6	0.19	ug/m3	1		TO-15	Total/NA
n-Hexane	5.0		1.4	0.11	ug/m3	1		TO-15	Total/NA
tert-Butyl alcohol	0.35	J	3.0	0.12	ug/m3	1		TO-15	Total/NA
Toluene	6.0		3.8	0.45	ug/m3	1		TO-15	Total/NA
Trichlorofluoromethane	1.2		1.1	0.14	ug/m3	1		TO-15	Total/NA
Xylene (total)	7.1		1.7	0.26	ug/m3	1		TO-15	Total/NA
Xylene, o-	1.5		0.87	0.26	ug/m3	1		TO-15	Total/NA

Client Sample ID: C-111-SS — Lab Sample ID: 140-13857-3

Analyte	Result	Qualifier	RL	MDL	Unit	Dil Fac	D	Method	Prep Type
1,2,4-Trimethylbenzene	0.55		0.20	0.063	ppb v/v	1		TO-15	Total/NA
1,3,5-Trimethylbenzene	0.17	J	0.20	0.065	ppb v/v	1		TO-15	Total/NA
1,4-Dioxane	0.56		0.40	0.080	ppb v/v	1		TO-15	Total/NA
4-Ethyltoluene	0.14	J	0.40	0.066	ppb v/v	1		TO-15	Total/NA
4-Isopropyltoluene	0.093	J	0.20	0.057	ppb v/v	1		TO-15	Total/NA
Acetone	8.9	CI	7.5	1.4	ppb v/v	1		TO-15	Total/NA
Benzene	0.15	J	0.20	0.056	ppb v/v	1		TO-15	Total/NA
Carbon disulfide	1.1		0.40	0.031	ppb v/v	1		TO-15	Total/NA
Chloromethane	0.18	J	1.0	0.16	ppb v/v	1		TO-15	Total/NA
Cyclohexane	0.14	J	0.40	0.040	ppb v/v	1		TO-15	Total/NA
Dichlorodifluoromethane	0.22		0.20	0.068	ppb v/v	1		TO-15	Total/NA
Ethylbenzene	0.48		0.20	0.068	ppb v/v	1		TO-15	Total/NA
Freon 22	1.6		0.20	0.037	ppb v/v	1		TO-15	Total/NA
Freon TF	0.062	J	0.20	0.031	ppb v/v	1		TO-15	Total/NA
Isopropyl alcohol	3.0		1.2	0.094	ppb v/v	1		TO-15	Total/NA
m,p-Xylene	2.5		0.20	0.12	ppb v/v	1		TO-15	Total/NA
Methyl Butyl Ketone (2-Hexanone)	0.094	J	0.40	0.058	ppb v/v	1		TO-15	Total/NA
Methyl Ethyl Ketone	0.99	J	1.0	0.20	ppb v/v	1		TO-15	Total/NA
Methylene Chloride	0.40	J	1.0	0.32	ppb v/v	1		TO-15	Total/NA
n-Butane	1.2		1.0	0.073	ppb v/v	1		TO-15	Total/NA
n-Butylbenzene	0.10	J	0.40	0.046	ppb v/v	1		TO-15	Total/NA
n-Heptane	0.26	J	0.40	0.047	ppb v/v	1		TO-15	Total/NA
n-Hexane	1.1		0.40	0.032	ppb v/v	1		TO-15	Total/NA
n-Propylbenzene	0.068	J	0.40	0.056	ppb v/v	1		TO-15	Total/NA
Styrene	0.10	J	0.20	0.058	ppb v/v	1		TO-15	Total/NA
tert-Butyl alcohol	0.41	J	1.0	0.038	ppb v/v	1		TO-15	Total/NA
Tetrachloroethene	0.055	J	0.20	0.040	ppb v/v	1		TO-15	Total/NA
Toluene	9.5		1.0	0.12	ppb v/v	1		TO-15	Total/NA

This Detection Summary does not include radiochemical test results.

Detection Summary

Client: LaBella Associates DPC
Project/Site: Webster CSD Willink Middle School

TestAmerica Job ID: 140-13857-1

Client Sample ID: C-111-SS (Continued) — Lab Sample ID: 140-13857-3

Analyte	Result	Qualifier	RL	MDL	Unit	Dil Fac	D	Method	Prep Type
Trichlorofluoromethane	0.22		0.20	0.025	ppb v/v	1		TO-15	Total/NA
Xylene (total)	3.3		0.40	0.061	ppb v/v	1		TO-15	Total/NA
Xylene, o-	0.82		0.20	0.061	ppb v/v	1		TO-15	Total/NA

Analyte	Result	Qualifier	RL	MDL	Unit	Dil Fac	D	Method	Prep Type
1,2,4-Trimethylbenzene	2.7		0.98	0.31	ug/m3	1		TO-15	Total/NA
1,3,5-Trimethylbenzene	0.81	J	0.98	0.32	ug/m3	1		TO-15	Total/NA
1,4-Dioxane	2.0		1.4	0.29	ug/m3	1		TO-15	Total/NA
4-Ethyltoluene	0.67	J	2.0	0.32	ug/m3	1		TO-15	Total/NA
4-Isopropyltoluene	0.51	J	1.1	0.31	ug/m3	1		TO-15	Total/NA
Acetone	21	CI	18	3.3	ug/m3	1		TO-15	Total/NA
Benzene	0.49	J	0.64	0.18	ug/m3	1		TO-15	Total/NA
Carbon disulfide	3.4		1.2	0.097	ug/m3	1		TO-15	Total/NA
Chloromethane	0.38	J	2.1	0.33	ug/m3	1		TO-15	Total/NA
Cyclohexane	0.48	J	1.4	0.14	ug/m3	1		TO-15	Total/NA
Dichlorodifluoromethane	1.1		0.99	0.34	ug/m3	1		TO-15	Total/NA
Ethylbenzene	2.1		0.87	0.30	ug/m3	1		TO-15	Total/NA
Freon 22	5.7		0.71	0.13	ug/m3	1		TO-15	Total/NA
Freon TF	0.48	J	1.5	0.24	ug/m3	1		TO-15	Total/NA
Isopropyl alcohol	7.3		2.9	0.23	ug/m3	1		TO-15	Total/NA
m,p-Xylene	11		0.87	0.52	ug/m3	1		TO-15	Total/NA
Methyl Butyl Ketone (2-Hexanone)	0.38	J	1.6	0.24	ug/m3	1		TO-15	Total/NA
Methyl Ethyl Ketone	2.9	J	2.9	0.59	ug/m3	1		TO-15	Total/NA
Methylene Chloride	1.4	J	3.5	1.1	ug/m3	1		TO-15	Total/NA
n-Butane	2.8		2.4	0.17	ug/m3	1		TO-15	Total/NA
n-Butylbenzene	0.57	J	2.2	0.25	ug/m3	1		TO-15	Total/NA
n-Heptane	1.1	J	1.6	0.19	ug/m3	1		TO-15	Total/NA
n-Hexane	3.9		1.4	0.11	ug/m3	1		TO-15	Total/NA
n-Propylbenzene	0.33	J	2.0	0.28	ug/m3	1		TO-15	Total/NA
Styrene	0.43	J	0.85	0.25	ug/m3	1		TO-15	Total/NA
tert-Butyl alcohol	1.2	J	3.0	0.12	ug/m3	1		TO-15	Total/NA
Tetrachloroethene	0.37	J	1.4	0.27	ug/m3	1		TO-15	Total/NA
Toluene	36		3.8	0.45	ug/m3	1		TO-15	Total/NA
Trichlorofluoromethane	1.2		1.1	0.14	ug/m3	1		TO-15	Total/NA
Xylene (total)	14		1.7	0.26	ug/m3	1		TO-15	Total/NA
Xylene, o-	3.5		0.87	0.26	ug/m3	1		TO-15	Total/NA

Client Sample ID: C-111-IA — Lab Sample ID: 140-13857-4

Analyte	Result	Qualifier	RL	MDL	Unit	Dil Fac	D	Method	Prep Type
Acetone	4.0	J	7.5	1.4	ppb v/v	1		TO-15	Total/NA
Benzene	0.14	J	0.20	0.056	ppb v/v	1		TO-15	Total/NA
Carbon disulfide	0.034	J	0.40	0.031	ppb v/v	1		TO-15	Total/NA
Carbon tetrachloride	0.075	J	0.20	0.038	ppb v/v	1		TO-15	Total/NA
Chloromethane	0.66	J	1.0	0.16	ppb v/v	1		TO-15	Total/NA
Dichlorodifluoromethane	0.25		0.20	0.068	ppb v/v	1		TO-15	Total/NA
Freon 22	0.37		0.20	0.037	ppb v/v	1		TO-15	Total/NA
Freon TF	0.076	J	0.20	0.031	ppb v/v	1		TO-15	Total/NA
Isopropyl alcohol	2.2		1.2	0.094	ppb v/v	1		TO-15	Total/NA
Methyl Ethyl Ketone	0.24	J	1.0	0.20	ppb v/v	1		TO-15	Total/NA
Methylene Chloride	0.48	J	1.0	0.32	ppb v/v	1		TO-15	Total/NA

This Detection Summary does not include radiochemical test results.

Detection Summary

Client: LaBella Associates DPC
Project/Site: Webster CSD Willink Middle School

TestAmerica Job ID: 140-13857-1

Client Sample ID: C-111-IA (Continued) — Lab Sample ID: 140-13857-4

Analyte	Result	Qualifier	RL	MDL	Unit	Dil Fac	D	Method	Prep Type
n-Butane	1.5		1.0	0.073	ppb v/v	1		TO-15	Total/NA
n-Heptane	0.11	J	0.40	0.047	ppb v/v	1		TO-15	Total/NA
n-Hexane	0.18	J	0.40	0.032	ppb v/v	1		TO-15	Total/NA
tert-Butyl alcohol	0.079	J	1.0	0.038	ppb v/v	1		TO-15	Total/NA
Toluene	0.33	J	1.0	0.12	ppb v/v	1		TO-15	Total/NA
Trichlorofluoromethane	0.25		0.20	0.025	ppb v/v	1		TO-15	Total/NA

Analyte	Result	Qualifier	RL	MDL	Unit	Dil Fac	D	Method	Prep Type
Acetone	9.6	J	18	3.3	ug/m3	1		TO-15	Total/NA
Benzene	0.44	J	0.64	0.18	ug/m3	1		TO-15	Total/NA
Carbon disulfide	0.11	J	1.2	0.097	ug/m3	1		TO-15	Total/NA
Carbon tetrachloride	0.47	J	1.3	0.24	ug/m3	1		TO-15	Total/NA
Chloromethane	1.4	J	2.1	0.33	ug/m3	1		TO-15	Total/NA
Dichlorodifluoromethane	1.2		0.99	0.34	ug/m3	1		TO-15	Total/NA
Freon 22	1.3		0.71	0.13	ug/m3	1		TO-15	Total/NA
Freon TF	0.58	J	1.5	0.24	ug/m3	1		TO-15	Total/NA
Isopropyl alcohol	5.5		2.9	0.23	ug/m3	1		TO-15	Total/NA
Methyl Ethyl Ketone	0.71	J	2.9	0.59	ug/m3	1		TO-15	Total/NA
Methylene Chloride	1.7	J	3.5	1.1	ug/m3	1		TO-15	Total/NA
n-Butane	3.5		2.4	0.17	ug/m3	1		TO-15	Total/NA
n-Heptane	0.47	J	1.6	0.19	ug/m3	1		TO-15	Total/NA
n-Hexane	0.63	J	1.4	0.11	ug/m3	1		TO-15	Total/NA
tert-Butyl alcohol	0.24	J	3.0	0.12	ug/m3	1		TO-15	Total/NA
Toluene	1.3	J	3.8	0.45	ug/m3	1		TO-15	Total/NA
Trichlorofluoromethane	1.4		1.1	0.14	ug/m3	1		TO-15	Total/NA

Client Sample ID: B-126-SS — Lab Sample ID: 140-13857-5

Analyte	Result	Qualifier	RL	MDL	Unit	Dil Fac	D	Method	Prep Type
2,2,4-Trimethylpentane	0.045	J	0.40	0.039	ppb v/v	1		TO-15	Total/NA
Acetone	5.5	J	7.5	1.4	ppb v/v	1		TO-15	Total/NA
Benzene	0.17	J	0.20	0.056	ppb v/v	1		TO-15	Total/NA
Carbon disulfide	0.081	J	0.40	0.031	ppb v/v	1		TO-15	Total/NA
Carbon tetrachloride	0.086	J	0.20	0.038	ppb v/v	1		TO-15	Total/NA
Chloroform	0.044	J	0.20	0.038	ppb v/v	1		TO-15	Total/NA
Chloromethane	0.60	J	1.0	0.16	ppb v/v	1		TO-15	Total/NA
Cyclohexane	0.27	J	0.40	0.040	ppb v/v	1		TO-15	Total/NA
Dichlorodifluoromethane	0.22		0.20	0.068	ppb v/v	1		TO-15	Total/NA
Ethylbenzene	0.099	J	0.20	0.068	ppb v/v	1		TO-15	Total/NA
Freon 22	0.37		0.20	0.037	ppb v/v	1		TO-15	Total/NA
Freon TF	0.068	J	0.20	0.031	ppb v/v	1		TO-15	Total/NA
Isopropyl alcohol	3.2		1.2	0.094	ppb v/v	1		TO-15	Total/NA
m,p-Xylene	0.37		0.20	0.12	ppb v/v	1		TO-15	Total/NA
Methyl Ethyl Ketone	0.87	J	1.0	0.20	ppb v/v	1		TO-15	Total/NA
Methylene Chloride	1.2		1.0	0.32	ppb v/v	1		TO-15	Total/NA
n-Butane	2.7		1.0	0.073	ppb v/v	1		TO-15	Total/NA
n-Heptane	0.12	J	0.40	0.047	ppb v/v	1		TO-15	Total/NA
n-Hexane	0.58		0.40	0.032	ppb v/v	1		TO-15	Total/NA
tert-Butyl alcohol	0.20	J	1.0	0.038	ppb v/v	1		TO-15	Total/NA
Toluene	2.7		1.0	0.12	ppb v/v	1		TO-15	Total/NA
Trichlorofluoromethane	0.24		0.20	0.025	ppb v/v	1		TO-15	Total/NA

This Detection Summary does not include radiochemical test results.

Detection Summary

Client: LaBella Associates DPC
Project/Site: Webster CSD Willink Middle School

TestAmerica Job ID: 140-13857-1

Client Sample ID: B-126-SS (Continued) — Lab Sample ID: 140-13857-5

Analyte	Result	Qualifier	RL	MDL	Unit	Dil Fac	D	Method	Prep Type
Xylene (total)	0.50		0.40	0.061	ppb v/v	1		TO-15	Total/NA
Xylene, o-	0.13	J	0.20	0.061	ppb v/v	1		TO-15	Total/NA

Analyte	Result	Qualifier	RL	MDL	Unit	Dil Fac	D	Method	Prep Type
2,2,4-Trimethylpentane	0.21	J	1.9	0.18	ug/m3	1		TO-15	Total/NA
Acetone	13	J	18	3.3	ug/m3	1		TO-15	Total/NA
Benzene	0.54	J	0.64	0.18	ug/m3	1		TO-15	Total/NA
Carbon disulfide	0.25	J	1.2	0.097	ug/m3	1		TO-15	Total/NA
Carbon tetrachloride	0.54	J	1.3	0.24	ug/m3	1		TO-15	Total/NA
Chloroform	0.22	J	0.98	0.19	ug/m3	1		TO-15	Total/NA
Chloromethane	1.2	J	2.1	0.33	ug/m3	1		TO-15	Total/NA
Cyclohexane	0.92	J	1.4	0.14	ug/m3	1		TO-15	Total/NA
Dichlorodifluoromethane	1.1		0.99	0.34	ug/m3	1		TO-15	Total/NA
Ethylbenzene	0.43	J	0.87	0.30	ug/m3	1		TO-15	Total/NA
Freon 22	1.3		0.71	0.13	ug/m3	1		TO-15	Total/NA
Freon TF	0.52	J	1.5	0.24	ug/m3	1		TO-15	Total/NA
Isopropyl alcohol	7.9		2.9	0.23	ug/m3	1		TO-15	Total/NA
m,p-Xylene	1.6		0.87	0.52	ug/m3	1		TO-15	Total/NA
Methyl Ethyl Ketone	2.6	J	2.9	0.59	ug/m3	1		TO-15	Total/NA
Methylene Chloride	4.0		3.5	1.1	ug/m3	1		TO-15	Total/NA
n-Butane	6.4		2.4	0.17	ug/m3	1		TO-15	Total/NA
n-Heptane	0.48	J	1.6	0.19	ug/m3	1		TO-15	Total/NA
n-Hexane	2.0		1.4	0.11	ug/m3	1		TO-15	Total/NA
tert-Butyl alcohol	0.60	J	3.0	0.12	ug/m3	1		TO-15	Total/NA
Toluene	10		3.8	0.45	ug/m3	1		TO-15	Total/NA
Trichlorofluoromethane	1.3		1.1	0.14	ug/m3	1		TO-15	Total/NA
Xylene (total)	2.2		1.7	0.26	ug/m3	1		TO-15	Total/NA
Xylene, o-	0.58	J	0.87	0.26	ug/m3	1		TO-15	Total/NA

Client Sample ID: B-126-IA — Lab Sample ID: 140-13857-6

Analyte	Result	Qualifier	RL	MDL	Unit	Dil Fac	D	Method	Prep Type
Acetone	6.6	J	7.5	1.4	ppb v/v	1		TO-15	Total/NA
Benzene	0.073	J	0.20	0.056	ppb v/v	1		TO-15	Total/NA
Carbon disulfide	0.13	J	0.40	0.031	ppb v/v	1		TO-15	Total/NA
Carbon tetrachloride	0.058	J	0.20	0.038	ppb v/v	1		TO-15	Total/NA
Chloromethane	0.59	J	1.0	0.16	ppb v/v	1		TO-15	Total/NA
Dichlorodifluoromethane	0.23		0.20	0.068	ppb v/v	1		TO-15	Total/NA
Freon 22	0.33		0.20	0.037	ppb v/v	1		TO-15	Total/NA
Freon TF	0.061	J	0.20	0.031	ppb v/v	1		TO-15	Total/NA
Isopropyl alcohol	2.4		1.2	0.094	ppb v/v	1		TO-15	Total/NA
Methyl Ethyl Ketone	0.31	J	1.0	0.20	ppb v/v	1		TO-15	Total/NA
Methylene Chloride	0.50	J	1.0	0.32	ppb v/v	1		TO-15	Total/NA
n-Butane	2.3		1.0	0.073	ppb v/v	1		TO-15	Total/NA
n-Hexane	0.28	J	0.40	0.032	ppb v/v	1		TO-15	Total/NA
tert-Butyl alcohol	0.076	J	1.0	0.038	ppb v/v	1		TO-15	Total/NA
Trichlorofluoromethane	0.24		0.20	0.025	ppb v/v	1		TO-15	Total/NA

Analyte	Result	Qualifier	RL	MDL	Unit	Dil Fac	D	Method	Prep Type
Acetone	16	J	18	3.3	ug/m3	1		TO-15	Total/NA
Benzene	0.23	J	0.64	0.18	ug/m3	1		TO-15	Total/NA
Carbon disulfide	0.42	J	1.2	0.097	ug/m3	1		TO-15	Total/NA

This Detection Summary does not include radiochemical test results.

Detection Summary

Client: LaBella Associates DPC
Project/Site: Webster CSD Willink Middle School

TestAmerica Job ID: 140-13857-1

Client Sample ID: B-126-IA (Continued) — Lab Sample ID: 140-13857-6

Analyte	Result	Qualifier	RL	MDL	Unit	Dil Fac	D	Method	Prep Type
Carbon tetrachloride	0.37	J	1.3	0.24	ug/m3	1		TO-15	Total/NA
Chloromethane	1.2	J	2.1	0.33	ug/m3	1		TO-15	Total/NA
Dichlorodifluoromethane	1.1		0.99	0.34	ug/m3	1		TO-15	Total/NA
Freon 22	1.2		0.71	0.13	ug/m3	1		TO-15	Total/NA
Freon TF	0.47	J	1.5	0.24	ug/m3	1		TO-15	Total/NA
Isopropyl alcohol	5.9		2.9	0.23	ug/m3	1		TO-15	Total/NA
Methyl Ethyl Ketone	0.92	J	2.9	0.59	ug/m3	1		TO-15	Total/NA
Methylene Chloride	1.7	J	3.5	1.1	ug/m3	1		TO-15	Total/NA
n-Butane	5.4		2.4	0.17	ug/m3	1		TO-15	Total/NA
n-Hexane	0.98	J	1.4	0.11	ug/m3	1		TO-15	Total/NA
tert-Butyl alcohol	0.23	J	3.0	0.12	ug/m3	1		TO-15	Total/NA
Trichlorofluoromethane	1.4		1.1	0.14	ug/m3	1		TO-15	Total/NA

Client Sample ID: B-111-SS — Lab Sample ID: 140-13857-7

Analyte	Result	Qualifier	RL	MDL	Unit	Dil Fac	D	Method	Prep Type
1,2,4-Trimethylbenzene	0.55		0.20	0.063	ppb v/v	1		TO-15	Total/NA
1,3,5-Trimethylbenzene	0.16	J	0.20	0.065	ppb v/v	1		TO-15	Total/NA
1,4-Dioxane	0.67		0.40	0.080	ppb v/v	1		TO-15	Total/NA
4-Ethyltoluene	0.13	J	0.40	0.066	ppb v/v	1		TO-15	Total/NA
4-Isopropyltoluene	0.074	J	0.20	0.057	ppb v/v	1		TO-15	Total/NA
Acetone	17	CI	7.5	1.4	ppb v/v	1		TO-15	Total/NA
Benzene	0.25		0.20	0.056	ppb v/v	1		TO-15	Total/NA
Carbon disulfide	0.32	J	0.40	0.031	ppb v/v	1		TO-15	Total/NA
Chloromethane	0.25	J	1.0	0.16	ppb v/v	1		TO-15	Total/NA
Cyclohexane	0.20	J	0.40	0.040	ppb v/v	1		TO-15	Total/NA
Dichlorodifluoromethane	0.22		0.20	0.068	ppb v/v	1		TO-15	Total/NA
Ethylbenzene	0.46		0.20	0.068	ppb v/v	1		TO-15	Total/NA
Freon 22	1.0	CI	0.20	0.037	ppb v/v	1		TO-15	Total/NA
Freon TF	0.067	J	0.20	0.031	ppb v/v	1		TO-15	Total/NA
Isopropyl alcohol	4.6		1.2	0.094	ppb v/v	1		TO-15	Total/NA
m,p-Xylene	2.5		0.20	0.12	ppb v/v	1		TO-15	Total/NA
Methyl Butyl Ketone (2-Hexanone)	0.11	J	0.40	0.058	ppb v/v	1		TO-15	Total/NA
Methyl Ethyl Ketone	1.5		1.0	0.20	ppb v/v	1		TO-15	Total/NA
Methylene Chloride	0.52	J	1.0	0.32	ppb v/v	1		TO-15	Total/NA
Naphthalene	0.11	J	0.40	0.090	ppb v/v	1		TO-15	Total/NA
n-Butane	1.1		1.0	0.073	ppb v/v	1		TO-15	Total/NA
n-Butylbenzene	0.090	J	0.40	0.046	ppb v/v	1		TO-15	Total/NA
n-Heptane	0.33	J	0.40	0.047	ppb v/v	1		TO-15	Total/NA
n-Hexane	0.98		0.40	0.032	ppb v/v	1		TO-15	Total/NA
n-Propylbenzene	0.076	J	0.40	0.056	ppb v/v	1		TO-15	Total/NA
Styrene	0.10	J	0.20	0.058	ppb v/v	1		TO-15	Total/NA
tert-Butyl alcohol	0.65	J	1.0	0.038	ppb v/v	1		TO-15	Total/NA
Toluene	8.6		1.0	0.12	ppb v/v	1		TO-15	Total/NA
Trichlorofluoromethane	0.24		0.20	0.025	ppb v/v	1		TO-15	Total/NA
Xylene (total)	3.3		0.40	0.061	ppb v/v	1		TO-15	Total/NA
Xylene, o-	0.79		0.20	0.061	ppb v/v	1		TO-15	Total/NA
Analyte	**Result**	**Qualifier**	**RL**	**MDL**	**Unit**	**Dil Fac**	**D**	**Method**	**Prep Type**
1,2,4-Trimethylbenzene	2.7		0.98	0.31	ug/m3	1		TO-15	Total/NA
1,3,5-Trimethylbenzene	0.80	J	0.98	0.32	ug/m3	1		TO-15	Total/NA

This Detection Summary does not include radiochemical test results.

Detection Summary

Client: LaBella Associates DPC
Project/Site: Webster CSD Willink Middle School

TestAmerica Job ID: 140-13857-1

Client Sample ID: B-111-SS (Continued) — Lab Sample ID: 140-13857-7

Analyte	Result	Qualifier	RL	MDL	Unit	Dil Fac	D	Method	Prep Type
1,4-Dioxane	2.4		1.4	0.29	ug/m3	1		TO-15	Total/NA
4-Ethyltoluene	0.65	J	2.0	0.32	ug/m3	1		TO-15	Total/NA
4-Isopropyltoluene	0.41	J	1.1	0.31	ug/m3	1		TO-15	Total/NA
Acetone	41	CI	18	3.3	ug/m3	1		TO-15	Total/NA
Benzene	0.80		0.64	0.18	ug/m3	1		TO-15	Total/NA
Carbon disulfide	0.99	J	1.2	0.097	ug/m3	1		TO-15	Total/NA
Chloromethane	0.51	J	2.1	0.33	ug/m3	1		TO-15	Total/NA
Cyclohexane	0.70	J	1.4	0.14	ug/m3	1		TO-15	Total/NA
Dichlorodifluoromethane	1.1		0.99	0.34	ug/m3	1		TO-15	Total/NA
Ethylbenzene	2.0		0.87	0.30	ug/m3	1		TO-15	Total/NA
Freon 22	3.7	CI	0.71	0.13	ug/m3	1		TO-15	Total/NA
Freon TF	0.52	J	1.5	0.24	ug/m3	1		TO-15	Total/NA
Isopropyl alcohol	11		2.9	0.23	ug/m3	1		TO-15	Total/NA
m,p-Xylene	11		0.87	0.52	ug/m3	1		TO-15	Total/NA
Methyl Butyl Ketone (2-Hexanone)	0.47	J	1.6	0.24	ug/m3	1		TO-15	Total/NA
Methyl Ethyl Ketone	4.4		2.9	0.59	ug/m3	1		TO-15	Total/NA
Methylene Chloride	1.8	J	3.5	1.1	ug/m3	1		TO-15	Total/NA
Naphthalene	0.55	J	2.1	0.47	ug/m3	1		TO-15	Total/NA
n-Butane	2.6		2.4	0.17	ug/m3	1		TO-15	Total/NA
n-Butylbenzene	0.50	J	2.2	0.25	ug/m3	1		TO-15	Total/NA
n-Heptane	1.3	J	1.6	0.19	ug/m3	1		TO-15	Total/NA
n-Hexane	3.5		1.4	0.11	ug/m3	1		TO-15	Total/NA
n-Propylbenzene	0.37	J	2.0	0.28	ug/m3	1		TO-15	Total/NA
Styrene	0.44	J	0.85	0.25	ug/m3	1		TO-15	Total/NA
tert-Butyl alcohol	2.0	J	3.0	0.12	ug/m3	1		TO-15	Total/NA
Toluene	33		3.8	0.45	ug/m3	1		TO-15	Total/NA
Trichlorofluoromethane	1.3		1.1	0.14	ug/m3	1		TO-15	Total/NA
Xylene (total)	14		1.7	0.26	ug/m3	1		TO-15	Total/NA
Xylene, o-	3.4		0.87	0.26	ug/m3	1		TO-15	Total/NA

Client Sample ID: B-111-IA — Lab Sample ID: 140-13857-8

Analyte	Result	Qualifier	RL	MDL	Unit	Dil Fac	D	Method	Prep Type
Acetone	4.2	J	7.5	1.4	ppb v/v	1		TO-15	Total/NA
Benzene	0.14	J	0.20	0.056	ppb v/v	1		TO-15	Total/NA
Carbon disulfide	0.084	J	0.40	0.031	ppb v/v	1		TO-15	Total/NA
Carbon tetrachloride	0.073	J	0.20	0.038	ppb v/v	1		TO-15	Total/NA
Chloromethane	0.61	J	1.0	0.16	ppb v/v	1		TO-15	Total/NA
Dichlorodifluoromethane	0.24		0.20	0.068	ppb v/v	1		TO-15	Total/NA
Freon 22	0.60		0.20	0.037	ppb v/v	1		TO-15	Total/NA
Freon TF	0.072	J	0.20	0.031	ppb v/v	1		TO-15	Total/NA
Isopropyl alcohol	4.2		1.2	0.094	ppb v/v	1		TO-15	Total/NA
Methyl Ethyl Ketone	0.21	J	1.0	0.20	ppb v/v	1		TO-15	Total/NA
Methylene Chloride	0.54	J	1.0	0.32	ppb v/v	1		TO-15	Total/NA
n-Butane	1.4		1.0	0.073	ppb v/v	1		TO-15	Total/NA
n-Heptane	0.12	J	0.40	0.047	ppb v/v	1		TO-15	Total/NA
n-Hexane	0.19	J	0.40	0.032	ppb v/v	1		TO-15	Total/NA
tert-Butyl alcohol	0.075	J	1.0	0.038	ppb v/v	1		TO-15	Total/NA
Toluene	0.28	J	1.0	0.12	ppb v/v	1		TO-15	Total/NA
Trichlorofluoromethane	0.26		0.20	0.025	ppb v/v	1		TO-15	Total/NA

This Detection Summary does not include radiochemical test results.

Client Sample ID: B-111-IA (Continued) — Lab Sample ID: 140-13857-8

Analyte	Result	Qualifier	RL	MDL	Unit	Dil Fac	D	Method	Prep Type
Acetone	10	J	18	3.3	ug/m3	1		TO-15	Total/NA
Benzene	0.45	J	0.64	0.18	ug/m3	1		TO-15	Total/NA
Carbon disulfide	0.26	J	1.2	0.097	ug/m3	1		TO-15	Total/NA
Carbon tetrachloride	0.46	J	1.3	0.24	ug/m3	1		TO-15	Total/NA
Chloromethane	1.2	J	2.1	0.33	ug/m3	1		TO-15	Total/NA
Dichlorodifluoromethane	1.2		0.99	0.34	ug/m3	1		TO-15	Total/NA
Freon 22	2.1		0.71	0.13	ug/m3	1		TO-15	Total/NA
Freon TF	0.55	J	1.5	0.24	ug/m3	1		TO-15	Total/NA
Isopropyl alcohol	10		2.9	0.23	ug/m3	1		TO-15	Total/NA
Methyl Ethyl Ketone	0.61	J	2.9	0.59	ug/m3	1		TO-15	Total/NA
Methylene Chloride	1.9	J	3.5	1.1	ug/m3	1		TO-15	Total/NA
n-Butane	3.4		2.4	0.17	ug/m3	1		TO-15	Total/NA
n-Heptane	0.51	J	1.6	0.19	ug/m3	1		TO-15	Total/NA
n-Hexane	0.65	J	1.4	0.11	ug/m3	1		TO-15	Total/NA
tert-Butyl alcohol	0.23	J	3.0	0.12	ug/m3	1		TO-15	Total/NA
Toluene	1.1	J	3.8	0.45	ug/m3	1		TO-15	Total/NA
Trichlorofluoromethane	1.5		1.1	0.14	ug/m3	1		TO-15	Total/NA

Client Sample ID: B-102-IA — Lab Sample ID: 140-13857-9

Analyte	Result	Qualifier	RL	MDL	Unit	Dil Fac	D	Method	Prep Type
Acetone	3.4	J	7.5	1.4	ppb v/v	1		TO-15	Total/NA
Benzene	0.15	J	0.20	0.056	ppb v/v	1		TO-15	Total/NA
Carbon disulfide	0.033	J	0.40	0.031	ppb v/v	1		TO-15	Total/NA
Carbon tetrachloride	0.078	J	0.20	0.038	ppb v/v	1		TO-15	Total/NA
Chloromethane	0.59	J	1.0	0.16	ppb v/v	1		TO-15	Total/NA
Dichlorodifluoromethane	0.24		0.20	0.068	ppb v/v	1		TO-15	Total/NA
Freon 22	0.51		0.20	0.037	ppb v/v	1		TO-15	Total/NA
Freon TF	0.075	J	0.20	0.031	ppb v/v	1		TO-15	Total/NA
Isopropyl alcohol	1.4		1.2	0.094	ppb v/v	1		TO-15	Total/NA
Methyl Ethyl Ketone	0.25	J	1.0	0.20	ppb v/v	1		TO-15	Total/NA
Methylene Chloride	0.46	J	1.0	0.32	ppb v/v	1		TO-15	Total/NA
n-Butane	1.1		1.0	0.073	ppb v/v	1		TO-15	Total/NA
n-Heptane	0.085	J	0.40	0.047	ppb v/v	1		TO-15	Total/NA
n-Hexane	0.17	J	0.40	0.032	ppb v/v	1		TO-15	Total/NA
tert-Butyl alcohol	0.061	J	1.0	0.038	ppb v/v	1		TO-15	Total/NA
Toluene	0.26	J	1.0	0.12	ppb v/v	1		TO-15	Total/NA
Trichlorofluoromethane	0.25		0.20	0.025	ppb v/v	1		TO-15	Total/NA

Analyte	Result	Qualifier	RL	MDL	Unit	Dil Fac	D	Method	Prep Type
Acetone	8.0	J	18	3.3	ug/m3	1		TO-15	Total/NA
Benzene	0.47	J	0.64	0.18	ug/m3	1		TO-15	Total/NA
Carbon disulfide	0.10	J	1.2	0.097	ug/m3	1		TO-15	Total/NA
Carbon tetrachloride	0.49	J	1.3	0.24	ug/m3	1		TO-15	Total/NA
Chloromethane	1.2	J	2.1	0.33	ug/m3	1		TO-15	Total/NA
Dichlorodifluoromethane	1.2		0.99	0.34	ug/m3	1		TO-15	Total/NA
Freon 22	1.8		0.71	0.13	ug/m3	1		TO-15	Total/NA
Freon TF	0.57	J	1.5	0.24	ug/m3	1		TO-15	Total/NA
Isopropyl alcohol	3.4		2.9	0.23	ug/m3	1		TO-15	Total/NA
Methyl Ethyl Ketone	0.74	J	2.9	0.59	ug/m3	1		TO-15	Total/NA
Methylene Chloride	1.6	J	3.5	1.1	ug/m3	1		TO-15	Total/NA

This Detection Summary does not include radiochemical test results.

Client Sample ID: B-102-IA (Continued) — Lab Sample ID: 140-13857-9

Analyte	Result	Qualifier	RL	MDL	Unit	Dil Fac	D	Method	Prep Type
n-Butane	2.7		2.4	0.17	ug/m3	1		TO-15	Total/NA
n-Heptane	0.35	J	1.6	0.19	ug/m3	1		TO-15	Total/NA
n-Hexane	0.60	J	1.4	0.11	ug/m3	1		TO-15	Total/NA
tert-Butyl alcohol	0.18	J	3.0	0.12	ug/m3	1		TO-15	Total/NA
Toluene	0.97	J	3.8	0.45	ug/m3	1		TO-15	Total/NA
Trichlorofluoromethane	1.4		1.1	0.14	ug/m3	1		TO-15	Total/NA

Client Sample ID: A-111-SS — Lab Sample ID: 140-13857-10

Analyte	Result	Qualifier	RL	MDL	Unit	Dil Fac	D	Method	Prep Type
1,2,4-Trimethylbenzene	0.27		0.20	0.063	ppb v/v	1		TO-15	Total/NA
1,3,5-Trimethylbenzene	0.081	J	0.20	0.065	ppb v/v	1		TO-15	Total/NA
1,4-Dioxane	3.3		0.40	0.080	ppb v/v	1		TO-15	Total/NA
2,2,4-Trimethylpentane	0.041	J	0.40	0.039	ppb v/v	1		TO-15	Total/NA
4-Ethyltoluene	0.087	J	0.40	0.066	ppb v/v	1		TO-15	Total/NA
Acetone	31		7.5	1.4	ppb v/v	1		TO-15	Total/NA
Benzene	0.31		0.20	0.056	ppb v/v	1		TO-15	Total/NA
Carbon disulfide	0.34	J	0.40	0.031	ppb v/v	1		TO-15	Total/NA
Carbon tetrachloride	0.062	J	0.20	0.038	ppb v/v	1		TO-15	Total/NA
Chloroform	0.048	J	0.20	0.038	ppb v/v	1		TO-15	Total/NA
Chloromethane	0.35	J	1.0	0.16	ppb v/v	1		TO-15	Total/NA
Cyclohexane	0.28	J	0.40	0.040	ppb v/v	1		TO-15	Total/NA
Dichlorodifluoromethane	0.22		0.20	0.068	ppb v/v	1		TO-15	Total/NA
Ethylbenzene	0.42		0.20	0.068	ppb v/v	1		TO-15	Total/NA
Freon 22	0.30		0.20	0.037	ppb v/v	1		TO-15	Total/NA
Freon TF	0.069	J	0.20	0.031	ppb v/v	1		TO-15	Total/NA
Isopropyl alcohol	9.2		1.2	0.094	ppb v/v	1		TO-15	Total/NA
m,p-Xylene	1.9		0.20	0.12	ppb v/v	1		TO-15	Total/NA
Methyl Butyl Ketone (2-Hexanone)	0.097	J	0.40	0.058	ppb v/v	1		TO-15	Total/NA
Methyl Ethyl Ketone	1.6		1.0	0.20	ppb v/v	1		TO-15	Total/NA
Methyl tert-butyl ether	0.21	J	1.0	0.17	ppb v/v	1		TO-15	Total/NA
Methylene Chloride	0.47	J	1.0	0.32	ppb v/v	1		TO-15	Total/NA
n-Butane	1.9		1.0	0.073	ppb v/v	1		TO-15	Total/NA
n-Butylbenzene	0.048	J	0.40	0.046	ppb v/v	1		TO-15	Total/NA
n-Heptane	0.57		0.40	0.047	ppb v/v	1		TO-15	Total/NA
n-Hexane	1.3		0.40	0.032	ppb v/v	1		TO-15	Total/NA
Styrene	0.075	J	0.20	0.058	ppb v/v	1		TO-15	Total/NA
tert-Butyl alcohol	1.1		1.0	0.038	ppb v/v	1		TO-15	Total/NA
Toluene	9.3		1.0	0.12	ppb v/v	1		TO-15	Total/NA
Trichlorofluoromethane	0.22		0.20	0.025	ppb v/v	1		TO-15	Total/NA
Xylene (total)	2.5		0.40	0.061	ppb v/v	1		TO-15	Total/NA
Xylene, o-	0.61		0.20	0.061	ppb v/v	1		TO-15	Total/NA

Analyte	Result	Qualifier	RL	MDL	Unit	Dil Fac	D	Method	Prep Type
1,2,4-Trimethylbenzene	1.3		0.98	0.31	ug/m3	1		TO-15	Total/NA
1,3,5-Trimethylbenzene	0.40	J	0.98	0.32	ug/m3	1		TO-15	Total/NA
1,4-Dioxane	12		1.4	0.29	ug/m3	1		TO-15	Total/NA
2,2,4-Trimethylpentane	0.19	J	1.9	0.18	ug/m3	1		TO-15	Total/NA
4-Ethyltoluene	0.43	J	2.0	0.32	ug/m3	1		TO-15	Total/NA
Acetone	73		18	3.3	ug/m3	1		TO-15	Total/NA
Benzene	0.98		0.64	0.18	ug/m3	1		TO-15	Total/NA

This Detection Summary does not include radiochemical test results.

Detection Summary

Client: LaBella Associates DPC
Project/Site: Webster CSD Willink Middle School

TestAmerica Job ID: 140-13857-1

Client Sample ID: A-111-SS (Continued) — Lab Sample ID: 140-13857-10

Analyte	Result	Qualifier	RL	MDL	Unit	Dil Fac	D	Method	Prep Type
Carbon disulfide	1.1	J	1.2	0.097	ug/m3	1		TO-15	Total/NA
Carbon tetrachloride	0.39	J	1.3	0.24	ug/m3	1		TO-15	Total/NA
Chloroform	0.23	J	0.98	0.19	ug/m3	1		TO-15	Total/NA
Chloromethane	0.73	J	2.1	0.33	ug/m3	1		TO-15	Total/NA
Cyclohexane	0.95	J	1.4	0.14	ug/m3	1		TO-15	Total/NA
Dichlorodifluoromethane	1.1		0.99	0.34	ug/m3	1		TO-15	Total/NA
Ethylbenzene	1.8		0.87	0.30	ug/m3	1		TO-15	Total/NA
Freon 22	1.1		0.71	0.13	ug/m3	1		TO-15	Total/NA
Freon TF	0.53	J	1.5	0.24	ug/m3	1		TO-15	Total/NA
Isopropyl alcohol	23		2.9	0.23	ug/m3	1		TO-15	Total/NA
m,p-Xylene	8.4		0.87	0.52	ug/m3	1		TO-15	Total/NA
Methyl Butyl Ketone (2-Hexanone)	0.40	J	1.6	0.24	ug/m3	1		TO-15	Total/NA
Methyl Ethyl Ketone	4.8		2.9	0.59	ug/m3	1		TO-15	Total/NA
Methyl tert-butyl ether	0.76	J	3.6	0.61	ug/m3	1		TO-15	Total/NA
Methylene Chloride	1.6	J	3.5	1.1	ug/m3	1		TO-15	Total/NA
n-Butane	4.6		2.4	0.17	ug/m3	1		TO-15	Total/NA
n-Butylbenzene	0.27	J	2.2	0.25	ug/m3	1		TO-15	Total/NA
n-Heptane	2.4		1.6	0.19	ug/m3	1		TO-15	Total/NA
n-Hexane	4.4		1.4	0.11	ug/m3	1		TO-15	Total/NA
Styrene	0.32	J	0.85	0.25	ug/m3	1		TO-15	Total/NA
tert-Butyl alcohol	3.4		3.0	0.12	ug/m3	1		TO-15	Total/NA
Toluene	35		3.8	0.45	ug/m3	1		TO-15	Total/NA
Trichlorofluoromethane	1.2		1.1	0.14	ug/m3	1		TO-15	Total/NA
Xylene (total)	11		1.7	0.26	ug/m3	1		TO-15	Total/NA
Xylene, o-	2.7		0.87	0.26	ug/m3	1		TO-15	Total/NA

Client Sample ID: A-111-IA — Lab Sample ID: 140-13857-11

Analyte	Result	Qualifier	RL	MDL	Unit	Dil Fac	D	Method	Prep Type
Acetone	8.1	CI	7.5	1.4	ppb v/v	1		TO-15	Total/NA
Benzene	0.081	J	0.20	0.056	ppb v/v	1		TO-15	Total/NA
Carbon disulfide	0.048	J	0.40	0.031	ppb v/v	1		TO-15	Total/NA
Carbon tetrachloride	0.075	J	0.20	0.038	ppb v/v	1		TO-15	Total/NA
Chloromethane	0.50	J	1.0	0.16	ppb v/v	1		TO-15	Total/NA
Dichlorodifluoromethane	0.21		0.20	0.068	ppb v/v	1		TO-15	Total/NA
Freon 22	0.44		0.20	0.037	ppb v/v	1		TO-15	Total/NA
Freon TF	0.067	J	0.20	0.031	ppb v/v	1		TO-15	Total/NA
Isopropyl alcohol	4.8		1.2	0.094	ppb v/v	1		TO-15	Total/NA
Methyl Ethyl Ketone	0.46	J	1.0	0.20	ppb v/v	1		TO-15	Total/NA
Methylene Chloride	0.46	J	1.0	0.32	ppb v/v	1		TO-15	Total/NA
n-Butane	1.3		1.0	0.073	ppb v/v	1		TO-15	Total/NA
n-Hexane	0.11	J	0.40	0.032	ppb v/v	1		TO-15	Total/NA
tert-Butyl alcohol	0.12	J	1.0	0.038	ppb v/v	1		TO-15	Total/NA
Trichlorofluoromethane	0.25		0.20	0.025	ppb v/v	1		TO-15	Total/NA
Analyte	**Result**	**Qualifier**	**RL**	**MDL**	**Unit**	**Dil Fac**	**D**	**Method**	**Prep Type**
Acetone	19	CI	18	3.3	ug/m3	1		TO-15	Total/NA
Benzene	0.26	J	0.64	0.18	ug/m3	1		TO-15	Total/NA
Carbon disulfide	0.15	J	1.2	0.097	ug/m3	1		TO-15	Total/NA
Carbon tetrachloride	0.47	J	1.3	0.24	ug/m3	1		TO-15	Total/NA
Chloromethane	1.0	J	2.1	0.33	ug/m3	1		TO-15	Total/NA

This Detection Summary does not include radiochemical test results.

Detection Summary

Client: LaBella Associates DPC
Project/Site: Webster CSD Willink Middle School

TestAmerica Job ID: 140-13857-1

Client Sample ID: A-111-IA (Continued) — Lab Sample ID: 140-13857-11

Analyte	Result	Qualifier	RL	MDL	Unit	Dil Fac	D	Method	Prep Type
Dichlorodifluoromethane	1.1		0.99	0.34	ug/m3	1		TO-15	Total/NA
Freon 22	1.5		0.71	0.13	ug/m3	1		TO-15	Total/NA
Freon TF	0.51	J	1.5	0.24	ug/m3	1		TO-15	Total/NA
Isopropyl alcohol	12		2.9	0.23	ug/m3	1		TO-15	Total/NA
Methyl Ethyl Ketone	1.4	J	2.9	0.59	ug/m3	1		TO-15	Total/NA
Methylene Chloride	1.6	J	3.5	1.1	ug/m3	1		TO-15	Total/NA
n-Butane	3.2		2.4	0.17	ug/m3	1		TO-15	Total/NA
n-Hexane	0.40	J	1.4	0.11	ug/m3	1		TO-15	Total/NA
tert-Butyl alcohol	0.36	J	3.0	0.12	ug/m3	1		TO-15	Total/NA
Trichlorofluoromethane	1.4		1.1	0.14	ug/m3	1		TO-15	Total/NA

Client Sample ID: F-109-SS — Lab Sample ID: 140-13857-12

Analyte	Result	Qualifier	RL	MDL	Unit	Dil Fac	D	Method	Prep Type
1,2,4-Trimethylbenzene	0.15	J	0.20	0.063	ppb v/v	1		TO-15	Total/NA
1,2-Dichloroethane	0.055	J	0.20	0.047	ppb v/v	1		TO-15	Total/NA
2,2,4-Trimethylpentane	0.041	J	0.40	0.039	ppb v/v	1		TO-15	Total/NA
4-Ethyltoluene	0.10	J	0.40	0.066	ppb v/v	1		TO-15	Total/NA
Acetone	22	CI	7.5	1.4	ppb v/v	1		TO-15	Total/NA
Benzene	0.41		0.20	0.056	ppb v/v	1		TO-15	Total/NA
Carbon disulfide	0.17	J	0.40	0.031	ppb v/v	1		TO-15	Total/NA
Carbon tetrachloride	0.068	J	0.20	0.038	ppb v/v	1		TO-15	Total/NA
Chloromethane	0.50	J	1.0	0.16	ppb v/v	1		TO-15	Total/NA
Cyclohexane	0.44		0.40	0.040	ppb v/v	1		TO-15	Total/NA
Dichlorodifluoromethane	0.23		0.20	0.068	ppb v/v	1		TO-15	Total/NA
Ethylbenzene	0.24		0.20	0.068	ppb v/v	1		TO-15	Total/NA
Freon 22	0.41		0.20	0.037	ppb v/v	1		TO-15	Total/NA
Freon TF	0.069	J	0.20	0.031	ppb v/v	1		TO-15	Total/NA
Isopropyl alcohol	3.9		1.2	0.094	ppb v/v	1		TO-15	Total/NA
m,p-Xylene	1.0		0.20	0.12	ppb v/v	1		TO-15	Total/NA
Methyl Butyl Ketone (2-Hexanone)	0.28	J	0.40	0.058	ppb v/v	1		TO-15	Total/NA
Methyl Ethyl Ketone	2.2		1.0	0.20	ppb v/v	1		TO-15	Total/NA
Methylene Chloride	0.54	J	1.0	0.32	ppb v/v	1		TO-15	Total/NA
n-Butane	2.3		1.0	0.073	ppb v/v	1		TO-15	Total/NA
n-Heptane	0.75		0.40	0.047	ppb v/v	1		TO-15	Total/NA
n-Hexane	1.1		0.40	0.032	ppb v/v	1		TO-15	Total/NA
tert-Butyl alcohol	0.60	J	1.0	0.038	ppb v/v	1		TO-15	Total/NA
Toluene	5.5		1.0	0.12	ppb v/v	1		TO-15	Total/NA
Trichlorofluoromethane	0.25		0.20	0.025	ppb v/v	1		TO-15	Total/NA
Xylene (total)	1.3		0.40	0.061	ppb v/v	1		TO-15	Total/NA
Xylene, o-	0.32		0.20	0.061	ppb v/v	1		TO-15	Total/NA

Analyte	Result	Qualifier	RL	MDL	Unit	Dil Fac	D	Method	Prep Type
1,2,4-Trimethylbenzene	0.73	J	0.98	0.31	ug/m3	1		TO-15	Total/NA
1,2-Dichloroethane	0.22	J	0.81	0.19	ug/m3	1		TO-15	Total/NA
2,2,4-Trimethylpentane	0.19	J	1.9	0.18	ug/m3	1		TO-15	Total/NA
4-Ethyltoluene	0.51	J	2.0	0.32	ug/m3	1		TO-15	Total/NA
Acetone	51	CI	18	3.3	ug/m3	1		TO-15	Total/NA
Benzene	1.3		0.64	0.18	ug/m3	1		TO-15	Total/NA
Carbon disulfide	0.54	J	1.2	0.097	ug/m3	1		TO-15	Total/NA
Carbon tetrachloride	0.42	J	1.3	0.24	ug/m3	1		TO-15	Total/NA

This Detection Summary does not include radiochemical test results.

Detection Summary

Client: LaBella Associates DPC
Project/Site: Webster CSD Willink Middle School

TestAmerica Job ID: 140-13857-1

Client Sample ID: F-109-SS (Continued) — Lab Sample ID: 140-13857-12

Analyte	Result	Qualifier	RL	MDL	Unit	Dil Fac	D	Method	Prep Type
Chloromethane	1.0	J	2.1	0.33	ug/m3	1		TO-15	Total/NA
Cyclohexane	1.5		1.4	0.14	ug/m3	1		TO-15	Total/NA
Dichlorodifluoromethane	1.2		0.99	0.34	ug/m3	1		TO-15	Total/NA
Ethylbenzene	1.1		0.87	0.30	ug/m3	1		TO-15	Total/NA
Freon 22	1.4		0.71	0.13	ug/m3	1		TO-15	Total/NA
Freon TF	0.53	J	1.5	0.24	ug/m3	1		TO-15	Total/NA
Isopropyl alcohol	9.6		2.9	0.23	ug/m3	1		TO-15	Total/NA
m,p-Xylene	4.4		0.87	0.52	ug/m3	1		TO-15	Total/NA
Methyl Butyl Ketone (2-Hexanone)	1.2	J	1.6	0.24	ug/m3	1		TO-15	Total/NA
Methyl Ethyl Ketone	6.6		2.9	0.59	ug/m3	1		TO-15	Total/NA
Methylene Chloride	1.9	J	3.5	1.1	ug/m3	1		TO-15	Total/NA
n-Butane	5.4		2.4	0.17	ug/m3	1		TO-15	Total/NA
n-Heptane	3.1		1.6	0.19	ug/m3	1		TO-15	Total/NA
n-Hexane	4.0		1.4	0.11	ug/m3	1		TO-15	Total/NA
tert-Butyl alcohol	1.8	J	3.0	0.12	ug/m3	1		TO-15	Total/NA
Toluene	21		3.8	0.45	ug/m3	1		TO-15	Total/NA
Trichlorofluoromethane	1.4		1.1	0.14	ug/m3	1		TO-15	Total/NA
Xylene (total)	5.7		1.7	0.26	ug/m3	1		TO-15	Total/NA
Xylene, o-	1.4		0.87	0.26	ug/m3	1		TO-15	Total/NA

Client Sample ID: F-109-IA — Lab Sample ID: 140-13857-13

Analyte	Result	Qualifier	RL	MDL	Unit	Dil Fac	D	Method	Prep Type
1,2-Dichloroethane	0.060	J	0.20	0.047	ppb v/v	1		TO-15	Total/NA
Acetone	5.3	J	7.5	1.4	ppb v/v	1		TO-15	Total/NA
Benzene	0.11	J	0.20	0.056	ppb v/v	1		TO-15	Total/NA
Carbon disulfide	0.032	J	0.40	0.031	ppb v/v	1		TO-15	Total/NA
Carbon tetrachloride	0.063	J	0.20	0.038	ppb v/v	1		TO-15	Total/NA
Chloromethane	0.57	J	1.0	0.16	ppb v/v	1		TO-15	Total/NA
Cyclohexane	0.045	J	0.40	0.040	ppb v/v	1		TO-15	Total/NA
Dichlorodifluoromethane	0.22		0.20	0.068	ppb v/v	1		TO-15	Total/NA
Freon 22	0.31		0.20	0.037	ppb v/v	1		TO-15	Total/NA
Freon TF	0.061	J	0.20	0.031	ppb v/v	1		TO-15	Total/NA
Isopropyl alcohol	2.1		1.2	0.094	ppb v/v	1		TO-15	Total/NA
m,p-Xylene	0.14	J	0.20	0.12	ppb v/v	1		TO-15	Total/NA
Methyl Ethyl Ketone	0.28	J	1.0	0.20	ppb v/v	1		TO-15	Total/NA
Methylene Chloride	0.60	J	1.0	0.32	ppb v/v	1		TO-15	Total/NA
n-Butane	1.5		1.0	0.073	ppb v/v	1		TO-15	Total/NA
n-Heptane	0.068	J	0.40	0.047	ppb v/v	1		TO-15	Total/NA
n-Hexane	0.18	J	0.40	0.032	ppb v/v	1		TO-15	Total/NA
tert-Butyl alcohol	0.072	J	1.0	0.038	ppb v/v	1		TO-15	Total/NA
Toluene	0.60	J	1.0	0.12	ppb v/v	1		TO-15	Total/NA
Trichlorofluoromethane	0.22		0.20	0.025	ppb v/v	1		TO-15	Total/NA
Xylene (total)	0.14	J	0.40	0.061	ppb v/v	1		TO-15	Total/NA

Analyte	Result	Qualifier	RL	MDL	Unit	Dil Fac	D	Method	Prep Type
1,2-Dichloroethane	0.24	J	0.81	0.19	ug/m3	1		TO-15	Total/NA
Acetone	13	J	18	3.3	ug/m3	1		TO-15	Total/NA
Benzene	0.35	J	0.64	0.18	ug/m3	1		TO-15	Total/NA
Carbon disulfide	0.10	J	1.2	0.097	ug/m3	1		TO-15	Total/NA
Carbon tetrachloride	0.40	J	1.3	0.24	ug/m3	1		TO-15	Total/NA

This Detection Summary does not include radiochemical test results.

Detection Summary

Client: LaBella Associates DPC
Project/Site: Webster CSD Willink Middle School

TestAmerica Job ID: 140-13857-1

Client Sample ID: F-109-IA (Continued) — Lab Sample ID: 140-13857-13

Analyte	Result	Qualifier	RL	MDL	Unit	Dil Fac	D	Method	Prep Type
Chloromethane	1.2	J	2.1	0.33	ug/m3	1		TO-15	Total/NA
Cyclohexane	0.15	J	1.4	0.14	ug/m3	1		TO-15	Total/NA
Dichlorodifluoromethane	1.1		0.99	0.34	ug/m3	1		TO-15	Total/NA
Freon 22	1.1		0.71	0.13	ug/m3	1		TO-15	Total/NA
Freon TF	0.47	J	1.5	0.24	ug/m3	1		TO-15	Total/NA
Isopropyl alcohol	5.1		2.9	0.23	ug/m3	1		TO-15	Total/NA
m,p-Xylene	0.60	J	0.87	0.52	ug/m3	1		TO-15	Total/NA
Methyl Ethyl Ketone	0.81	J	2.9	0.59	ug/m3	1		TO-15	Total/NA
Methylene Chloride	2.1	J	3.5	1.1	ug/m3	1		TO-15	Total/NA
n-Butane	3.5		2.4	0.17	ug/m3	1		TO-15	Total/NA
n-Heptane	0.28	J	1.6	0.19	ug/m3	1		TO-15	Total/NA
n-Hexane	0.65	J	1.4	0.11	ug/m3	1		TO-15	Total/NA
tert-Butyl alcohol	0.22	J	3.0	0.12	ug/m3	1		TO-15	Total/NA
Toluene	2.3	J	3.8	0.45	ug/m3	1		TO-15	Total/NA
Trichlorofluoromethane	1.2		1.1	0.14	ug/m3	1		TO-15	Total/NA
Xylene (total)	0.61	J	1.7	0.26	ug/m3	1		TO-15	Total/NA

Client Sample ID: A-209-IA — Lab Sample ID: 140-13857-14

Analyte	Result	Qualifier	RL	MDL	Unit	Dil Fac	D	Method	Prep Type
Acetone	6.0	J	7.5	1.4	ppb v/v	1		TO-15	Total/NA
Benzene	0.13	J	0.20	0.056	ppb v/v	1		TO-15	Total/NA
Carbon tetrachloride	0.076	J	0.20	0.038	ppb v/v	1		TO-15	Total/NA
Chloromethane	0.51	J	1.0	0.16	ppb v/v	1		TO-15	Total/NA
Cyclohexane	0.040	J	0.40	0.040	ppb v/v	1		TO-15	Total/NA
Dichlorodifluoromethane	0.23		0.20	0.068	ppb v/v	1		TO-15	Total/NA
Freon 22	0.61	CI	0.20	0.037	ppb v/v	1		TO-15	Total/NA
Freon TF	0.070	J	0.20	0.031	ppb v/v	1		TO-15	Total/NA
Isopropyl alcohol	13		1.2	0.094	ppb v/v	1		TO-15	Total/NA
m,p-Xylene	0.15	J	0.20	0.12	ppb v/v	1		TO-15	Total/NA
Methyl Ethyl Ketone	0.24	J	1.0	0.20	ppb v/v	1		TO-15	Total/NA
Methylene Chloride	0.51	J	1.0	0.32	ppb v/v	1		TO-15	Total/NA
n-Butane	1.4		1.0	0.073	ppb v/v	1		TO-15	Total/NA
n-Heptane	0.49		0.40	0.047	ppb v/v	1		TO-15	Total/NA
n-Hexane	0.22	J	0.40	0.032	ppb v/v	1		TO-15	Total/NA
tert-Butyl alcohol	0.12	J	1.0	0.038	ppb v/v	1		TO-15	Total/NA
Toluene	0.93	J	1.0	0.12	ppb v/v	1		TO-15	Total/NA
Trichlorofluoromethane	0.25		0.20	0.025	ppb v/v	1		TO-15	Total/NA
Xylene (total)	0.21	J	0.40	0.061	ppb v/v	1		TO-15	Total/NA
Xylene, o-	0.063	J	0.20	0.061	ppb v/v	1		TO-15	Total/NA

Analyte	Result	Qualifier	RL	MDL	Unit	Dil Fac	D	Method	Prep Type
Acetone	14	J	18	3.3	ug/m3	1		TO-15	Total/NA
Benzene	0.42	J	0.64	0.18	ug/m3	1		TO-15	Total/NA
Carbon tetrachloride	0.48	J	1.3	0.24	ug/m3	1		TO-15	Total/NA
Chloromethane	1.1	J	2.1	0.33	ug/m3	1		TO-15	Total/NA
Cyclohexane	0.14	J	1.4	0.14	ug/m3	1		TO-15	Total/NA
Dichlorodifluoromethane	1.1		0.99	0.34	ug/m3	1		TO-15	Total/NA
Freon 22	2.1	CI	0.71	0.13	ug/m3	1		TO-15	Total/NA
Freon TF	0.53	J	1.5	0.24	ug/m3	1		TO-15	Total/NA
Isopropyl alcohol	33		2.9	0.23	ug/m3	1		TO-15	Total/NA

This Detection Summary does not include radiochemical test results.

Detection Summary

Client: LaBella Associates DPC
Project/Site: Webster CSD Willink Middle School

TestAmerica Job ID: 140-13857-1

Client Sample ID: A-209-IA (Continued) — Lab Sample ID: 140-13857-14

Analyte	Result	Qualifier	RL	MDL	Unit	Dil Fac	D	Method	Prep Type
m,p-Xylene	0.65	J	0.87	0.52	ug/m3	1		TO-15	Total/NA
Methyl Ethyl Ketone	0.70	J	2.9	0.59	ug/m3	1		TO-15	Total/NA
Methylene Chloride	1.8	J	3.5	1.1	ug/m3	1		TO-15	Total/NA
n-Butane	3.4		2.4	0.17	ug/m3	1		TO-15	Total/NA
n-Heptane	2.0		1.6	0.19	ug/m3	1		TO-15	Total/NA
n-Hexane	0.77	J	1.4	0.11	ug/m3	1		TO-15	Total/NA
tert-Butyl alcohol	0.37	J	3.0	0.12	ug/m3	1		TO-15	Total/NA
Toluene	3.5	J	3.8	0.45	ug/m3	1		TO-15	Total/NA
Trichlorofluoromethane	1.4		1.1	0.14	ug/m3	1		TO-15	Total/NA
Xylene (total)	0.92	J	1.7	0.26	ug/m3	1		TO-15	Total/NA
Xylene, o-	0.27	J	0.87	0.26	ug/m3	1		TO-15	Total/NA

Client Sample ID: B-210-IA — Lab Sample ID: 140-13857-15

Analyte	Result	Qualifier	RL	MDL	Unit	Dil Fac	D	Method	Prep Type
Acetone	22	CI	7.5	1.4	ppb v/v	1.57		TO-15	Total/NA
Benzene	0.10	J	0.20	0.056	ppb v/v	1.57		TO-15	Total/NA
Carbon disulfide	0.16	J	0.40	0.031	ppb v/v	1.57		TO-15	Total/NA
Carbon tetrachloride	0.063	J	0.20	0.038	ppb v/v	1.57		TO-15	Total/NA
Chloromethane	0.54	J	1.0	0.16	ppb v/v	1.57		TO-15	Total/NA
Dichlorodifluoromethane	0.21		0.20	0.068	ppb v/v	1.57		TO-15	Total/NA
Freon 22	0.31		0.20	0.037	ppb v/v	1.57		TO-15	Total/NA
Freon TF	0.062	J	0.20	0.031	ppb v/v	1.57		TO-15	Total/NA
Isopropyl alcohol	11		1.2	0.094	ppb v/v	1.57		TO-15	Total/NA
Methyl Ethyl Ketone	0.51	J	1.0	0.20	ppb v/v	1.57		TO-15	Total/NA
Methylene Chloride	0.42	J	1.0	0.32	ppb v/v	1.57		TO-15	Total/NA
n-Butane	0.97	J	1.0	0.073	ppb v/v	1.57		TO-15	Total/NA
n-Heptane	0.13	J	0.40	0.047	ppb v/v	1.57		TO-15	Total/NA
n-Hexane	0.15	J	0.40	0.032	ppb v/v	1.57		TO-15	Total/NA
tert-Butyl alcohol	0.077	J	1.0	0.038	ppb v/v	1.57		TO-15	Total/NA
Toluene	0.22	J	1.0	0.12	ppb v/v	1.57		TO-15	Total/NA
Trichlorofluoromethane	0.22		0.20	0.025	ppb v/v	1.57		TO-15	Total/NA

Analyte	Result	Qualifier	RL	MDL	Unit	Dil Fac	D	Method	Prep Type
Acetone	53	CI	18	3.3	ug/m3	1.57		TO-15	Total/NA
Benzene	0.33	J	0.64	0.18	ug/m3	1.57		TO-15	Total/NA
Carbon disulfide	0.49	J	1.2	0.097	ug/m3	1.57		TO-15	Total/NA
Carbon tetrachloride	0.40	J	1.3	0.24	ug/m3	1.57		TO-15	Total/NA
Chloromethane	1.1	J	2.1	0.33	ug/m3	1.57		TO-15	Total/NA
Dichlorodifluoromethane	1.0		0.99	0.34	ug/m3	1.57		TO-15	Total/NA
Freon 22	1.1		0.71	0.13	ug/m3	1.57		TO-15	Total/NA
Freon TF	0.48	J	1.5	0.24	ug/m3	1.57		TO-15	Total/NA
Isopropyl alcohol	26		2.9	0.23	ug/m3	1.57		TO-15	Total/NA
Methyl Ethyl Ketone	1.5	J	2.9	0.59	ug/m3	1.57		TO-15	Total/NA
Methylene Chloride	1.5	J	3.5	1.1	ug/m3	1.57		TO-15	Total/NA
n-Butane	2.3	J	2.4	0.17	ug/m3	1.57		TO-15	Total/NA
n-Heptane	0.54	J	1.6	0.19	ug/m3	1.57		TO-15	Total/NA
n-Hexane	0.53	J	1.4	0.11	ug/m3	1.57		TO-15	Total/NA
tert-Butyl alcohol	0.23	J	3.0	0.12	ug/m3	1.57		TO-15	Total/NA
Toluene	0.84	J	3.8	0.45	ug/m3	1.57		TO-15	Total/NA
Trichlorofluoromethane	1.2		1.1	0.14	ug/m3	1.57		TO-15	Total/NA

This Detection Summary does not include radiochemical test results.

Detection Summary

Client: LaBella Associates DPC
Project/Site: Webster CSD Willink Middle School

TestAmerica Job ID: 140-13857-1

Client Sample ID: B-205-IA — Lab Sample ID: 140-13857-16

Analyte	Result	Qualifier	RL	MDL	Unit	Dil Fac	D	Method	Prep Type
Acetone	5.6	J	7.5	1.4	ppb v/v	1		TO-15	Total/NA
Benzene	0.14	J	0.20	0.056	ppb v/v	1		TO-15	Total/NA
Carbon disulfide	0.036	J	0.40	0.031	ppb v/v	1		TO-15	Total/NA
Carbon tetrachloride	0.080	J	0.20	0.038	ppb v/v	1		TO-15	Total/NA
Chloromethane	0.66	J	1.0	0.16	ppb v/v	1		TO-15	Total/NA
Dichlorodifluoromethane	0.24		0.20	0.068	ppb v/v	1		TO-15	Total/NA
Freon 22	0.39		0.20	0.037	ppb v/v	1		TO-15	Total/NA
Freon TF	0.071	J	0.20	0.031	ppb v/v	1		TO-15	Total/NA
Isopropyl alcohol	6.2		1.2	0.094	ppb v/v	1		TO-15	Total/NA
Methyl Ethyl Ketone	0.26	J	1.0	0.20	ppb v/v	1		TO-15	Total/NA
Methylene Chloride	0.77	J	1.0	0.32	ppb v/v	1		TO-15	Total/NA
n-Butane	1.4		1.0	0.073	ppb v/v	1		TO-15	Total/NA
n-Heptane	0.27	J	0.40	0.047	ppb v/v	1		TO-15	Total/NA
n-Hexane	0.24	J	0.40	0.032	ppb v/v	1		TO-15	Total/NA
tert-Butyl alcohol	0.093	J	1.0	0.038	ppb v/v	1		TO-15	Total/NA
Toluene	0.58	J	1.0	0.12	ppb v/v	1		TO-15	Total/NA
Trichlorofluoromethane	0.27		0.20	0.025	ppb v/v	1		TO-15	Total/NA

Analyte	Result	Qualifier	RL	MDL	Unit	Dil Fac	D	Method	Prep Type
Acetone	13	J	18	3.3	ug/m3	1		TO-15	Total/NA
Benzene	0.43	J	0.64	0.18	ug/m3	1		TO-15	Total/NA
Carbon disulfide	0.11	J	1.2	0.097	ug/m3	1		TO-15	Total/NA
Carbon tetrachloride	0.50	J	1.3	0.24	ug/m3	1		TO-15	Total/NA
Chloromethane	1.4	J	2.1	0.33	ug/m3	1		TO-15	Total/NA
Dichlorodifluoromethane	1.2		0.99	0.34	ug/m3	1		TO-15	Total/NA
Freon 22	1.4		0.71	0.13	ug/m3	1		TO-15	Total/NA
Freon TF	0.55	J	1.5	0.24	ug/m3	1		TO-15	Total/NA
Isopropyl alcohol	15		2.9	0.23	ug/m3	1		TO-15	Total/NA
Methyl Ethyl Ketone	0.76	J	2.9	0.59	ug/m3	1		TO-15	Total/NA
Methylene Chloride	2.7	J	3.5	1.1	ug/m3	1		TO-15	Total/NA
n-Butane	3.4		2.4	0.17	ug/m3	1		TO-15	Total/NA
n-Heptane	1.1	J	1.6	0.19	ug/m3	1		TO-15	Total/NA
n-Hexane	0.86	J	1.4	0.11	ug/m3	1		TO-15	Total/NA
tert-Butyl alcohol	0.28	J	3.0	0.12	ug/m3	1		TO-15	Total/NA
Toluene	2.2	J	3.8	0.45	ug/m3	1		TO-15	Total/NA
Trichlorofluoromethane	1.5		1.1	0.14	ug/m3	1		TO-15	Total/NA

Client Sample ID: B-202-IA — Lab Sample ID: 140-13857-17

Analyte	Result	Qualifier	RL	MDL	Unit	Dil Fac	D	Method	Prep Type
2,2,4-Trimethylpentane	0.046	J	0.40	0.039	ppb v/v	1		TO-15	Total/NA
Acetone	5.3	J	7.5	1.4	ppb v/v	1		TO-15	Total/NA
Benzene	0.15	J	0.20	0.056	ppb v/v	1		TO-15	Total/NA
Carbon disulfide	0.047	J	0.40	0.031	ppb v/v	1		TO-15	Total/NA
Carbon tetrachloride	0.066	J	0.20	0.038	ppb v/v	1		TO-15	Total/NA
Chloromethane	0.64	J	1.0	0.16	ppb v/v	1		TO-15	Total/NA
Cyclohexane	0.043	J	0.40	0.040	ppb v/v	1		TO-15	Total/NA
Dichlorodifluoromethane	0.23		0.20	0.068	ppb v/v	1		TO-15	Total/NA
Freon 22	2.2	CI	0.20	0.037	ppb v/v	1		TO-15	Total/NA
Freon TF	0.064	J	0.20	0.031	ppb v/v	1		TO-15	Total/NA
Isopropyl alcohol	3.2		1.2	0.094	ppb v/v	1		TO-15	Total/NA

This Detection Summary does not include radiochemical test results.

Detection Summary

Client: LaBella Associates DPC
Project/Site: Webster CSD Willink Middle School

TestAmerica Job ID: 140-13857-1

Client Sample ID: B-202-IA (Continued) — Lab Sample ID: 140-13857-17

Analyte	Result	Qualifier	RL	MDL	Unit	Dil Fac	D	Method	Prep Type
m,p-Xylene	0.18	J	0.20	0.12	ppb v/v	1		TO-15	Total/NA
Methyl Ethyl Ketone	0.38	J	1.0	0.20	ppb v/v	1		TO-15	Total/NA
methyl isobutyl ketone	0.47	J	1.0	0.20	ppb v/v	1		TO-15	Total/NA
Methylene Chloride	2.1		1.0	0.32	ppb v/v	1		TO-15	Total/NA
n-Butane	2.4		1.0	0.073	ppb v/v	1		TO-15	Total/NA
n-Heptane	0.11	J	0.40	0.047	ppb v/v	1		TO-15	Total/NA
n-Hexane	0.90		0.40	0.032	ppb v/v	1		TO-15	Total/NA
tert-Butyl alcohol	0.090	J	1.0	0.038	ppb v/v	1		TO-15	Total/NA
Toluene	0.81	J	1.0	0.12	ppb v/v	1		TO-15	Total/NA
Trichlorofluoromethane	0.29		0.20	0.025	ppb v/v	1		TO-15	Total/NA
Xylene (total)	0.25	J	0.40	0.061	ppb v/v	1		TO-15	Total/NA
Xylene, o-	0.070	J	0.20	0.061	ppb v/v	1		TO-15	Total/NA

Analyte	Result	Qualifier	RL	MDL	Unit	Dil Fac	D	Method	Prep Type
2,2,4-Trimethylpentane	0.22	J	1.9	0.18	ug/m3	1		TO-15	Total/NA
Acetone	13	J	18	3.3	ug/m3	1		TO-15	Total/NA
Benzene	0.47	J	0.64	0.18	ug/m3	1		TO-15	Total/NA
Carbon disulfide	0.15	J	1.2	0.097	ug/m3	1		TO-15	Total/NA
Carbon tetrachloride	0.42	J	1.3	0.24	ug/m3	1		TO-15	Total/NA
Chloromethane	1.3	J	2.1	0.33	ug/m3	1		TO-15	Total/NA
Cyclohexane	0.15	J	1.4	0.14	ug/m3	1		TO-15	Total/NA
Dichlorodifluoromethane	1.2		0.99	0.34	ug/m3	1		TO-15	Total/NA
Freon 22	7.9	CI	0.71	0.13	ug/m3	1		TO-15	Total/NA
Freon TF	0.49	J	1.5	0.24	ug/m3	1		TO-15	Total/NA
Isopropyl alcohol	7.8		2.9	0.23	ug/m3	1		TO-15	Total/NA
m,p-Xylene	0.80	J	0.87	0.52	ug/m3	1		TO-15	Total/NA
Methyl Ethyl Ketone	1.1	J	2.9	0.59	ug/m3	1		TO-15	Total/NA
methyl isobutyl ketone	1.9	J	4.1	0.80	ug/m3	1		TO-15	Total/NA
Methylene Chloride	7.2		3.5	1.1	ug/m3	1		TO-15	Total/NA
n-Butane	5.8		2.4	0.17	ug/m3	1		TO-15	Total/NA
n-Heptane	0.46	J	1.6	0.19	ug/m3	1		TO-15	Total/NA
n-Hexane	3.2		1.4	0.11	ug/m3	1		TO-15	Total/NA
tert-Butyl alcohol	0.27	J	3.0	0.12	ug/m3	1		TO-15	Total/NA
Toluene	3.0	J	3.8	0.45	ug/m3	1		TO-15	Total/NA
Trichlorofluoromethane	1.6		1.1	0.14	ug/m3	1		TO-15	Total/NA
Xylene (total)	1.1	J	1.7	0.26	ug/m3	1		TO-15	Total/NA
Xylene, o-	0.30	J	0.87	0.26	ug/m3	1		TO-15	Total/NA

Client Sample ID: C-207-IA — Lab Sample ID: 140-13857-18

Analyte	Result	Qualifier	RL	MDL	Unit	Dil Fac	D	Method	Prep Type
Acetone	6.2	J	7.5	1.4	ppb v/v	1		TO-15	Total/NA
Benzene	0.13	J	0.20	0.056	ppb v/v	1		TO-15	Total/NA
Carbon disulfide	0.076	J	0.40	0.031	ppb v/v	1		TO-15	Total/NA
Carbon tetrachloride	0.072	J	0.20	0.038	ppb v/v	1		TO-15	Total/NA
Chloromethane	0.65	J	1.0	0.16	ppb v/v	1		TO-15	Total/NA
Dichlorodifluoromethane	0.23		0.20	0.068	ppb v/v	1		TO-15	Total/NA
Freon 22	0.41		0.20	0.037	ppb v/v	1		TO-15	Total/NA
Freon TF	0.067	J	0.20	0.031	ppb v/v	1		TO-15	Total/NA
Isopropyl alcohol	2.7		1.2	0.094	ppb v/v	1		TO-15	Total/NA
Methyl Ethyl Ketone	0.50	J	1.0	0.20	ppb v/v	1		TO-15	Total/NA

This Detection Summary does not include radiochemical test results.

Client Sample ID: C-207-IA (Continued) — Lab Sample ID: 140-13857-18

Analyte	Result	Qualifier	RL	MDL	Unit	Dil Fac	D	Method	Prep Type
Methylene Chloride	0.63	J	1.0	0.32	ppb v/v	1		TO-15	Total/NA
n-Butane	2.0		1.0	0.073	ppb v/v	1		TO-15	Total/NA
n-Heptane	0.12	J	0.40	0.047	ppb v/v	1		TO-15	Total/NA
n-Hexane	0.26	J	0.40	0.032	ppb v/v	1		TO-15	Total/NA
tert-Butyl alcohol	0.16	J	1.0	0.038	ppb v/v	1		TO-15	Total/NA
Toluene	0.69	J	1.0	0.12	ppb v/v	1		TO-15	Total/NA
Trichlorofluoromethane	0.25		0.20	0.025	ppb v/v	1		TO-15	Total/NA

Analyte	Result	Qualifier	RL	MDL	Unit	Dil Fac	D	Method	Prep Type
Acetone	15	J	18	3.3	ug/m3	1		TO-15	Total/NA
Benzene	0.42	J	0.64	0.18	ug/m3	1		TO-15	Total/NA
Carbon disulfide	0.24	J	1.2	0.097	ug/m3	1		TO-15	Total/NA
Carbon tetrachloride	0.46	J	1.3	0.24	ug/m3	1		TO-15	Total/NA
Chloromethane	1.3	J	2.1	0.33	ug/m3	1		TO-15	Total/NA
Dichlorodifluoromethane	1.1		0.99	0.34	ug/m3	1		TO-15	Total/NA
Freon 22	1.4		0.71	0.13	ug/m3	1		TO-15	Total/NA
Freon TF	0.51	J	1.5	0.24	ug/m3	1		TO-15	Total/NA
Isopropyl alcohol	6.6		2.9	0.23	ug/m3	1		TO-15	Total/NA
Methyl Ethyl Ketone	1.5	J	2.9	0.59	ug/m3	1		TO-15	Total/NA
Methylene Chloride	2.2	J	3.5	1.1	ug/m3	1		TO-15	Total/NA
n-Butane	4.8		2.4	0.17	ug/m3	1		TO-15	Total/NA
n-Heptane	0.48	J	1.6	0.19	ug/m3	1		TO-15	Total/NA
n-Hexane	0.92	J	1.4	0.11	ug/m3	1		TO-15	Total/NA
tert-Butyl alcohol	0.50	J	3.0	0.12	ug/m3	1		TO-15	Total/NA
Toluene	2.6	J	3.8	0.45	ug/m3	1		TO-15	Total/NA
Trichlorofluoromethane	1.4		1.1	0.14	ug/m3	1		TO-15	Total/NA

Client Sample ID: OUTDOOR-IA — Lab Sample ID: 140-13857-19

Analyte	Result	Qualifier	RL	MDL	Unit	Dil Fac	D	Method	Prep Type
Acetone	5.7	J	7.5	1.4	ppb v/v	1		TO-15	Total/NA
Benzene	0.13	J	0.20	0.056	ppb v/v	1		TO-15	Total/NA
Carbon disulfide	0.034	J	0.40	0.031	ppb v/v	1		TO-15	Total/NA
Carbon tetrachloride	0.067	J	0.20	0.038	ppb v/v	1		TO-15	Total/NA
Chloromethane	0.49	J	1.0	0.16	ppb v/v	1		TO-15	Total/NA
Dichlorodifluoromethane	0.22		0.20	0.068	ppb v/v	1		TO-15	Total/NA
Freon 22	0.24		0.20	0.037	ppb v/v	1		TO-15	Total/NA
Freon TF	0.069	J	0.20	0.031	ppb v/v	1		TO-15	Total/NA
Isopropyl alcohol	0.58	J	1.2	0.094	ppb v/v	1		TO-15	Total/NA
m,p-Xylene	0.12	J	0.20	0.12	ppb v/v	1		TO-15	Total/NA
Methyl Ethyl Ketone	0.58	J	1.0	0.20	ppb v/v	1		TO-15	Total/NA
Methylene Chloride	0.44	J	1.0	0.32	ppb v/v	1		TO-15	Total/NA
n-Butane	1.2		1.0	0.073	ppb v/v	1		TO-15	Total/NA
n-Hexane	0.19	J	0.40	0.032	ppb v/v	1		TO-15	Total/NA
tert-Butyl alcohol	0.067	J	1.0	0.038	ppb v/v	1		TO-15	Total/NA
Toluene	0.57	J	1.0	0.12	ppb v/v	1		TO-15	Total/NA
Trichlorofluoromethane	0.24		0.20	0.025	ppb v/v	1		TO-15	Total/NA
Xylene (total)	0.12	J	0.40	0.061	ppb v/v	1		TO-15	Total/NA

Analyte	Result	Qualifier	RL	MDL	Unit	Dil Fac	D	Method	Prep Type
Acetone	13	J	18	3.3	ug/m3	1		TO-15	Total/NA
Benzene	0.41	J	0.64	0.18	ug/m3	1		TO-15	Total/NA

This Detection Summary does not include radiochemical test results.

Detection Summary

Client: LaBella Associates DPC
Project/Site: Webster CSD Willink Middle School

TestAmerica Job ID: 140-13857-1

Client Sample ID: OUTDOOR-IA (Continued) — Lab Sample ID: 140-13857-19

Analyte	Result	Qualifier	RL	MDL	Unit	Dil Fac	D	Method	Prep Type
Carbon disulfide	0.11	J	1.2	0.097	ug/m3	1		TO-15	Total/NA
Carbon tetrachloride	0.42	J	1.3	0.24	ug/m3	1		TO-15	Total/NA
Chloromethane	1.0	J	2.1	0.33	ug/m3	1		TO-15	Total/NA
Dichlorodifluoromethane	1.1		0.99	0.34	ug/m3	1		TO-15	Total/NA
Freon 22	0.86		0.71	0.13	ug/m3	1		TO-15	Total/NA
Freon TF	0.53	J	1.5	0.24	ug/m3	1		TO-15	Total/NA
Isopropyl alcohol	1.4	J	2.9	0.23	ug/m3	1		TO-15	Total/NA
m,p-Xylene	0.53	J	0.87	0.52	ug/m3	1		TO-15	Total/NA
Methyl Ethyl Ketone	1.7	J	2.9	0.59	ug/m3	1		TO-15	Total/NA
Methylene Chloride	1.5	J	3.5	1.1	ug/m3	1		TO-15	Total/NA
n-Butane	2.8		2.4	0.17	ug/m3	1		TO-15	Total/NA
n-Hexane	0.66	J	1.4	0.11	ug/m3	1		TO-15	Total/NA
tert-Butyl alcohol	0.20	J	3.0	0.12	ug/m3	1		TO-15	Total/NA
Toluene	2.1	J	3.8	0.45	ug/m3	1		TO-15	Total/NA
Trichlorofluoromethane	1.4		1.1	0.14	ug/m3	1		TO-15	Total/NA
Xylene (total)	0.52	J	1.7	0.26	ug/m3	1		TO-15	Total/NA

Client Sample ID: DUPE — Lab Sample ID: 140-13857-20

Analyte	Result	Qualifier	RL	MDL	Unit	Dil Fac	D	Method	Prep Type
Acetone	3.6	J	7.5	1.4	ppb v/v	1.56		TO-15	Total/NA
Benzene	0.12	J	0.20	0.056	ppb v/v	1.56		TO-15	Total/NA
Carbon tetrachloride	0.065	J	0.20	0.038	ppb v/v	1.56		TO-15	Total/NA
Chloromethane	0.68	J	1.0	0.16	ppb v/v	1.56		TO-15	Total/NA
Dichlorodifluoromethane	0.23		0.20	0.068	ppb v/v	1.56		TO-15	Total/NA
Freon 22	0.35		0.20	0.037	ppb v/v	1.56		TO-15	Total/NA
Freon TF	0.068	J	0.20	0.031	ppb v/v	1.56		TO-15	Total/NA
Isopropyl alcohol	11		1.2	0.094	ppb v/v	1.56		TO-15	Total/NA
Methyl Ethyl Ketone	0.27	J	1.0	0.20	ppb v/v	1.56		TO-15	Total/NA
Methylene Chloride	0.45	J	1.0	0.32	ppb v/v	1.56		TO-15	Total/NA
n-Butane	1.1		1.0	0.073	ppb v/v	1.56		TO-15	Total/NA
n-Heptane	0.11	J	0.40	0.047	ppb v/v	1.56		TO-15	Total/NA
n-Hexane	0.12	J	0.40	0.032	ppb v/v	1.56		TO-15	Total/NA
Toluene	0.23	J	1.0	0.12	ppb v/v	1.56		TO-15	Total/NA
Trichlorofluoromethane	0.24		0.20	0.025	ppb v/v	1.56		TO-15	Total/NA

Analyte	Result	Qualifier	RL	MDL	Unit	Dil Fac	D	Method	Prep Type
Acetone	8.6	J	18	3.3	ug/m3	1.56		TO-15	Total/NA
Benzene	0.39	J	0.64	0.18	ug/m3	1.56		TO-15	Total/NA
Carbon tetrachloride	0.41	J	1.3	0.24	ug/m3	1.56		TO-15	Total/NA
Chloromethane	1.4	J	2.1	0.33	ug/m3	1.56		TO-15	Total/NA
Dichlorodifluoromethane	1.1		0.99	0.34	ug/m3	1.56		TO-15	Total/NA
Freon 22	1.3		0.71	0.13	ug/m3	1.56		TO-15	Total/NA
Freon TF	0.52	J	1.5	0.24	ug/m3	1.56		TO-15	Total/NA
Isopropyl alcohol	28		2.9	0.23	ug/m3	1.56		TO-15	Total/NA
Methyl Ethyl Ketone	0.80	J	2.9	0.59	ug/m3	1.56		TO-15	Total/NA
Methylene Chloride	1.6	J	3.5	1.1	ug/m3	1.56		TO-15	Total/NA
n-Butane	2.5		2.4	0.17	ug/m3	1.56		TO-15	Total/NA
n-Heptane	0.47	J	1.6	0.19	ug/m3	1.56		TO-15	Total/NA
n-Hexane	0.43	J	1.4	0.11	ug/m3	1.56		TO-15	Total/NA
Toluene	0.87	J	3.8	0.45	ug/m3	1.56		TO-15	Total/NA

This Detection Summary does not include radiochemical test results.

Detection Summary

Client: LaBella Associates DPC
Project/Site: Webster CSD Willink Middle School

TestAmerica Job ID: 140-13857-1

Client Sample ID: DUPE (Continued) — Lab Sample ID: 140-13857-20

Analyte	Result	Qualifier	RL	MDL	Unit	Dil Fac	D	Method	Prep Type
Trichlorofluoromethane	1.3		1.1	0.14	ug/m3	1.56		TO-15	Total/NA

This Detection Summary does not include radiochemical test results.

Client Sample Results

Client: LaBella Associates DPC
Project/Site: Webster CSD Willink Middle School

TestAmerica Job ID: 140-13857-1

Client Sample ID: PUMPROOM SS

Lab Sample ID: 140-13857-1

Date Collected: 12/28/18 17:13
Matrix: Air
Date Received: 01/03/19 09:45
Sample Container: Summa Canister 6L

Method: TO-15 - Volatile Organic Compounds in Ambient Air

Analyte	Result	Qualifier	RL	MDL	Unit	D	Prepared	Analyzed	Dil Fac
1,1,1-Trichloroethane	ND		0.20	0.030	ppb v/v			01/05/19 03:10	1
1,1,2,2-Tetrachloroethane	ND		0.20	0.061	ppb v/v			01/05/19 03:10	1
1,1,2-Trichloroethane	ND		0.20	0.052	ppb v/v			01/05/19 03:10	1
1,1-Dichloroethane	ND		0.20	0.026	ppb v/v			01/05/19 03:10	1
1,1-Dichloroethene	ND		0.20	0.034	ppb v/v			01/05/19 03:10	1
1,2,4-Trichlorobenzene	ND		1.0	0.098	ppb v/v			01/05/19 03:10	1
1,2,4-Trimethylbenzene	**0.46**		0.20	0.063	ppb v/v			01/05/19 03:10	1
1,2-Dibromoethane	ND		0.20	0.044	ppb v/v			01/05/19 03:10	1
1,2-Dichlorobenzene	ND		0.40	0.070	ppb v/v			01/05/19 03:10	1
1,2-Dichloroethane	ND		0.20	0.047	ppb v/v			01/05/19 03:10	1
1,2-Dichloroethene, Total	ND		0.40	0.050	ppb v/v			01/05/19 03:10	1
1,2-Dichloropropane	ND		0.20	0.052	ppb v/v			01/05/19 03:10	1
1,2-Dichlorotetrafluoroethane	ND		0.20	0.032	ppb v/v			01/05/19 03:10	1
1,3,5-Trimethylbenzene	**0.15**	**J**	0.20	0.065	ppb v/v			01/05/19 03:10	1
1,3-Butadiene	ND		0.40	0.064	ppb v/v			01/05/19 03:10	1
1,3-Dichlorobenzene	ND		0.20	0.065	ppb v/v			01/05/19 03:10	1
1,4-Dichlorobenzene	ND		0.20	0.064	ppb v/v			01/05/19 03:10	1
1,4-Dioxane	**0.57**		0.40	0.080	ppb v/v			01/05/19 03:10	1
2,2,4-Trimethylpentane	**0.041**	**J**	0.40	0.039	ppb v/v			01/05/19 03:10	1
2-Chlorotoluene	ND		0.40	0.063	ppb v/v			01/05/19 03:10	1
3-Chloropropene	ND		0.20	0.048	ppb v/v			01/05/19 03:10	1
4-Ethyltoluene	**0.10**	**J**	0.40	0.066	ppb v/v			01/05/19 03:10	1
4-Isopropyltoluene	ND		0.20	0.057	ppb v/v			01/05/19 03:10	1
Acetone	**11**		7.5	1.4	ppb v/v			01/05/19 03:10	1
Benzene	**0.32**		0.20	0.056	ppb v/v			01/05/19 03:10	1
Benzyl chloride	ND		0.40	0.078	ppb v/v			01/05/19 03:10	1
Bromodichloromethane	ND		0.20	0.044	ppb v/v			01/05/19 03:10	1
Bromoethene(Vinyl Bromide)	ND		0.20	0.035	ppb v/v			01/05/19 03:10	1
Bromoform	ND		0.20	0.048	ppb v/v			01/05/19 03:10	1
Bromomethane	ND		0.20	0.032	ppb v/v			01/05/19 03:10	1
Carbon disulfide	**0.42**		0.40	0.031	ppb v/v			01/05/19 03:10	1
Carbon tetrachloride	**0.050**	**J**	0.20	0.038	ppb v/v			01/05/19 03:10	1
Chlorobenzene	ND		0.20	0.049	ppb v/v			01/05/19 03:10	1
Chloroethane	ND		0.20	0.035	ppb v/v			01/05/19 03:10	1
Chloroform	ND		0.20	0.038	ppb v/v			01/05/19 03:10	1
Chloromethane	**0.44**	**J**	1.0	0.16	ppb v/v			01/05/19 03:10	1
cis-1,2-Dichloroethene	ND		0.20	0.060	ppb v/v			01/05/19 03:10	1
cis-1,3-Dichloropropene	ND		0.40	0.074	ppb v/v			01/05/19 03:10	1
Cumene	ND		0.40	0.060	ppb v/v			01/05/19 03:10	1
Cyclohexane	**0.29**	**J**	0.40	0.040	ppb v/v			01/05/19 03:10	1
Dibromochloromethane	ND		0.20	0.042	ppb v/v			01/05/19 03:10	1
Dichlorodifluoromethane	**0.23**		0.20	0.068	ppb v/v			01/05/19 03:10	1
Ethylbenzene	**0.52**		0.20	0.068	ppb v/v			01/05/19 03:10	1
Freon 22	**25**		0.20	0.037	ppb v/v			01/05/19 03:10	1
Freon TF	**0.066**	**J**	0.20	0.031	ppb v/v			01/05/19 03:10	1
Hexachlorobutadiene	ND		1.0	0.078	ppb v/v			01/05/19 03:10	1
Isopropyl alcohol	**2.6**		1.2	0.094	ppb v/v			01/05/19 03:10	1
m,p-Xylene	**2.7**		0.20	0.12	ppb v/v			01/05/19 03:10	1

Client Sample Results

Client: LaBella Associates DPC
Project/Site: Webster CSD Willink Middle School

TestAmerica Job ID: 140-13857-1

Client Sample ID: PUMPROOM SS

Lab Sample ID: 140-13857-1

Date Collected: 12/28/18 17:13
Matrix: Air
Date Received: 01/03/19 09:45
Sample Container: Summa Canister 6L

Method: TO-15 - Volatile Organic Compounds in Ambient Air (Continued)

Analyte	Result	Qualifier	RL	MDL	Unit	D	Prepared	Analyzed	Dil Fac
Methyl Butyl Ketone (2-Hexanone)	ND		0.40	0.058	ppb v/v			01/05/19 03:10	1
Methyl Ethyl Ketone	**0.54**	**J**	1.0	0.20	ppb v/v			01/05/19 03:10	1
methyl isobutyl ketone	**0.27**	**J**	1.0	0.20	ppb v/v			01/05/19 03:10	1
Methyl methacrylate	ND		0.40	0.079	ppb v/v			01/05/19 03:10	1
Methyl tert-butyl ether	ND		1.0	0.17	ppb v/v			01/05/19 03:10	1
Methylene Chloride	**0.73**	**J**	1.0	0.32	ppb v/v			01/05/19 03:10	1
Naphthalene	ND		0.40	0.090	ppb v/v			01/05/19 03:10	1
n-Butane	**2.3**		1.0	0.073	ppb v/v			01/05/19 03:10	1
n-Butylbenzene	**0.084**	**J**	0.40	0.046	ppb v/v			01/05/19 03:10	1
n-Heptane	**1.5**		0.40	0.047	ppb v/v			01/05/19 03:10	1
n-Hexane	**1.5**		0.40	0.032	ppb v/v			01/05/19 03:10	1
n-Propylbenzene	**0.077**	**J**	0.40	0.056	ppb v/v			01/05/19 03:10	1
sec-Butylbenzene	ND		0.40	0.064	ppb v/v			01/05/19 03:10	1
Styrene	**0.10**	**J**	0.20	0.058	ppb v/v			01/05/19 03:10	1
tert-Butyl alcohol	**0.38**	**J**	1.0	0.038	ppb v/v			01/05/19 03:10	1
tert-Butylbenzene	ND		0.40	0.066	ppb v/v			01/05/19 03:10	1
Tetrachloroethene	**0.13**	**J**	0.20	0.040	ppb v/v			01/05/19 03:10	1
Tetrahydrofuran	ND		1.0	0.063	ppb v/v			01/05/19 03:10	1
Toluene	**9.5**		1.0	0.12	ppb v/v			01/05/19 03:10	1
trans-1,2-Dichloroethene	ND		0.20	0.050	ppb v/v			01/05/19 03:10	1
trans-1,3-Dichloropropene	ND		0.20	0.048	ppb v/v			01/05/19 03:10	1
Trichloroethene	ND		0.20	0.036	ppb v/v			01/05/19 03:10	1
Trichlorofluoromethane	**0.23**		0.20	0.025	ppb v/v			01/05/19 03:10	1
Vinyl chloride	ND		0.40	0.071	ppb v/v			01/05/19 03:10	1
Xylene (total)	**3.6**		0.40	0.061	ppb v/v			01/05/19 03:10	1
Xylene, o-	**0.87**		0.20	0.061	ppb v/v			01/05/19 03:10	1

Analyte	Result	Qualifier	RL	MDL	Unit	D	Prepared	Analyzed	Dil Fac
1,1,1-Trichloroethane	ND		1.1	0.16	ug/m3			01/05/19 03:10	1
1,1,2,2-Tetrachloroethane	ND		1.4	0.42	ug/m3			01/05/19 03:10	1
1,1,2-Trichloroethane	ND		1.1	0.28	ug/m3			01/05/19 03:10	1
1,1-Dichloroethane	ND		0.81	0.11	ug/m3			01/05/19 03:10	1
1,1-Dichloroethene	ND		0.79	0.13	ug/m3			01/05/19 03:10	1
1,2,4-Trichlorobenzene	ND		7.4	0.73	ug/m3			01/05/19 03:10	1
1,2,4-Trimethylbenzene	**2.3**		0.98	0.31	ug/m3			01/05/19 03:10	1
1,2-Dibromoethane	ND		1.5	0.34	ug/m3			01/05/19 03:10	1
1,2-Dichlorobenzene	ND		2.4	0.42	ug/m3			01/05/19 03:10	1
1,2-Dichloroethane	ND		0.81	0.19	ug/m3			01/05/19 03:10	1
1,2-Dichloroethene, Total	ND		1.6	0.20	ug/m3			01/05/19 03:10	1
1,2-Dichloropropane	ND		0.92	0.24	ug/m3			01/05/19 03:10	1
1,2-Dichlorotetrafluoroethane	ND		1.4	0.22	ug/m3			01/05/19 03:10	1
1,3,5-Trimethylbenzene	**0.72**	**J**	0.98	0.32	ug/m3			01/05/19 03:10	1
1,3-Butadiene	ND		0.88	0.14	ug/m3			01/05/19 03:10	1
1,3-Dichlorobenzene	ND		1.2	0.39	ug/m3			01/05/19 03:10	1
1,4-Dichlorobenzene	ND		1.2	0.38	ug/m3			01/05/19 03:10	1
1,4-Dioxane	**2.1**		1.4	0.29	ug/m3			01/05/19 03:10	1
2,2,4-Trimethylpentane	**0.19**	**J**	1.9	0.18	ug/m3			01/05/19 03:10	1
2-Chlorotoluene	ND		2.1	0.33	ug/m3			01/05/19 03:10	1
3-Chloropropene	ND		0.63	0.15	ug/m3			01/05/19 03:10	1

Client Sample Results

Client: LaBella Associates DPC
Project/Site: Webster CSD Willink Middle School

TestAmerica Job ID: 140-13857-1

Client Sample ID: PUMPROOM SS

Lab Sample ID: 140-13857-1

Date Collected: 12/28/18 17:13
Matrix: Air
Date Received: 01/03/19 09:45
Sample Container: Summa Canister 6L

Method: TO-15 - Volatile Organic Compounds in Ambient Air (Continued)

Analyte	Result	Qualifier	RL	MDL	Unit	D	Prepared	Analyzed	Dil Fac
4-Ethyltoluene	**0.51**	**J**	2.0	0.32	ug/m3			01/05/19 03:10	1
4-Isopropyltoluene	ND		1.1	0.31	ug/m3			01/05/19 03:10	1
Acetone	**26**		18	3.3	ug/m3			01/05/19 03:10	1
Benzene	**1.0**		0.64	0.18	ug/m3			01/05/19 03:10	1
Benzyl chloride	ND		2.1	0.40	ug/m3			01/05/19 03:10	1
Bromodichloromethane	ND		1.3	0.29	ug/m3			01/05/19 03:10	1
Bromoethene(Vinyl Bromide)	ND		0.87	0.15	ug/m3			01/05/19 03:10	1
Bromoform	ND		2.1	0.50	ug/m3			01/05/19 03:10	1
Bromomethane	ND		0.78	0.12	ug/m3			01/05/19 03:10	1
Carbon disulfide	**1.3**		1.2	0.097	ug/m3			01/05/19 03:10	1
Carbon tetrachloride	**0.31**	**J**	1.3	0.24	ug/m3			01/05/19 03:10	1
Chlorobenzene	ND		0.92	0.23	ug/m3			01/05/19 03:10	1
Chloroethane	ND		0.53	0.092	ug/m3			01/05/19 03:10	1
Chloroform	ND		0.98	0.19	ug/m3			01/05/19 03:10	1
Chloromethane	**0.90**	**J**	2.1	0.33	ug/m3			01/05/19 03:10	1
cis-1,2-Dichloroethene	ND		0.79	0.24	ug/m3			01/05/19 03:10	1
cis-1,3-Dichloropropene	ND		1.8	0.34	ug/m3			01/05/19 03:10	1
Cumene	ND		2.0	0.29	ug/m3			01/05/19 03:10	1
Cyclohexane	**1.0**	**J**	1.4	0.14	ug/m3			01/05/19 03:10	1
Dibromochloromethane	ND		1.7	0.36	ug/m3			01/05/19 03:10	1
Dichlorodifluoromethane	**1.1**		0.99	0.34	ug/m3			01/05/19 03:10	1
Ethylbenzene	**2.3**		0.87	0.30	ug/m3			01/05/19 03:10	1
Freon 22	**88**		0.71	0.13	ug/m3			01/05/19 03:10	1
Freon TF	**0.51**	**J**	1.5	0.24	ug/m3			01/05/19 03:10	1
Hexachlorobutadiene	ND		11	0.83	ug/m3			01/05/19 03:10	1
Isopropyl alcohol	**6.5**		2.9	0.23	ug/m3			01/05/19 03:10	1
m,p-Xylene	**12**		0.87	0.52	ug/m3			01/05/19 03:10	1
Methyl Butyl Ketone (2-Hexanone)	ND		1.6	0.24	ug/m3			01/05/19 03:10	1
Methyl Ethyl Ketone	**1.6**	**J**	2.9	0.59	ug/m3			01/05/19 03:10	1
methyl isobutyl ketone	**1.1**	**J**	4.1	0.80	ug/m3			01/05/19 03:10	1
Methyl methacrylate	ND		1.6	0.32	ug/m3			01/05/19 03:10	1
Methyl tert-butyl ether	ND		3.6	0.61	ug/m3			01/05/19 03:10	1
Methylene Chloride	**2.5**	**J**	3.5	1.1	ug/m3			01/05/19 03:10	1
Naphthalene	ND		2.1	0.47	ug/m3			01/05/19 03:10	1
n-Butane	**5.5**		2.4	0.17	ug/m3			01/05/19 03:10	1
n-Butylbenzene	**0.46**	**J**	2.2	0.25	ug/m3			01/05/19 03:10	1
n-Heptane	**6.1**		1.6	0.19	ug/m3			01/05/19 03:10	1
n-Hexane	**5.2**		1.4	0.11	ug/m3			01/05/19 03:10	1
n-Propylbenzene	**0.38**	**J**	2.0	0.28	ug/m3			01/05/19 03:10	1
sec-Butylbenzene	ND		2.2	0.35	ug/m3			01/05/19 03:10	1
Styrene	**0.43**	**J**	0.85	0.25	ug/m3			01/05/19 03:10	1
tert-Butyl alcohol	**1.1**	**J**	3.0	0.12	ug/m3			01/05/19 03:10	1
tert-Butylbenzene	ND		2.2	0.36	ug/m3			01/05/19 03:10	1
Tetrachloroethene	**0.89**	**J**	1.4	0.27	ug/m3			01/05/19 03:10	1
Tetrahydrofuran	ND		2.9	0.19	ug/m3			01/05/19 03:10	1
Toluene	**36**		3.8	0.45	ug/m3			01/05/19 03:10	1
trans-1,2-Dichloroethene	ND		0.79	0.20	ug/m3			01/05/19 03:10	1
trans-1,3-Dichloropropene	ND		0.91	0.22	ug/m3			01/05/19 03:10	1

Client Sample Results

Client: LaBella Associates DPC
Project/Site: Webster CSD Willink Middle School

TestAmerica Job ID: 140-13857-1

Client Sample ID: PUMPROOM SS

Lab Sample ID: 140-13857-1
Matrix: Air

Date Collected: 12/28/18 17:13
Date Received: 01/03/19 09:45
Sample Container: Summa Canister 6L

Method: TO-15 - Volatile Organic Compounds in Ambient Air (Continued)

Analyte	Result	Qualifier	RL	MDL	Unit	D	Prepared	Analyzed	Dil Fac
Trichloroethene	ND		1.1	0.19	ug/m3			01/05/19 03:10	1
Trichlorofluoromethane	**1.3**		1.1	0.14	ug/m3			01/05/19 03:10	1
Vinyl chloride	ND		1.0	0.18	ug/m3			01/05/19 03:10	1
Xylene (total)	**16**		1.7	0.26	ug/m3			01/05/19 03:10	1
Xylene, o-	**3.8**		0.87	0.26	ug/m3			01/05/19 03:10	1

Client Sample ID: PUMPROOM IA

Lab Sample ID: 140-13857-2
Matrix: Air

Date Collected: 12/28/18 17:11
Date Received: 01/03/19 09:45
Sample Container: Summa Canister 6L

Method: TO-15 - Volatile Organic Compounds in Ambient Air

Analyte	Result	Qualifier	RL	MDL	Unit	D	Prepared	Analyzed	Dil Fac
1,1,1-Trichloroethane	ND		0.20	0.030	ppb v/v			01/04/19 14:09	1
1,1,2,2-Tetrachloroethane	ND		0.20	0.061	ppb v/v			01/04/19 14:09	1
1,1,2-Trichloroethane	ND		0.20	0.052	ppb v/v			01/04/19 14:09	1
1,1-Dichloroethane	ND		0.20	0.026	ppb v/v			01/04/19 14:09	1
1,1-Dichloroethene	ND		0.20	0.034	ppb v/v			01/04/19 14:09	1
1,2,4-Trichlorobenzene	ND		1.0	0.098	ppb v/v			01/04/19 14:09	1
1,2,4-Trimethylbenzene	**0.11**	**J**	0.20	0.063	ppb v/v			01/04/19 14:09	1
1,2-Dibromoethane	ND		0.20	0.044	ppb v/v			01/04/19 14:09	1
1,2-Dichlorobenzene	ND		0.40	0.070	ppb v/v			01/04/19 14:09	1
1,2-Dichloroethane	ND		0.20	0.047	ppb v/v			01/04/19 14:09	1
1,2-Dichloroethene, Total	ND		0.40	0.050	ppb v/v			01/04/19 14:09	1
1,2-Dichloropropane	ND		0.20	0.052	ppb v/v			01/04/19 14:09	1
1,2-Dichlorotetrafluoroethane	ND		0.20	0.032	ppb v/v			01/04/19 14:09	1
1,3,5-Trimethylbenzene	ND		0.20	0.065	ppb v/v			01/04/19 14:09	1
1,3-Butadiene	ND		0.40	0.064	ppb v/v			01/04/19 14:09	1
1,3-Dichlorobenzene	ND		0.20	0.065	ppb v/v			01/04/19 14:09	1
1,4-Dichlorobenzene	ND		0.20	0.064	ppb v/v			01/04/19 14:09	1
1,4-Dioxane	ND		0.40	0.080	ppb v/v			01/04/19 14:09	1
2,2,4-Trimethylpentane	**0.22**	**J**	0.40	0.039	ppb v/v			01/04/19 14:09	1
2-Chlorotoluene	ND		0.40	0.063	ppb v/v			01/04/19 14:09	1
3-Chloropropene	ND		0.20	0.048	ppb v/v			01/04/19 14:09	1
4-Ethyltoluene	ND		0.40	0.066	ppb v/v			01/04/19 14:09	1
4-Isopropyltoluene	ND		0.20	0.057	ppb v/v			01/04/19 14:09	1
Acetone	**5.7**	**J**	7.5	1.4	ppb v/v			01/04/19 14:09	1
Benzene	**0.49**		0.20	0.056	ppb v/v			01/04/19 14:09	1
Benzyl chloride	ND		0.40	0.078	ppb v/v			01/04/19 14:09	1
Bromodichloromethane	ND		0.20	0.044	ppb v/v			01/04/19 14:09	1
Bromoethene(Vinyl Bromide)	ND		0.20	0.035	ppb v/v			01/04/19 14:09	1
Bromoform	ND		0.20	0.048	ppb v/v			01/04/19 14:09	1
Bromomethane	ND		0.20	0.032	ppb v/v			01/04/19 14:09	1
Carbon disulfide	**0.034**	**J**	0.40	0.031	ppb v/v			01/04/19 14:09	1
Carbon tetrachloride	**0.064**	**J**	0.20	0.038	ppb v/v			01/04/19 14:09	1
Chlorobenzene	ND		0.20	0.049	ppb v/v			01/04/19 14:09	1
Chloroethane	ND		0.20	0.035	ppb v/v			01/04/19 14:09	1
Chloroform	ND		0.20	0.038	ppb v/v			01/04/19 14:09	1

Client Sample ID: PUMPROOM IA

Lab Sample ID: 140-13857-2

Date Collected: 12/28/18 17:11
Matrix: Air
Date Received: 01/03/19 09:45
Sample Container: Summa Canister 6L

Method: TO-15 - Volatile Organic Compounds in Ambient Air (Continued)

Analyte	Result	Qualifier	RL	MDL	Unit	D	Prepared	Analyzed	Dil Fac
Chloromethane	**0.63**	**J**	1.0	0.16	ppb v/v			01/04/19 14:09	1
cis-1,2-Dichloroethene	ND		0.20	0.060	ppb v/v			01/04/19 14:09	1
cis-1,3-Dichloropropene	ND		0.40	0.074	ppb v/v			01/04/19 14:09	1
Cumene	ND		0.40	0.060	ppb v/v			01/04/19 14:09	1
Cyclohexane	**0.31**	**J**	0.40	0.040	ppb v/v			01/04/19 14:09	1
Dibromochloromethane	ND		0.20	0.042	ppb v/v			01/04/19 14:09	1
Dichlorodifluoromethane	**0.22**		0.20	0.068	ppb v/v			01/04/19 14:09	1
Ethylbenzene	**0.38**		0.20	0.068	ppb v/v			01/04/19 14:09	1
Freon 22	**0.90**		0.20	0.037	ppb v/v			01/04/19 14:09	1
Freon TF	**0.060**	**J**	0.20	0.031	ppb v/v			01/04/19 14:09	1
Hexachlorobutadiene	ND		1.0	0.078	ppb v/v			01/04/19 14:09	1
Isopropyl alcohol	**2.6**		1.2	0.094	ppb v/v			01/04/19 14:09	1
m,p-Xylene	**1.3**		0.20	0.12	ppb v/v			01/04/19 14:09	1
Methyl Butyl Ketone (2-Hexanone)	ND		0.40	0.058	ppb v/v			01/04/19 14:09	1
Methyl Ethyl Ketone	**0.32**	**J**	1.0	0.20	ppb v/v			01/04/19 14:09	1
methyl isobutyl ketone	ND		1.0	0.20	ppb v/v			01/04/19 14:09	1
Methyl methacrylate	ND		0.40	0.079	ppb v/v			01/04/19 14:09	1
Methyl tert-butyl ether	ND		1.0	0.17	ppb v/v			01/04/19 14:09	1
Methylene Chloride	**0.68**	**J**	1.0	0.32	ppb v/v			01/04/19 14:09	1
Naphthalene	ND		0.40	0.090	ppb v/v			01/04/19 14:09	1
n-Butane	**28**		1.0	0.073	ppb v/v			01/04/19 14:09	1
n-Butylbenzene	ND		0.40	0.046	ppb v/v			01/04/19 14:09	1
n-Heptane	**0.35**	**J**	0.40	0.047	ppb v/v			01/04/19 14:09	1
n-Hexane	**1.4**		0.40	0.032	ppb v/v			01/04/19 14:09	1
n-Propylbenzene	ND		0.40	0.056	ppb v/v			01/04/19 14:09	1
sec-Butylbenzene	ND		0.40	0.064	ppb v/v			01/04/19 14:09	1
Styrene	ND		0.20	0.058	ppb v/v			01/04/19 14:09	1
tert-Butyl alcohol	**0.12**	**J**	1.0	0.038	ppb v/v			01/04/19 14:09	1
tert-Butylbenzene	ND		0.40	0.066	ppb v/v			01/04/19 14:09	1
Tetrachloroethene	ND		0.20	0.040	ppb v/v			01/04/19 14:09	1
Tetrahydrofuran	ND		1.0	0.063	ppb v/v			01/04/19 14:09	1
Toluene	**1.6**		1.0	0.12	ppb v/v			01/04/19 14:09	1
trans-1,2-Dichloroethene	ND		0.20	0.050	ppb v/v			01/04/19 14:09	1
trans-1,3-Dichloropropene	ND		0.20	0.048	ppb v/v			01/04/19 14:09	1
Trichloroethene	ND		0.20	0.036	ppb v/v			01/04/19 14:09	1
Trichlorofluoromethane	**0.22**		0.20	0.025	ppb v/v			01/04/19 14:09	1
Vinyl chloride	ND		0.40	0.071	ppb v/v			01/04/19 14:09	1
Xylene (total)	**1.6**		0.40	0.061	ppb v/v			01/04/19 14:09	1
Xylene, o-	**0.34**		0.20	0.061	ppb v/v			01/04/19 14:09	1

Analyte	Result	Qualifier	RL	MDL	Unit	D	Prepared	Analyzed	Dil Fac
1,1,1-Trichloroethane	ND		1.1	0.16	ug/m3			01/04/19 14:09	1
1,1,2,2-Tetrachloroethane	ND		1.4	0.42	ug/m3			01/04/19 14:09	1
1,1,2-Trichloroethane	ND		1.1	0.28	ug/m3			01/04/19 14:09	1
1,1-Dichloroethane	ND		0.81	0.11	ug/m3			01/04/19 14:09	1
1,1-Dichloroethene	ND		0.79	0.13	ug/m3			01/04/19 14:09	1
1,2,4-Trichlorobenzene	ND		7.4	0.73	ug/m3			01/04/19 14:09	1
1,2,4-Trimethylbenzene	**0.53**	**J**	0.98	0.31	ug/m3			01/04/19 14:09	1
1,2-Dibromoethane	ND		1.5	0.34	ug/m3			01/04/19 14:09	1

Client Sample Results

Client: LaBella Associates DPC
Project/Site: Webster CSD Willink Middle School

TestAmerica Job ID: 140-13857-1

Client Sample ID: PUMPROOM IA

Lab Sample ID: 140-13857-2

Date Collected: 12/28/18 17:11
Matrix: Air
Date Received: 01/03/19 09:45
Sample Container: Summa Canister 6L

Method: TO-15 - Volatile Organic Compounds in Ambient Air (Continued)

Analyte	Result	Qualifier	RL	MDL	Unit	D	Prepared	Analyzed	Dil Fac
1,2-Dichlorobenzene	ND		2.4	0.42	ug/m3			01/04/19 14:09	1
1,2-Dichloroethane	ND		0.81	0.19	ug/m3			01/04/19 14:09	1
1,2-Dichloroethene, Total	ND		1.6	0.20	ug/m3			01/04/19 14:09	1
1,2-Dichloropropane	ND		0.92	0.24	ug/m3			01/04/19 14:09	1
1,2-Dichlorotetrafluoroethane	ND		1.4	0.22	ug/m3			01/04/19 14:09	1
1,3,5-Trimethylbenzene	ND		0.98	0.32	ug/m3			01/04/19 14:09	1
1,3-Butadiene	ND		0.88	0.14	ug/m3			01/04/19 14:09	1
1,3-Dichlorobenzene	ND		1.2	0.39	ug/m3			01/04/19 14:09	1
1,4-Dichlorobenzene	ND		1.2	0.38	ug/m3			01/04/19 14:09	1
1,4-Dioxane	ND		1.4	0.29	ug/m3			01/04/19 14:09	1
2,2,4-Trimethylpentane	**1.0**	**J**	1.9	0.18	ug/m3			01/04/19 14:09	1
2-Chlorotoluene	ND		2.1	0.33	ug/m3			01/04/19 14:09	1
3-Chloropropene	ND		0.63	0.15	ug/m3			01/04/19 14:09	1
4-Ethyltoluene	ND		2.0	0.32	ug/m3			01/04/19 14:09	1
4-Isopropyltoluene	ND		1.1	0.31	ug/m3			01/04/19 14:09	1
Acetone	**13**	**J**	18	3.3	ug/m3			01/04/19 14:09	1
Benzene	**1.6**		0.64	0.18	ug/m3			01/04/19 14:09	1
Benzyl chloride	ND		2.1	0.40	ug/m3			01/04/19 14:09	1
Bromodichloromethane	ND		1.3	0.29	ug/m3			01/04/19 14:09	1
Bromoethene(Vinyl Bromide)	ND		0.87	0.15	ug/m3			01/04/19 14:09	1
Bromoform	ND		2.1	0.50	ug/m3			01/04/19 14:09	1
Bromomethane	ND		0.78	0.12	ug/m3			01/04/19 14:09	1
Carbon disulfide	**0.10**	**J**	1.2	0.097	ug/m3			01/04/19 14:09	1
Carbon tetrachloride	**0.40**	**J**	1.3	0.24	ug/m3			01/04/19 14:09	1
Chlorobenzene	ND		0.92	0.23	ug/m3			01/04/19 14:09	1
Chloroethane	ND		0.53	0.092	ug/m3			01/04/19 14:09	1
Chloroform	ND		0.98	0.19	ug/m3			01/04/19 14:09	1
Chloromethane	**1.3**	**J**	2.1	0.33	ug/m3			01/04/19 14:09	1
cis-1,2-Dichloroethene	ND		0.79	0.24	ug/m3			01/04/19 14:09	1
cis-1,3-Dichloropropene	ND		1.8	0.34	ug/m3			01/04/19 14:09	1
Cumene	ND		2.0	0.29	ug/m3			01/04/19 14:09	1
Cyclohexane	**1.1**	**J**	1.4	0.14	ug/m3			01/04/19 14:09	1
Dibromochloromethane	ND		1.7	0.36	ug/m3			01/04/19 14:09	1
Dichlorodifluoromethane	**1.1**		0.99	0.34	ug/m3			01/04/19 14:09	1
Ethylbenzene	**1.6**		0.87	0.30	ug/m3			01/04/19 14:09	1
Freon 22	**3.2**		0.71	0.13	ug/m3			01/04/19 14:09	1
Freon TF	**0.46**	**J**	1.5	0.24	ug/m3			01/04/19 14:09	1
Hexachlorobutadiene	ND		11	0.83	ug/m3			01/04/19 14:09	1
Isopropyl alcohol	**6.4**		2.9	0.23	ug/m3			01/04/19 14:09	1
m,p-Xylene	**5.5**		0.87	0.52	ug/m3			01/04/19 14:09	1
Methyl Butyl Ketone (2-Hexanone)	ND		1.6	0.24	ug/m3			01/04/19 14:09	1
Methyl Ethyl Ketone	**0.94**	**J**	2.9	0.59	ug/m3			01/04/19 14:09	1
methyl isobutyl ketone	ND		4.1	0.80	ug/m3			01/04/19 14:09	1
Methyl methacrylate	ND		1.6	0.32	ug/m3			01/04/19 14:09	1
Methyl tert-butyl ether	ND		3.6	0.61	ug/m3			01/04/19 14:09	1
Methylene Chloride	**2.4**	**J**	3.5	1.1	ug/m3			01/04/19 14:09	1
Naphthalene	ND		2.1	0.47	ug/m3			01/04/19 14:09	1
n-Butane	**67**		2.4	0.17	ug/m3			01/04/19 14:09	1

Client Sample Results

Client: LaBella Associates DPC
Project/Site: Webster CSD Willink Middle School

TestAmerica Job ID: 140-13857-1

Client Sample ID: PUMPROOM IA

Lab Sample ID: 140-13857-2
Matrix: Air

Date Collected: 12/28/18 17:11
Date Received: 01/03/19 09:45
Sample Container: Summa Canister 6L

Method: TO-15 - Volatile Organic Compounds in Ambient Air (Continued)

Analyte	Result	Qualifier	RL	MDL	Unit	D	Prepared	Analyzed	Dil Fac
n-Butylbenzene	ND		2.2	0.25	ug/m3			01/04/19 14:09	1
n-Heptane	**1.4**	**J**	1.6	0.19	ug/m3			01/04/19 14:09	1
n-Hexane	**5.0**		1.4	0.11	ug/m3			01/04/19 14:09	1
n-Propylbenzene	ND		2.0	0.28	ug/m3			01/04/19 14:09	1
sec-Butylbenzene	ND		2.2	0.35	ug/m3			01/04/19 14:09	1
Styrene	ND		0.85	0.25	ug/m3			01/04/19 14:09	1
tert-Butyl alcohol	**0.35**	**J**	3.0	0.12	ug/m3			01/04/19 14:09	1
tert-Butylbenzene	ND		2.2	0.36	ug/m3			01/04/19 14:09	1
Tetrachloroethene	ND		1.4	0.27	ug/m3			01/04/19 14:09	1
Tetrahydrofuran	ND		2.9	0.19	ug/m3			01/04/19 14:09	1
Toluene	**6.0**		3.8	0.45	ug/m3			01/04/19 14:09	1
trans-1,2-Dichloroethene	ND		0.79	0.20	ug/m3			01/04/19 14:09	1
trans-1,3-Dichloropropene	ND		0.91	0.22	ug/m3			01/04/19 14:09	1
Trichloroethene	ND		1.1	0.19	ug/m3			01/04/19 14:09	1
Trichlorofluoromethane	**1.2**		1.1	0.14	ug/m3			01/04/19 14:09	1
Vinyl chloride	ND		1.0	0.18	ug/m3			01/04/19 14:09	1
Xylene (total)	**7.1**		1.7	0.26	ug/m3			01/04/19 14:09	1
Xylene, o-	**1.5**		0.87	0.26	ug/m3			01/04/19 14:09	1

Client Sample ID: C-111-SS

Lab Sample ID: 140-13857-3
Matrix: Air

Date Collected: 12/28/18 17:47
Date Received: 01/03/19 09:45
Sample Container: Summa Canister 6L

Method: TO-15 - Volatile Organic Compounds in Ambient Air

Analyte	Result	Qualifier	RL	MDL	Unit	D	Prepared	Analyzed	Dil Fac
1,1,1-Trichloroethane	ND		0.20	0.030	ppb v/v			01/05/19 04:00	1
1,1,2,2-Tetrachloroethane	ND		0.20	0.061	ppb v/v			01/05/19 04:00	1
1,1,2-Trichloroethane	ND		0.20	0.052	ppb v/v			01/05/19 04:00	1
1,1-Dichloroethane	ND		0.20	0.026	ppb v/v			01/05/19 04:00	1
1,1-Dichloroethene	ND		0.20	0.034	ppb v/v			01/05/19 04:00	1
1,2,4-Trichlorobenzene	ND		1.0	0.098	ppb v/v			01/05/19 04:00	1
1,2,4-Trimethylbenzene	**0.55**		0.20	0.063	ppb v/v			01/05/19 04:00	1
1,2-Dibromoethane	ND		0.20	0.044	ppb v/v			01/05/19 04:00	1
1,2-Dichlorobenzene	ND		0.40	0.070	ppb v/v			01/05/19 04:00	1
1,2-Dichloroethane	ND		0.20	0.047	ppb v/v			01/05/19 04:00	1
1,2-Dichloroethene, Total	ND		0.40	0.050	ppb v/v			01/05/19 04:00	1
1,2-Dichloropropane	ND		0.20	0.052	ppb v/v			01/05/19 04:00	1
1,2-Dichlorotetrafluoroethane	ND		0.20	0.032	ppb v/v			01/05/19 04:00	1
1,3,5-Trimethylbenzene	**0.17**	**J**	0.20	0.065	ppb v/v			01/05/19 04:00	1
1,3-Butadiene	ND		0.40	0.064	ppb v/v			01/05/19 04:00	1
1,3-Dichlorobenzene	ND		0.20	0.065	ppb v/v			01/05/19 04:00	1
1,4-Dichlorobenzene	ND		0.20	0.064	ppb v/v			01/05/19 04:00	1
1,4-Dioxane	**0.56**		0.40	0.080	ppb v/v			01/05/19 04:00	1
2,2,4-Trimethylpentane	ND		0.40	0.039	ppb v/v			01/05/19 04:00	1
2-Chlorotoluene	ND		0.40	0.063	ppb v/v			01/05/19 04:00	1
3-Chloropropene	ND		0.20	0.048	ppb v/v			01/05/19 04:00	1
4-Ethyltoluene	**0.14**	**J**	0.40	0.066	ppb v/v			01/05/19 04:00	1

Client Sample Results

Client: LaBella Associates DPC
Project/Site: Webster CSD Willink Middle School

TestAmerica Job ID: 140-13857-1

Client Sample ID: C-111-SS

Lab Sample ID: 140-13857-3

Date Collected: 12/28/18 17:47
Matrix: Air
Date Received: 01/03/19 09:45
Sample Container: Summa Canister 6L

Method: TO-15 - Volatile Organic Compounds in Ambient Air (Continued)

Analyte	Result	Qualifier	RL	MDL	Unit	D	Prepared	Analyzed	Dil Fac
4-Isopropyltoluene	**0.093**	**J**	0.20	0.057	ppb v/v			01/05/19 04:00	1
Acetone	**8.9**	**CI**	7.5	1.4	ppb v/v			01/05/19 04:00	1
Benzene	**0.15**	**J**	0.20	0.056	ppb v/v			01/05/19 04:00	1
Benzyl chloride	ND		0.40	0.078	ppb v/v			01/05/19 04:00	1
Bromodichloromethane	ND		0.20	0.044	ppb v/v			01/05/19 04:00	1
Bromoethene(Vinyl Bromide)	ND		0.20	0.035	ppb v/v			01/05/19 04:00	1
Bromoform	ND		0.20	0.048	ppb v/v			01/05/19 04:00	1
Bromomethane	ND		0.20	0.032	ppb v/v			01/05/19 04:00	1
Carbon disulfide	**1.1**		0.40	0.031	ppb v/v			01/05/19 04:00	1
Carbon tetrachloride	ND		0.20	0.038	ppb v/v			01/05/19 04:00	1
Chlorobenzene	ND		0.20	0.049	ppb v/v			01/05/19 04:00	1
Chloroethane	ND		0.20	0.035	ppb v/v			01/05/19 04:00	1
Chloroform	ND		0.20	0.038	ppb v/v			01/05/19 04:00	1
Chloromethane	**0.18**	**J**	1.0	0.16	ppb v/v			01/05/19 04:00	1
cis-1,2-Dichloroethene	ND		0.20	0.060	ppb v/v			01/05/19 04:00	1
cis-1,3-Dichloropropene	ND		0.40	0.074	ppb v/v			01/05/19 04:00	1
Cumene	ND		0.40	0.060	ppb v/v			01/05/19 04:00	1
Cyclohexane	**0.14**	**J**	0.40	0.040	ppb v/v			01/05/19 04:00	1
Dibromochloromethane	ND		0.20	0.042	ppb v/v			01/05/19 04:00	1
Dichlorodifluoromethane	**0.22**		0.20	0.068	ppb v/v			01/05/19 04:00	1
Ethylbenzene	**0.48**		0.20	0.068	ppb v/v			01/05/19 04:00	1
Freon 22	**1.6**		0.20	0.037	ppb v/v			01/05/19 04:00	1
Freon TF	**0.062**	**J**	0.20	0.031	ppb v/v			01/05/19 04:00	1
Hexachlorobutadiene	ND		1.0	0.078	ppb v/v			01/05/19 04:00	1
Isopropyl alcohol	**3.0**		1.2	0.094	ppb v/v			01/05/19 04:00	1
m,p-Xylene	**2.5**		0.20	0.12	ppb v/v			01/05/19 04:00	1
Methyl Butyl Ketone (2-Hexanone)	**0.094**	**J**	0.40	0.058	ppb v/v			01/05/19 04:00	1
Methyl Ethyl Ketone	**0.99**	**J**	1.0	0.20	ppb v/v			01/05/19 04:00	1
methyl isobutyl ketone	ND		1.0	0.20	ppb v/v			01/05/19 04:00	1
Methyl methacrylate	ND		0.40	0.079	ppb v/v			01/05/19 04:00	1
Methyl tert-butyl ether	ND		1.0	0.17	ppb v/v			01/05/19 04:00	1
Methylene Chloride	**0.40**	**J**	1.0	0.32	ppb v/v			01/05/19 04:00	1
Naphthalene	ND		0.40	0.090	ppb v/v			01/05/19 04:00	1
n-Butane	**1.2**		1.0	0.073	ppb v/v			01/05/19 04:00	1
n-Butylbenzene	**0.10**	**J**	0.40	0.046	ppb v/v			01/05/19 04:00	1
n-Heptane	**0.26**	**J**	0.40	0.047	ppb v/v			01/05/19 04:00	1
n-Hexane	**1.1**		0.40	0.032	ppb v/v			01/05/19 04:00	1
n-Propylbenzene	**0.068**	**J**	0.40	0.056	ppb v/v			01/05/19 04:00	1
sec-Butylbenzene	ND		0.40	0.064	ppb v/v			01/05/19 04:00	1
Styrene	**0.10**	**J**	0.20	0.058	ppb v/v			01/05/19 04:00	1
tert-Butyl alcohol	**0.41**	**J**	1.0	0.038	ppb v/v			01/05/19 04:00	1
tert-Butylbenzene	ND		0.40	0.066	ppb v/v			01/05/19 04:00	1
Tetrachloroethene	**0.055**	**J**	0.20	0.040	ppb v/v			01/05/19 04:00	1
Tetrahydrofuran	ND		1.0	0.063	ppb v/v			01/05/19 04:00	1
Toluene	**9.5**		1.0	0.12	ppb v/v			01/05/19 04:00	1
trans-1,2-Dichloroethene	ND		0.20	0.050	ppb v/v			01/05/19 04:00	1
trans-1,3-Dichloropropene	ND		0.20	0.048	ppb v/v			01/05/19 04:00	1
Trichloroethene	ND		0.20	0.036	ppb v/v			01/05/19 04:00	1

Client Sample Results

Client: LaBella Associates DPC
Project/Site: Webster CSD Willink Middle School

TestAmerica Job ID: 140-13857-1

Client Sample ID: C-111-SS

Date Collected: 12/28/18 17:47
Date Received: 01/03/19 09:45
Sample Container: Summa Canister 6L

Lab Sample ID: 140-13857-3

Matrix: Air

Method: TO-15 - Volatile Organic Compounds in Ambient Air (Continued)

Analyte	Result	Qualifier	RL	MDL	Unit	D	Prepared	Analyzed	Dil Fac
Trichlorofluoromethane	**0.22**		0.20	0.025	ppb v/v			01/05/19 04:00	1
Vinyl chloride	ND		0.40	0.071	ppb v/v			01/05/19 04:00	1
Xylene (total)	**3.3**		0.40	0.061	ppb v/v			01/05/19 04:00	1
Xylene, o-	**0.82**		0.20	0.061	ppb v/v			01/05/19 04:00	1

Analyte	Result	Qualifier	RL	MDL	Unit	D	Prepared	Analyzed	Dil Fac
1,1,1-Trichloroethane	ND		1.1	0.16	ug/m3			01/05/19 04:00	1
1,1,2,2-Tetrachloroethane	ND		1.4	0.42	ug/m3			01/05/19 04:00	1
1,1,2-Trichloroethane	ND		1.1	0.28	ug/m3			01/05/19 04:00	1
1,1-Dichloroethane	ND		0.81	0.11	ug/m3			01/05/19 04:00	1
1,1-Dichloroethene	ND		0.79	0.13	ug/m3			01/05/19 04:00	1
1,2,4-Trichlorobenzene	ND		7.4	0.73	ug/m3			01/05/19 04:00	1
1,2,4-Trimethylbenzene	**2.7**		0.98	0.31	ug/m3			01/05/19 04:00	1
1,2-Dibromoethane	ND		1.5	0.34	ug/m3			01/05/19 04:00	1
1,2-Dichlorobenzene	ND		2.4	0.42	ug/m3			01/05/19 04:00	1
1,2-Dichloroethane	ND		0.81	0.19	ug/m3			01/05/19 04:00	1
1,2-Dichloroethene, Total	ND		1.6	0.20	ug/m3			01/05/19 04:00	1
1,2-Dichloropropane	ND		0.92	0.24	ug/m3			01/05/19 04:00	1
1,2-Dichlorotetrafluoroethane	ND		1.4	0.22	ug/m3			01/05/19 04:00	1
1,3,5-Trimethylbenzene	**0.81**	**J**	0.98	0.32	ug/m3			01/05/19 04:00	1
1,3-Butadiene	ND		0.88	0.14	ug/m3			01/05/19 04:00	1
1,3-Dichlorobenzene	ND		1.2	0.39	ug/m3			01/05/19 04:00	1
1,4-Dichlorobenzene	ND		1.2	0.38	ug/m3			01/05/19 04:00	1
1,4-Dioxane	**2.0**		1.4	0.29	ug/m3			01/05/19 04:00	1
2,2,4-Trimethylpentane	ND		1.9	0.18	ug/m3			01/05/19 04:00	1
2-Chlorotoluene	ND		2.1	0.33	ug/m3			01/05/19 04:00	1
3-Chloropropene	ND		0.63	0.15	ug/m3			01/05/19 04:00	1
4-Ethyltoluene	**0.67**	**J**	2.0	0.32	ug/m3			01/05/19 04:00	1
4-Isopropyltoluene	**0.51**	**J**	1.1	0.31	ug/m3			01/05/19 04:00	1
Acetone	**21**	**CI**	18	3.3	ug/m3			01/05/19 04:00	1
Benzene	**0.49**	**J**	0.64	0.18	ug/m3			01/05/19 04:00	1
Benzyl chloride	ND		2.1	0.40	ug/m3			01/05/19 04:00	1
Bromodichloromethane	ND		1.3	0.29	ug/m3			01/05/19 04:00	1
Bromoethene(Vinyl Bromide)	ND		0.87	0.15	ug/m3			01/05/19 04:00	1
Bromoform	ND		2.1	0.50	ug/m3			01/05/19 04:00	1
Bromomethane	ND		0.78	0.12	ug/m3			01/05/19 04:00	1
Carbon disulfide	**3.4**		1.2	0.097	ug/m3			01/05/19 04:00	1
Carbon tetrachloride	ND		1.3	0.24	ug/m3			01/05/19 04:00	1
Chlorobenzene	ND		0.92	0.23	ug/m3			01/05/19 04:00	1
Chloroethane	ND		0.53	0.092	ug/m3			01/05/19 04:00	1
Chloroform	ND		0.98	0.19	ug/m3			01/05/19 04:00	1
Chloromethane	**0.38**	**J**	2.1	0.33	ug/m3			01/05/19 04:00	1
cis-1,2-Dichloroethene	ND		0.79	0.24	ug/m3			01/05/19 04:00	1
cis-1,3-Dichloropropene	ND		1.8	0.34	ug/m3			01/05/19 04:00	1
Cumene	ND		2.0	0.29	ug/m3			01/05/19 04:00	1
Cyclohexane	**0.48**	**J**	1.4	0.14	ug/m3			01/05/19 04:00	1
Dibromochloromethane	ND		1.7	0.36	ug/m3			01/05/19 04:00	1
Dichlorodifluoromethane	**1.1**		0.99	0.34	ug/m3			01/05/19 04:00	1
Ethylbenzene	**2.1**		0.87	0.30	ug/m3			01/05/19 04:00	1

Client Sample Results

Client: LaBella Associates DPC
Project/Site: Webster CSD Willink Middle School

TestAmerica Job ID: 140-13857-1

Client Sample ID: C-111-SS

Lab Sample ID: 140-13857-3
Matrix: Air

Date Collected: 12/28/18 17:47
Date Received: 01/03/19 09:45
Sample Container: Summa Canister 6L

Method: TO-15 - Volatile Organic Compounds in Ambient Air (Continued)

Analyte	Result	Qualifier	RL	MDL	Unit	D	Prepared	Analyzed	Dil Fac
Freon 22	5.7		0.71	0.13	ug/m3			01/05/19 04:00	1
Freon TF	0.48	J	1.5	0.24	ug/m3			01/05/19 04:00	1
Hexachlorobutadiene	ND		11	0.83	ug/m3			01/05/19 04:00	1
Isopropyl alcohol	7.3		2.9	0.23	ug/m3			01/05/19 04:00	1
m,p-Xylene	11		0.87	0.52	ug/m3			01/05/19 04:00	1
Methyl Butyl Ketone (2-Hexanone)	0.38	J	1.6	0.24	ug/m3			01/05/19 04:00	1
Methyl Ethyl Ketone	2.9	J	2.9	0.59	ug/m3			01/05/19 04:00	1
methyl isobutyl ketone	ND		4.1	0.80	ug/m3			01/05/19 04:00	1
Methyl methacrylate	ND		1.6	0.32	ug/m3			01/05/19 04:00	1
Methyl tert-butyl ether	ND		3.6	0.61	ug/m3			01/05/19 04:00	1
Methylene Chloride	1.4	J	3.5	1.1	ug/m3			01/05/19 04:00	1
Naphthalene	ND		2.1	0.47	ug/m3			01/05/19 04:00	1
n-Butane	2.8		2.4	0.17	ug/m3			01/05/19 04:00	1
n-Butylbenzene	0.57	J	2.2	0.25	ug/m3			01/05/19 04:00	1
n-Heptane	1.1	J	1.6	0.19	ug/m3			01/05/19 04:00	1
n-Hexane	3.9		1.4	0.11	ug/m3			01/05/19 04:00	1
n-Propylbenzene	0.33	J	2.0	0.28	ug/m3			01/05/19 04:00	1
sec-Butylbenzene	ND		2.2	0.35	ug/m3			01/05/19 04:00	1
Styrene	0.43	J	0.85	0.25	ug/m3			01/05/19 04:00	1
tert-Butyl alcohol	1.2	J	3.0	0.12	ug/m3			01/05/19 04:00	1
tert-Butylbenzene	ND		2.2	0.36	ug/m3			01/05/19 04:00	1
Tetrachloroethene	0.37	J	1.4	0.27	ug/m3			01/05/19 04:00	1
Tetrahydrofuran	ND		2.9	0.19	ug/m3			01/05/19 04:00	1
Toluene	36		3.8	0.45	ug/m3			01/05/19 04:00	1
trans-1,2-Dichloroethene	ND		0.79	0.20	ug/m3			01/05/19 04:00	1
trans-1,3-Dichloropropene	ND		0.91	0.22	ug/m3			01/05/19 04:00	1
Trichloroethene	ND		1.1	0.19	ug/m3			01/05/19 04:00	1
Trichlorofluoromethane	1.2		1.1	0.14	ug/m3			01/05/19 04:00	1
Vinyl chloride	ND		1.0	0.18	ug/m3			01/05/19 04:00	1
Xylene (total)	14		1.7	0.26	ug/m3			01/05/19 04:00	1
Xylene, o-	3.5		0.87	0.26	ug/m3			01/05/19 04:00	1

Client Sample ID: C-111-IA

Lab Sample ID: 140-13857-4
Matrix: Air

Date Collected: 12/28/18 17:45
Date Received: 01/03/19 09:45
Sample Container: Summa Canister 6L

Method: TO-15 - Volatile Organic Compounds in Ambient Air

Analyte	Result	Qualifier	RL	MDL	Unit	D	Prepared	Analyzed	Dil Fac
1,1,1-Trichloroethane	ND		0.20	0.030	ppb v/v			01/04/19 14:59	1
1,1,2,2-Tetrachloroethane	ND		0.20	0.061	ppb v/v			01/04/19 14:59	1
1,1,2-Trichloroethane	ND		0.20	0.052	ppb v/v			01/04/19 14:59	1
1,1-Dichloroethane	ND		0.20	0.026	ppb v/v			01/04/19 14:59	1
1,1-Dichloroethene	ND		0.20	0.034	ppb v/v			01/04/19 14:59	1
1,2,4-Trichlorobenzene	ND		1.0	0.098	ppb v/v			01/04/19 14:59	1
1,2,4-Trimethylbenzene	ND		0.20	0.063	ppb v/v			01/04/19 14:59	1
1,2-Dibromoethane	ND		0.20	0.044	ppb v/v			01/04/19 14:59	1
1,2-Dichlorobenzene	ND		0.40	0.070	ppb v/v			01/04/19 14:59	1

Client Sample Results

Client: LaBella Associates DPC
Project/Site: Webster CSD Willink Middle School

TestAmerica Job ID: 140-13857-1

Client Sample ID: C-111-IA

Date Collected: 12/28/18 17:45
Date Received: 01/03/19 09:45
Sample Container: Summa Canister 6L

Lab Sample ID: 140-13857-4

Matrix: Air

Method: TO-15 - Volatile Organic Compounds in Ambient Air (Continued)

Analyte	Result	Qualifier	RL	MDL	Unit	D	Prepared	Analyzed	Dil Fac
1,2-Dichloroethane	ND		0.20	0.047	ppb v/v			01/04/19 14:59	1
1,2-Dichloroethene, Total	ND		0.40	0.050	ppb v/v			01/04/19 14:59	1
1,2-Dichloropropane	ND		0.20	0.052	ppb v/v			01/04/19 14:59	1
1,2-Dichlorotetrafluoroethane	ND		0.20	0.032	ppb v/v			01/04/19 14:59	1
1,3,5-Trimethylbenzene	ND		0.20	0.065	ppb v/v			01/04/19 14:59	1
1,3-Butadiene	ND		0.40	0.064	ppb v/v			01/04/19 14:59	1
1,3-Dichlorobenzene	ND		0.20	0.065	ppb v/v			01/04/19 14:59	1
1,4-Dichlorobenzene	ND		0.20	0.064	ppb v/v			01/04/19 14:59	1
1,4-Dioxane	ND		0.40	0.080	ppb v/v			01/04/19 14:59	1
2,2,4-Trimethylpentane	ND		0.40	0.039	ppb v/v			01/04/19 14:59	1
2-Chlorotoluene	ND		0.40	0.063	ppb v/v			01/04/19 14:59	1
3-Chloropropene	ND		0.20	0.048	ppb v/v			01/04/19 14:59	1
4-Ethyltoluene	ND		0.40	0.066	ppb v/v			01/04/19 14:59	1
4-Isopropyltoluene	ND		0.20	0.057	ppb v/v			01/04/19 14:59	1
Acetone	**4.0**	**J**	7.5	1.4	ppb v/v			01/04/19 14:59	1
Benzene	**0.14**	**J**	0.20	0.056	ppb v/v			01/04/19 14:59	1
Benzyl chloride	ND		0.40	0.078	ppb v/v			01/04/19 14:59	1
Bromodichloromethane	ND		0.20	0.044	ppb v/v			01/04/19 14:59	1
Bromoethene(Vinyl Bromide)	ND		0.20	0.035	ppb v/v			01/04/19 14:59	1
Bromoform	ND		0.20	0.048	ppb v/v			01/04/19 14:59	1
Bromomethane	ND		0.20	0.032	ppb v/v			01/04/19 14:59	1
Carbon disulfide	**0.034**	**J**	0.40	0.031	ppb v/v			01/04/19 14:59	1
Carbon tetrachloride	**0.075**	**J**	0.20	0.038	ppb v/v			01/04/19 14:59	1
Chlorobenzene	ND		0.20	0.049	ppb v/v			01/04/19 14:59	1
Chloroethane	ND		0.20	0.035	ppb v/v			01/04/19 14:59	1
Chloroform	ND		0.20	0.038	ppb v/v			01/04/19 14:59	1
Chloromethane	**0.66**	**J**	1.0	0.16	ppb v/v			01/04/19 14:59	1
cis-1,2-Dichloroethene	ND		0.20	0.060	ppb v/v			01/04/19 14:59	1
cis-1,3-Dichloropropene	ND		0.40	0.074	ppb v/v			01/04/19 14:59	1
Cumene	ND		0.40	0.060	ppb v/v			01/04/19 14:59	1
Cyclohexane	ND		0.40	0.040	ppb v/v			01/04/19 14:59	1
Dibromochloromethane	ND		0.20	0.042	ppb v/v			01/04/19 14:59	1
Dichlorodifluoromethane	**0.25**		0.20	0.068	ppb v/v			01/04/19 14:59	1
Ethylbenzene	ND		0.20	0.068	ppb v/v			01/04/19 14:59	1
Freon 22	**0.37**		0.20	0.037	ppb v/v			01/04/19 14:59	1
Freon TF	**0.076**	**J**	0.20	0.031	ppb v/v			01/04/19 14:59	1
Hexachlorobutadiene	ND		1.0	0.078	ppb v/v			01/04/19 14:59	1
Isopropyl alcohol	**2.2**		1.2	0.094	ppb v/v			01/04/19 14:59	1
m,p-Xylene	ND		0.20	0.12	ppb v/v			01/04/19 14:59	1
Methyl Butyl Ketone (2-Hexanone)	ND		0.40	0.058	ppb v/v			01/04/19 14:59	1
Methyl Ethyl Ketone	**0.24**	**J**	1.0	0.20	ppb v/v			01/04/19 14:59	1
methyl isobutyl ketone	ND		1.0	0.20	ppb v/v			01/04/19 14:59	1
Methyl methacrylate	ND		0.40	0.079	ppb v/v			01/04/19 14:59	1
Methyl tert-butyl ether	ND		1.0	0.17	ppb v/v			01/04/19 14:59	1
Methylene Chloride	**0.48**	**J**	1.0	0.32	ppb v/v			01/04/19 14:59	1
Naphthalene	ND		0.40	0.090	ppb v/v			01/04/19 14:59	1
n-Butane	**1.5**		1.0	0.073	ppb v/v			01/04/19 14:59	1
n-Butylbenzene	ND		0.40	0.046	ppb v/v			01/04/19 14:59	1

Client Sample Results

Client: LaBella Associates DPC
Project/Site: Webster CSD Willink Middle School

TestAmerica Job ID: 140-13857-1

Client Sample ID: C-111-IA

Lab Sample ID: 140-13857-4

Date Collected: 12/28/18 17:45
Matrix: Air
Date Received: 01/03/19 09:45
Sample Container: Summa Canister 6L

Method: TO-15 - Volatile Organic Compounds in Ambient Air (Continued)

Analyte	Result	Qualifier	RL	MDL	Unit	D	Prepared	Analyzed	Dil Fac
n-Heptane	**0.11**	**J**	0.40	0.047	ppb v/v			01/04/19 14:59	1
n-Hexane	**0.18**	**J**	0.40	0.032	ppb v/v			01/04/19 14:59	1
n-Propylbenzene	ND		0.40	0.056	ppb v/v			01/04/19 14:59	1
sec-Butylbenzene	ND		0.40	0.064	ppb v/v			01/04/19 14:59	1
Styrene	ND		0.20	0.058	ppb v/v			01/04/19 14:59	1
tert-Butyl alcohol	**0.079**	**J**	1.0	0.038	ppb v/v			01/04/19 14:59	1
tert-Butylbenzene	ND		0.40	0.066	ppb v/v			01/04/19 14:59	1
Tetrachloroethene	ND		0.20	0.040	ppb v/v			01/04/19 14:59	1
Tetrahydrofuran	ND		1.0	0.063	ppb v/v			01/04/19 14:59	1
Toluene	**0.33**	**J**	1.0	0.12	ppb v/v			01/04/19 14:59	1
trans-1,2-Dichloroethene	ND		0.20	0.050	ppb v/v			01/04/19 14:59	1
trans-1,3-Dichloropropene	ND		0.20	0.048	ppb v/v			01/04/19 14:59	1
Trichloroethene	ND		0.20	0.036	ppb v/v			01/04/19 14:59	1
Trichlorofluoromethane	**0.25**		0.20	0.025	ppb v/v			01/04/19 14:59	1
Vinyl chloride	ND		0.40	0.071	ppb v/v			01/04/19 14:59	1
Xylene (total)	ND		0.40	0.061	ppb v/v			01/04/19 14:59	1
Xylene, o-	ND		0.20	0.061	ppb v/v			01/04/19 14:59	1

Analyte	Result	Qualifier	RL	MDL	Unit	D	Prepared	Analyzed	Dil Fac
1,1,1-Trichloroethane	ND		1.1	0.16	ug/m3			01/04/19 14:59	1
1,1,2,2-Tetrachloroethane	ND		1.4	0.42	ug/m3			01/04/19 14:59	1
1,1,2-Trichloroethane	ND		1.1	0.28	ug/m3			01/04/19 14:59	1
1,1-Dichloroethane	ND		0.81	0.11	ug/m3			01/04/19 14:59	1
1,1-Dichloroethene	ND		0.79	0.13	ug/m3			01/04/19 14:59	1
1,2,4-Trichlorobenzene	ND		7.4	0.73	ug/m3			01/04/19 14:59	1
1,2,4-Trimethylbenzene	ND		0.98	0.31	ug/m3			01/04/19 14:59	1
1,2-Dibromoethane	ND		1.5	0.34	ug/m3			01/04/19 14:59	1
1,2-Dichlorobenzene	ND		2.4	0.42	ug/m3			01/04/19 14:59	1
1,2-Dichloroethane	ND		0.81	0.19	ug/m3			01/04/19 14:59	1
1,2-Dichloroethene, Total	ND		1.6	0.20	ug/m3			01/04/19 14:59	1
1,2-Dichloropropane	ND		0.92	0.24	ug/m3			01/04/19 14:59	1
1,2-Dichlorotetrafluoroethane	ND		1.4	0.22	ug/m3			01/04/19 14:59	1
1,3,5-Trimethylbenzene	ND		0.98	0.32	ug/m3			01/04/19 14:59	1
1,3-Butadiene	ND		0.88	0.14	ug/m3			01/04/19 14:59	1
1,3-Dichlorobenzene	ND		1.2	0.39	ug/m3			01/04/19 14:59	1
1,4-Dichlorobenzene	ND		1.2	0.38	ug/m3			01/04/19 14:59	1
1,4-Dioxane	ND		1.4	0.29	ug/m3			01/04/19 14:59	1
2,2,4-Trimethylpentane	ND		1.9	0.18	ug/m3			01/04/19 14:59	1
2-Chlorotoluene	ND		2.1	0.33	ug/m3			01/04/19 14:59	1
3-Chloropropene	ND		0.63	0.15	ug/m3			01/04/19 14:59	1
4-Ethyltoluene	ND		2.0	0.32	ug/m3			01/04/19 14:59	1
4-Isopropyltoluene	ND		1.1	0.31	ug/m3			01/04/19 14:59	1
Acetone	**9.6**	**J**	18	3.3	ug/m3			01/04/19 14:59	1
Benzene	**0.44**	**J**	0.64	0.18	ug/m3			01/04/19 14:59	1
Benzyl chloride	ND		2.1	0.40	ug/m3			01/04/19 14:59	1
Bromodichloromethane	ND		1.3	0.29	ug/m3			01/04/19 14:59	1
Bromoethene(Vinyl Bromide)	ND		0.87	0.15	ug/m3			01/04/19 14:59	1
Bromoform	ND		2.1	0.50	ug/m3			01/04/19 14:59	1
Bromomethane	ND		0.78	0.12	ug/m3			01/04/19 14:59	1

Client Sample Results

Client: LaBella Associates DPC
Project/Site: Webster CSD Willink Middle School

TestAmerica Job ID: 140-13857-1

Client Sample ID: C-111-IA

Lab Sample ID: 140-13857-4

Date Collected: 12/28/18 17:45
Matrix: Air
Date Received: 01/03/19 09:45
Sample Container: Summa Canister 6L

Method: TO-15 - Volatile Organic Compounds in Ambient Air (Continued)

Analyte	Result	Qualifier	RL	MDL	Unit	D	Prepared	Analyzed	Dil Fac
Carbon disulfide	**0.11**	**J**	1.2	0.097	ug/m3			01/04/19 14:59	1
Carbon tetrachloride	**0.47**	**J**	1.3	0.24	ug/m3			01/04/19 14:59	1
Chlorobenzene	ND		0.92	0.23	ug/m3			01/04/19 14:59	1
Chloroethane	ND		0.53	0.092	ug/m3			01/04/19 14:59	1
Chloroform	ND		0.98	0.19	ug/m3			01/04/19 14:59	1
Chloromethane	**1.4**	**J**	2.1	0.33	ug/m3			01/04/19 14:59	1
cis-1,2-Dichloroethene	ND		0.79	0.24	ug/m3			01/04/19 14:59	1
cis-1,3-Dichloropropene	ND		1.8	0.34	ug/m3			01/04/19 14:59	1
Cumene	ND		2.0	0.29	ug/m3			01/04/19 14:59	1
Cyclohexane	ND		1.4	0.14	ug/m3			01/04/19 14:59	1
Dibromochloromethane	ND		1.7	0.36	ug/m3			01/04/19 14:59	1
Dichlorodifluoromethane	**1.2**		0.99	0.34	ug/m3			01/04/19 14:59	1
Ethylbenzene	ND		0.87	0.30	ug/m3			01/04/19 14:59	1
Freon 22	**1.3**		0.71	0.13	ug/m3			01/04/19 14:59	1
Freon TF	**0.58**	**J**	1.5	0.24	ug/m3			01/04/19 14:59	1
Hexachlorobutadiene	ND		11	0.83	ug/m3			01/04/19 14:59	1
Isopropyl alcohol	**5.5**		2.9	0.23	ug/m3			01/04/19 14:59	1
m,p-Xylene	ND		0.87	0.52	ug/m3			01/04/19 14:59	1
Methyl Butyl Ketone (2-Hexanone)	ND		1.6	0.24	ug/m3			01/04/19 14:59	1
Methyl Ethyl Ketone	**0.71**	**J**	2.9	0.59	ug/m3			01/04/19 14:59	1
methyl isobutyl ketone	ND		4.1	0.80	ug/m3			01/04/19 14:59	1
Methyl methacrylate	ND		1.6	0.32	ug/m3			01/04/19 14:59	1
Methyl tert-butyl ether	ND		3.6	0.61	ug/m3			01/04/19 14:59	1
Methylene Chloride	**1.7**	**J**	3.5	1.1	ug/m3			01/04/19 14:59	1
Naphthalene	ND		2.1	0.47	ug/m3			01/04/19 14:59	1
n-Butane	**3.5**		2.4	0.17	ug/m3			01/04/19 14:59	1
n-Butylbenzene	ND		2.2	0.25	ug/m3			01/04/19 14:59	1
n-Heptane	**0.47**	**J**	1.6	0.19	ug/m3			01/04/19 14:59	1
n-Hexane	**0.63**	**J**	1.4	0.11	ug/m3			01/04/19 14:59	1
n-Propylbenzene	ND		2.0	0.28	ug/m3			01/04/19 14:59	1
sec-Butylbenzene	ND		2.2	0.35	ug/m3			01/04/19 14:59	1
Styrene	ND		0.85	0.25	ug/m3			01/04/19 14:59	1
tert-Butyl alcohol	**0.24**	**J**	3.0	0.12	ug/m3			01/04/19 14:59	1
tert-Butylbenzene	ND		2.2	0.36	ug/m3			01/04/19 14:59	1
Tetrachloroethene	ND		1.4	0.27	ug/m3			01/04/19 14:59	1
Tetrahydrofuran	ND		2.9	0.19	ug/m3			01/04/19 14:59	1
Toluene	**1.3**	**J**	3.8	0.45	ug/m3			01/04/19 14:59	1
trans-1,2-Dichloroethene	ND		0.79	0.20	ug/m3			01/04/19 14:59	1
trans-1,3-Dichloropropene	ND		0.91	0.22	ug/m3			01/04/19 14:59	1
Trichloroethene	ND		1.1	0.19	ug/m3			01/04/19 14:59	1
Trichlorofluoromethane	**1.4**		1.1	0.14	ug/m3			01/04/19 14:59	1
Vinyl chloride	ND		1.0	0.18	ug/m3			01/04/19 14:59	1
Xylene (total)	ND		1.7	0.26	ug/m3			01/04/19 14:59	1
Xylene, o-	ND		0.87	0.26	ug/m3			01/04/19 14:59	1

Client Sample Results

Client: LaBella Associates DPC
Project/Site: Webster CSD Willink Middle School

TestAmerica Job ID: 140-13857-1

Client Sample ID: B-126-SS

Date Collected: 12/28/18 16:47
Date Received: 01/03/19 09:45

Lab Sample ID: 140-13857-5

Matrix: Air

Method: TO-15 - Volatile Organic Compounds in Ambient Air

Analyte	Result	Qualifier	RL	MDL	Unit	D	Prepared	Analyzed	Dil Fac
1,1,1-Trichloroethane	ND		0.20	0.030	ppb v/v			01/05/19 04:50	1
1,1,2,2-Tetrachloroethane	ND		0.20	0.061	ppb v/v			01/05/19 04:50	1
1,1,2-Trichloroethane	ND		0.20	0.052	ppb v/v			01/05/19 04:50	1
1,1-Dichloroethane	ND		0.20	0.026	ppb v/v			01/05/19 04:50	1
1,1-Dichloroethene	ND		0.20	0.034	ppb v/v			01/05/19 04:50	1
1,2,4-Trichlorobenzene	ND		1.0	0.098	ppb v/v			01/05/19 04:50	1
1,2,4-Trimethylbenzene	ND		0.20	0.063	ppb v/v			01/05/19 04:50	1
1,2-Dibromoethane	ND		0.20	0.044	ppb v/v			01/05/19 04:50	1
1,2-Dichlorobenzene	ND		0.40	0.070	ppb v/v			01/05/19 04:50	1
1,2-Dichloroethane	ND		0.20	0.047	ppb v/v			01/05/19 04:50	1
1,2-Dichloroethene, Total	ND		0.40	0.050	ppb v/v			01/05/19 04:50	1
1,2-Dichloropropane	ND		0.20	0.052	ppb v/v			01/05/19 04:50	1
1,2-Dichlorotetrafluoroethane	ND		0.20	0.032	ppb v/v			01/05/19 04:50	1
1,3,5-Trimethylbenzene	ND		0.20	0.065	ppb v/v			01/05/19 04:50	1
1,3-Butadiene	ND		0.40	0.064	ppb v/v			01/05/19 04:50	1
1,3-Dichlorobenzene	ND		0.20	0.065	ppb v/v			01/05/19 04:50	1
1,4-Dichlorobenzene	ND		0.20	0.064	ppb v/v			01/05/19 04:50	1
1,4-Dioxane	ND		0.40	0.080	ppb v/v			01/05/19 04:50	1
2,2,4-Trimethylpentane	**0.045**	**J**	0.40	0.039	ppb v/v			01/05/19 04:50	1
2-Chlorotoluene	ND		0.40	0.063	ppb v/v			01/05/19 04:50	1
3-Chloropropene	ND		0.20	0.048	ppb v/v			01/05/19 04:50	1
4-Ethyltoluene	ND		0.40	0.066	ppb v/v			01/05/19 04:50	1
4-Isopropyltoluene	ND		0.20	0.057	ppb v/v			01/05/19 04:50	1
Acetone	**5.5**	**J**	7.5	1.4	ppb v/v			01/05/19 04:50	1
Benzene	**0.17**	**J**	0.20	0.056	ppb v/v			01/05/19 04:50	1
Benzyl chloride	ND		0.40	0.078	ppb v/v			01/05/19 04:50	1
Bromodichloromethane	ND		0.20	0.044	ppb v/v			01/05/19 04:50	1
Bromoethene(Vinyl Bromide)	ND		0.20	0.035	ppb v/v			01/05/19 04:50	1
Bromoform	ND		0.20	0.048	ppb v/v			01/05/19 04:50	1
Bromomethane	ND		0.20	0.032	ppb v/v			01/05/19 04:50	1
Carbon disulfide	**0.081**	**J**	0.40	0.031	ppb v/v			01/05/19 04:50	1
Carbon tetrachloride	**0.086**	**J**	0.20	0.038	ppb v/v			01/05/19 04:50	1
Chlorobenzene	ND		0.20	0.049	ppb v/v			01/05/19 04:50	1
Chloroethane	ND		0.20	0.035	ppb v/v			01/05/19 04:50	1
Chloroform	**0.044**	**J**	0.20	0.038	ppb v/v			01/05/19 04:50	1
Chloromethane	**0.60**	**J**	1.0	0.16	ppb v/v			01/05/19 04:50	1
cis-1,2-Dichloroethene	ND		0.20	0.060	ppb v/v			01/05/19 04:50	1
cis-1,3-Dichloropropene	ND		0.40	0.074	ppb v/v			01/05/19 04:50	1
Cumene	ND		0.40	0.060	ppb v/v			01/05/19 04:50	1
Cyclohexane	**0.27**	**J**	0.40	0.040	ppb v/v			01/05/19 04:50	1
Dibromochloromethane	ND		0.20	0.042	ppb v/v			01/05/19 04:50	1
Dichlorodifluoromethane	**0.22**		0.20	0.068	ppb v/v			01/05/19 04:50	1
Ethylbenzene	**0.099**	**J**	0.20	0.068	ppb v/v			01/05/19 04:50	1
Freon 22	**0.37**		0.20	0.037	ppb v/v			01/05/19 04:50	1
Freon TF	**0.068**	**J**	0.20	0.031	ppb v/v			01/05/19 04:50	1
Hexachlorobutadiene	ND		1.0	0.078	ppb v/v			01/05/19 04:50	1
Isopropyl alcohol	**3.2**		1.2	0.094	ppb v/v			01/05/19 04:50	1
m,p-Xylene	**0.37**		0.20	0.12	ppb v/v			01/05/19 04:50	1
Methyl Butyl Ketone (2-Hexanone)	ND		0.40	0.058	ppb v/v			01/05/19 04:50	1

Client Sample ID: B-126-SS

Date Collected: 12/28/18 16:47
Date Received: 01/03/19 09:45

Lab Sample ID: 140-13857-5

Matrix: Air

Method: TO-15 - Volatile Organic Compounds in Ambient Air (Continued)

Analyte	Result	Qualifier	RL	MDL	Unit	D	Prepared	Analyzed	Dil Fac
Methyl Ethyl Ketone	**0.87**	**J**	1.0	0.20	ppb v/v			01/05/19 04:50	1
methyl isobutyl ketone	ND		1.0	0.20	ppb v/v			01/05/19 04:50	1
Methyl methacrylate	ND		0.40	0.079	ppb v/v			01/05/19 04:50	1
Methyl tert-butyl ether	ND		1.0	0.17	ppb v/v			01/05/19 04:50	1
Methylene Chloride	**1.2**		1.0	0.32	ppb v/v			01/05/19 04:50	1
Naphthalene	ND		0.40	0.090	ppb v/v			01/05/19 04:50	1
n-Butane	**2.7**		1.0	0.073	ppb v/v			01/05/19 04:50	1
n-Butylbenzene	ND		0.40	0.046	ppb v/v			01/05/19 04:50	1
n-Heptane	**0.12**	**J**	0.40	0.047	ppb v/v			01/05/19 04:50	1
n-Hexane	**0.58**		0.40	0.032	ppb v/v			01/05/19 04:50	1
n-Propylbenzene	ND		0.40	0.056	ppb v/v			01/05/19 04:50	1
sec-Butylbenzene	ND		0.40	0.064	ppb v/v			01/05/19 04:50	1
Styrene	ND		0.20	0.058	ppb v/v			01/05/19 04:50	1
tert-Butyl alcohol	**0.20**	**J**	1.0	0.038	ppb v/v			01/05/19 04:50	1
tert-Butylbenzene	ND		0.40	0.066	ppb v/v			01/05/19 04:50	1
Tetrachloroethene	ND		0.20	0.040	ppb v/v			01/05/19 04:50	1
Tetrahydrofuran	ND		1.0	0.063	ppb v/v			01/05/19 04:50	1
Toluene	**2.7**		1.0	0.12	ppb v/v			01/05/19 04:50	1
trans-1,2-Dichloroethene	ND		0.20	0.050	ppb v/v			01/05/19 04:50	1
trans-1,3-Dichloropropene	ND		0.20	0.048	ppb v/v			01/05/19 04:50	1
Trichloroethene	ND		0.20	0.036	ppb v/v			01/05/19 04:50	1
Trichlorofluoromethane	**0.24**		0.20	0.025	ppb v/v			01/05/19 04:50	1
Vinyl chloride	ND		0.40	0.071	ppb v/v			01/05/19 04:50	1
Xylene (total)	**0.50**		0.40	0.061	ppb v/v			01/05/19 04:50	1
Xylene, o-	**0.13**	**J**	0.20	0.061	ppb v/v			01/05/19 04:50	1

Analyte	Result	Qualifier	RL	MDL	Unit	D	Prepared	Analyzed	Dil Fac
1,1,1-Trichloroethane	ND		1.1	0.16	ug/m3			01/05/19 04:50	1
1,1,2,2-Tetrachloroethane	ND		1.4	0.42	ug/m3			01/05/19 04:50	1
1,1,2-Trichloroethane	ND		1.1	0.28	ug/m3			01/05/19 04:50	1
1,1-Dichloroethane	ND		0.81	0.11	ug/m3			01/05/19 04:50	1
1,1-Dichloroethene	ND		0.79	0.13	ug/m3			01/05/19 04:50	1
1,2,4-Trichlorobenzene	ND		7.4	0.73	ug/m3			01/05/19 04:50	1
1,2,4-Trimethylbenzene	ND		0.98	0.31	ug/m3			01/05/19 04:50	1
1,2-Dibromoethane	ND		1.5	0.34	ug/m3			01/05/19 04:50	1
1,2-Dichlorobenzene	ND		2.4	0.42	ug/m3			01/05/19 04:50	1
1,2-Dichloroethane	ND		0.81	0.19	ug/m3			01/05/19 04:50	1
1,2-Dichloroethene, Total	ND		1.6	0.20	ug/m3			01/05/19 04:50	1
1,2-Dichloropropane	ND		0.92	0.24	ug/m3			01/05/19 04:50	1
1,2-Dichlorotetrafluoroethane	ND		1.4	0.22	ug/m3			01/05/19 04:50	1
1,3,5-Trimethylbenzene	ND		0.98	0.32	ug/m3			01/05/19 04:50	1
1,3-Butadiene	ND		0.88	0.14	ug/m3			01/05/19 04:50	1
1,3-Dichlorobenzene	ND		1.2	0.39	ug/m3			01/05/19 04:50	1
1,4-Dichlorobenzene	ND		1.2	0.38	ug/m3			01/05/19 04:50	1
1,4-Dioxane	ND		1.4	0.29	ug/m3			01/05/19 04:50	1
2,2,4-Trimethylpentane	**0.21**	**J**	1.9	0.18	ug/m3			01/05/19 04:50	1
2-Chlorotoluene	ND		2.1	0.33	ug/m3			01/05/19 04:50	1
3-Chloropropene	ND		0.63	0.15	ug/m3			01/05/19 04:50	1
4-Ethyltoluene	ND		2.0	0.32	ug/m3			01/05/19 04:50	1
4-Isopropyltoluene	ND		1.1	0.31	ug/m3			01/05/19 04:50	1

Client Sample Results

Client: LaBella Associates DPC
Project/Site: Webster CSD Willink Middle School

TestAmerica Job ID: 140-13857-1

Client Sample ID: B-126-SS

Date Collected: 12/28/18 16:47
Date Received: 01/03/19 09:45

Lab Sample ID: 140-13857-5

Matrix: Air

Method: TO-15 - Volatile Organic Compounds in Ambient Air (Continued)

Analyte	Result	Qualifier	RL	MDL	Unit	D	Prepared	Analyzed	Dil Fac
Acetone	**13**	**J**	18	3.3	ug/m3			01/05/19 04:50	1
Benzene	**0.54**	**J**	0.64	0.18	ug/m3			01/05/19 04:50	1
Benzyl chloride	ND		2.1	0.40	ug/m3			01/05/19 04:50	1
Bromodichloromethane	ND		1.3	0.29	ug/m3			01/05/19 04:50	1
Bromoethene(Vinyl Bromide)	ND		0.87	0.15	ug/m3			01/05/19 04:50	1
Bromoform	ND		2.1	0.50	ug/m3			01/05/19 04:50	1
Bromomethane	ND		0.78	0.12	ug/m3			01/05/19 04:50	1
Carbon disulfide	**0.25**	**J**	1.2	0.097	ug/m3			01/05/19 04:50	1
Carbon tetrachloride	**0.54**	**J**	1.3	0.24	ug/m3			01/05/19 04:50	1
Chlorobenzene	ND		0.92	0.23	ug/m3			01/05/19 04:50	1
Chloroethane	ND		0.53	0.092	ug/m3			01/05/19 04:50	1
Chloroform	**0.22**	**J**	0.98	0.19	ug/m3			01/05/19 04:50	1
Chloromethane	**1.2**	**J**	2.1	0.33	ug/m3			01/05/19 04:50	1
cis-1,2-Dichloroethene	ND		0.79	0.24	ug/m3			01/05/19 04:50	1
cis-1,3-Dichloropropene	ND		1.8	0.34	ug/m3			01/05/19 04:50	1
Cumene	ND		2.0	0.29	ug/m3			01/05/19 04:50	1
Cyclohexane	**0.92**	**J**	1.4	0.14	ug/m3			01/05/19 04:50	1
Dibromochloromethane	ND		1.7	0.36	ug/m3			01/05/19 04:50	1
Dichlorodifluoromethane	**1.1**		0.99	0.34	ug/m3			01/05/19 04:50	1
Ethylbenzene	**0.43**	**J**	0.87	0.30	ug/m3			01/05/19 04:50	1
Freon 22	**1.3**		0.71	0.13	ug/m3			01/05/19 04:50	1
Freon TF	**0.52**	**J**	1.5	0.24	ug/m3			01/05/19 04:50	1
Hexachlorobutadiene	ND		11	0.83	ug/m3			01/05/19 04:50	1
Isopropyl alcohol	**7.9**		2.9	0.23	ug/m3			01/05/19 04:50	1
m,p-Xylene	**1.6**		0.87	0.52	ug/m3			01/05/19 04:50	1
Methyl Butyl Ketone (2-Hexanone)	ND		1.6	0.24	ug/m3			01/05/19 04:50	1
Methyl Ethyl Ketone	**2.6**	**J**	2.9	0.59	ug/m3			01/05/19 04:50	1
methyl isobutyl ketone	ND		4.1	0.80	ug/m3			01/05/19 04:50	1
Methyl methacrylate	ND		1.6	0.32	ug/m3			01/05/19 04:50	1
Methyl tert-butyl ether	ND		3.6	0.61	ug/m3			01/05/19 04:50	1
Methylene Chloride	**4.0**		3.5	1.1	ug/m3			01/05/19 04:50	1
Naphthalene	ND		2.1	0.47	ug/m3			01/05/19 04:50	1
n-Butane	**6.4**		2.4	0.17	ug/m3			01/05/19 04:50	1
n-Butylbenzene	ND		2.2	0.25	ug/m3			01/05/19 04:50	1
n-Heptane	**0.48**	**J**	1.6	0.19	ug/m3			01/05/19 04:50	1
n-Hexane	**2.0**		1.4	0.11	ug/m3			01/05/19 04:50	1
n-Propylbenzene	ND		2.0	0.28	ug/m3			01/05/19 04:50	1
sec-Butylbenzene	ND		2.2	0.35	ug/m3			01/05/19 04:50	1
Styrene	ND		0.85	0.25	ug/m3			01/05/19 04:50	1
tert-Butyl alcohol	**0.60**	**J**	3.0	0.12	ug/m3			01/05/19 04:50	1
tert-Butylbenzene	ND		2.2	0.36	ug/m3			01/05/19 04:50	1
Tetrachloroethene	ND		1.4	0.27	ug/m3			01/05/19 04:50	1
Tetrahydrofuran	ND		2.9	0.19	ug/m3			01/05/19 04:50	1
Toluene	**10**		3.8	0.45	ug/m3			01/05/19 04:50	1
trans-1,2-Dichloroethene	ND		0.79	0.20	ug/m3			01/05/19 04:50	1
trans-1,3-Dichloropropene	ND		0.91	0.22	ug/m3			01/05/19 04:50	1
Trichloroethene	ND		1.1	0.19	ug/m3			01/05/19 04:50	1
Trichlorofluoromethane	**1.3**		1.1	0.14	ug/m3			01/05/19 04:50	1
Vinyl chloride	ND		1.0	0.18	ug/m3			01/05/19 04:50	1

Client Sample Results

Client: LaBella Associates DPC
Project/Site: Webster CSD Willink Middle School

TestAmerica Job ID: 140-13857-1

Client Sample ID: B-126-SS

Lab Sample ID: 140-13857-5
Date Collected: 12/28/18 16:47
Matrix: Air
Date Received: 01/03/19 09:45

Method: TO-15 - Volatile Organic Compounds in Ambient Air (Continued)

Analyte	Result	Qualifier	RL	MDL	Unit	D	Prepared	Analyzed	Dil Fac
Xylene (total)	2.2		1.7	0.26	ug/m3			01/05/19 04:50	1
Xylene, o-	0.58	J	0.87	0.26	ug/m3			01/05/19 04:50	1

Client Sample ID: B-126-IA

Lab Sample ID: 140-13857-6
Date Collected: 12/28/18 16:44
Matrix: Air
Date Received: 01/03/19 09:45
Sample Container: Summa Canister 6L

Method: TO-15 - Volatile Organic Compounds in Ambient Air

Analyte	Result	Qualifier	RL	MDL	Unit	D	Prepared	Analyzed	Dil Fac
1,1,1-Trichloroethane	ND		0.20	0.030	ppb v/v			01/04/19 15:50	1
1,1,2,2-Tetrachloroethane	ND		0.20	0.061	ppb v/v			01/04/19 15:50	1
1,1,2-Trichloroethane	ND		0.20	0.052	ppb v/v			01/04/19 15:50	1
1,1-Dichloroethane	ND		0.20	0.026	ppb v/v			01/04/19 15:50	1
1,1-Dichloroethene	ND		0.20	0.034	ppb v/v			01/04/19 15:50	1
1,2,4-Trichlorobenzene	ND		1.0	0.098	ppb v/v			01/04/19 15:50	1
1,2,4-Trimethylbenzene	ND		0.20	0.063	ppb v/v			01/04/19 15:50	1
1,2-Dibromoethane	ND		0.20	0.044	ppb v/v			01/04/19 15:50	1
1,2-Dichlorobenzene	ND		0.40	0.070	ppb v/v			01/04/19 15:50	1
1,2-Dichloroethane	ND		0.20	0.047	ppb v/v			01/04/19 15:50	1
1,2-Dichloroethene, Total	ND		0.40	0.050	ppb v/v			01/04/19 15:50	1
1,2-Dichloropropane	ND		0.20	0.052	ppb v/v			01/04/19 15:50	1
1,2-Dichlorotetrafluoroethane	ND		0.20	0.032	ppb v/v			01/04/19 15:50	1
1,3,5-Trimethylbenzene	ND		0.20	0.065	ppb v/v			01/04/19 15:50	1
1,3-Butadiene	ND		0.40	0.064	ppb v/v			01/04/19 15:50	1
1,3-Dichlorobenzene	ND		0.20	0.065	ppb v/v			01/04/19 15:50	1
1,4-Dichlorobenzene	ND		0.20	0.064	ppb v/v			01/04/19 15:50	1
1,4-Dioxane	ND		0.40	0.080	ppb v/v			01/04/19 15:50	1
2,2,4-Trimethylpentane	ND		0.40	0.039	ppb v/v			01/04/19 15:50	1
2-Chlorotoluene	ND		0.40	0.063	ppb v/v			01/04/19 15:50	1
3-Chloropropene	ND		0.20	0.048	ppb v/v			01/04/19 15:50	1
4-Ethyltoluene	ND		0.40	0.066	ppb v/v			01/04/19 15:50	1
4-Isopropyltoluene	ND		0.20	0.057	ppb v/v			01/04/19 15:50	1
Acetone	6.6	J	7.5	1.4	ppb v/v			01/04/19 15:50	1
Benzene	0.073	J	0.20	0.056	ppb v/v			01/04/19 15:50	1
Benzyl chloride	ND		0.40	0.078	ppb v/v			01/04/19 15:50	1
Bromodichloromethane	ND		0.20	0.044	ppb v/v			01/04/19 15:50	1
Bromoethene(Vinyl Bromide)	ND		0.20	0.035	ppb v/v			01/04/19 15:50	1
Bromoform	ND		0.20	0.048	ppb v/v			01/04/19 15:50	1
Bromomethane	ND		0.20	0.032	ppb v/v			01/04/19 15:50	1
Carbon disulfide	0.13	J	0.40	0.031	ppb v/v			01/04/19 15:50	1
Carbon tetrachloride	0.058	J	0.20	0.038	ppb v/v			01/04/19 15:50	1
Chlorobenzene	ND		0.20	0.049	ppb v/v			01/04/19 15:50	1
Chloroethane	ND		0.20	0.035	ppb v/v			01/04/19 15:50	1
Chloroform	ND		0.20	0.038	ppb v/v			01/04/19 15:50	1
Chloromethane	0.59	J	1.0	0.16	ppb v/v			01/04/19 15:50	1
cis-1,2-Dichloroethene	ND		0.20	0.060	ppb v/v			01/04/19 15:50	1
cis-1,3-Dichloropropene	ND		0.40	0.074	ppb v/v			01/04/19 15:50	1
Cumene	ND		0.40	0.060	ppb v/v			01/04/19 15:50	1

Client Sample Results

Client: LaBella Associates DPC
Project/Site: Webster CSD Willink Middle School

TestAmerica Job ID: 140-13857-1

Client Sample ID: B-126-IA

Lab Sample ID: 140-13857-6

Date Collected: 12/28/18 16:44
Matrix: Air
Date Received: 01/03/19 09:45
Sample Container: Summa Canister 6L

Method: TO-15 - Volatile Organic Compounds in Ambient Air (Continued)

Analyte	Result	Qualifier	RL	MDL	Unit	D	Prepared	Analyzed	Dil Fac
Cyclohexane	ND		0.40	0.040	ppb v/v			01/04/19 15:50	1
Dibromochloromethane	ND		0.20	0.042	ppb v/v			01/04/19 15:50	1
Dichlorodifluoromethane	**0.23**		0.20	0.068	ppb v/v			01/04/19 15:50	1
Ethylbenzene	ND		0.20	0.068	ppb v/v			01/04/19 15:50	1
Freon 22	**0.33**		0.20	0.037	ppb v/v			01/04/19 15:50	1
Freon TF	**0.061**	**J**	0.20	0.031	ppb v/v			01/04/19 15:50	1
Hexachlorobutadiene	ND		1.0	0.078	ppb v/v			01/04/19 15:50	1
Isopropyl alcohol	**2.4**		1.2	0.094	ppb v/v			01/04/19 15:50	1
m,p-Xylene	ND		0.20	0.12	ppb v/v			01/04/19 15:50	1
Methyl Butyl Ketone (2-Hexanone)	ND		0.40	0.058	ppb v/v			01/04/19 15:50	1
Methyl Ethyl Ketone	**0.31**	**J**	1.0	0.20	ppb v/v			01/04/19 15:50	1
methyl isobutyl ketone	ND		1.0	0.20	ppb v/v			01/04/19 15:50	1
Methyl methacrylate	ND		0.40	0.079	ppb v/v			01/04/19 15:50	1
Methyl tert-butyl ether	ND		1.0	0.17	ppb v/v			01/04/19 15:50	1
Methylene Chloride	**0.50**	**J**	1.0	0.32	ppb v/v			01/04/19 15:50	1
Naphthalene	ND		0.40	0.090	ppb v/v			01/04/19 15:50	1
n-Butane	**2.3**		1.0	0.073	ppb v/v			01/04/19 15:50	1
n-Butylbenzene	ND		0.40	0.046	ppb v/v			01/04/19 15:50	1
n-Heptane	ND		0.40	0.047	ppb v/v			01/04/19 15:50	1
n-Hexane	**0.28**	**J**	0.40	0.032	ppb v/v			01/04/19 15:50	1
n-Propylbenzene	ND		0.40	0.056	ppb v/v			01/04/19 15:50	1
sec-Butylbenzene	ND		0.40	0.064	ppb v/v			01/04/19 15:50	1
Styrene	ND		0.20	0.058	ppb v/v			01/04/19 15:50	1
tert-Butyl alcohol	**0.076**	**J**	1.0	0.038	ppb v/v			01/04/19 15:50	1
tert-Butylbenzene	ND		0.40	0.066	ppb v/v			01/04/19 15:50	1
Tetrachloroethene	ND		0.20	0.040	ppb v/v			01/04/19 15:50	1
Tetrahydrofuran	ND		1.0	0.063	ppb v/v			01/04/19 15:50	1
Toluene	ND		1.0	0.12	ppb v/v			01/04/19 15:50	1
trans-1,2-Dichloroethene	ND		0.20	0.050	ppb v/v			01/04/19 15:50	1
trans-1,3-Dichloropropene	ND		0.20	0.048	ppb v/v			01/04/19 15:50	1
Trichloroethene	ND		0.20	0.036	ppb v/v			01/04/19 15:50	1
Trichlorofluoromethane	**0.24**		0.20	0.025	ppb v/v			01/04/19 15:50	1
Vinyl chloride	ND		0.40	0.071	ppb v/v			01/04/19 15:50	1
Xylene (total)	ND		0.40	0.061	ppb v/v			01/04/19 15:50	1
Xylene, o-	ND		0.20	0.061	ppb v/v			01/04/19 15:50	1

Analyte	Result	Qualifier	RL	MDL	Unit	D	Prepared	Analyzed	Dil Fac
1,1,1-Trichloroethane	ND		1.1	0.16	ug/m3			01/04/19 15:50	1
1,1,2,2-Tetrachloroethane	ND		1.4	0.42	ug/m3			01/04/19 15:50	1
1,1,2-Trichloroethane	ND		1.1	0.28	ug/m3			01/04/19 15:50	1
1,1-Dichloroethane	ND		0.81	0.11	ug/m3			01/04/19 15:50	1
1,1-Dichloroethene	ND		0.79	0.13	ug/m3			01/04/19 15:50	1
1,2,4-Trichlorobenzene	ND		7.4	0.73	ug/m3			01/04/19 15:50	1
1,2,4-Trimethylbenzene	ND		0.98	0.31	ug/m3			01/04/19 15:50	1
1,2-Dibromoethane	ND		1.5	0.34	ug/m3			01/04/19 15:50	1
1,2-Dichlorobenzene	ND		2.4	0.42	ug/m3			01/04/19 15:50	1
1,2-Dichloroethane	ND		0.81	0.19	ug/m3			01/04/19 15:50	1
1,2-Dichloroethene, Total	ND		1.6	0.20	ug/m3			01/04/19 15:50	1
1,2-Dichloropropane	ND		0.92	0.24	ug/m3			01/04/19 15:50	1

Client Sample Results

Client: LaBella Associates DPC
Project/Site: Webster CSD Willink Middle School

TestAmerica Job ID: 140-13857-1

Client Sample ID: B-126-IA

Lab Sample ID: 140-13857-6

Date Collected: 12/28/18 16:44
Matrix: Air
Date Received: 01/03/19 09:45
Sample Container: Summa Canister 6L

Method: TO-15 - Volatile Organic Compounds in Ambient Air (Continued)

Analyte	Result	Qualifier	RL	MDL	Unit	D	Prepared	Analyzed	Dil Fac
1,2-Dichlorotetrafluoroethane	ND		1.4	0.22	ug/m3			01/04/19 15:50	1
1,3,5-Trimethylbenzene	ND		0.98	0.32	ug/m3			01/04/19 15:50	1
1,3-Butadiene	ND		0.88	0.14	ug/m3			01/04/19 15:50	1
1,3-Dichlorobenzene	ND		1.2	0.39	ug/m3			01/04/19 15:50	1
1,4-Dichlorobenzene	ND		1.2	0.38	ug/m3			01/04/19 15:50	1
1,4-Dioxane	ND		1.4	0.29	ug/m3			01/04/19 15:50	1
2,2,4-Trimethylpentane	ND		1.9	0.18	ug/m3			01/04/19 15:50	1
2-Chlorotoluene	ND		2.1	0.33	ug/m3			01/04/19 15:50	1
3-Chloropropene	ND		0.63	0.15	ug/m3			01/04/19 15:50	1
4-Ethyltoluene	ND		2.0	0.32	ug/m3			01/04/19 15:50	1
4-Isopropyltoluene	ND		1.1	0.31	ug/m3			01/04/19 15:50	1
Acetone	**16**	**J**	18	3.3	ug/m3			01/04/19 15:50	1
Benzene	**0.23**	**J**	0.64	0.18	ug/m3			01/04/19 15:50	1
Benzyl chloride	ND		2.1	0.40	ug/m3			01/04/19 15:50	1
Bromodichloromethane	ND		1.3	0.29	ug/m3			01/04/19 15:50	1
Bromoethene(Vinyl Bromide)	ND		0.87	0.15	ug/m3			01/04/19 15:50	1
Bromoform	ND		2.1	0.50	ug/m3			01/04/19 15:50	1
Bromomethane	ND		0.78	0.12	ug/m3			01/04/19 15:50	1
Carbon disulfide	**0.42**	**J**	1.2	0.097	ug/m3			01/04/19 15:50	1
Carbon tetrachloride	**0.37**	**J**	1.3	0.24	ug/m3			01/04/19 15:50	1
Chlorobenzene	ND		0.92	0.23	ug/m3			01/04/19 15:50	1
Chloroethane	ND		0.53	0.092	ug/m3			01/04/19 15:50	1
Chloroform	ND		0.98	0.19	ug/m3			01/04/19 15:50	1
Chloromethane	**1.2**	**J**	2.1	0.33	ug/m3			01/04/19 15:50	1
cis-1,2-Dichloroethene	ND		0.79	0.24	ug/m3			01/04/19 15:50	1
cis-1,3-Dichloropropene	ND		1.8	0.34	ug/m3			01/04/19 15:50	1
Cumene	ND		2.0	0.29	ug/m3			01/04/19 15:50	1
Cyclohexane	ND		1.4	0.14	ug/m3			01/04/19 15:50	1
Dibromochloromethane	ND		1.7	0.36	ug/m3			01/04/19 15:50	1
Dichlorodifluoromethane	**1.1**		0.99	0.34	ug/m3			01/04/19 15:50	1
Ethylbenzene	ND		0.87	0.30	ug/m3			01/04/19 15:50	1
Freon 22	**1.2**		0.71	0.13	ug/m3			01/04/19 15:50	1
Freon TF	**0.47**	**J**	1.5	0.24	ug/m3			01/04/19 15:50	1
Hexachlorobutadiene	ND		11	0.83	ug/m3			01/04/19 15:50	1
Isopropyl alcohol	**5.9**		2.9	0.23	ug/m3			01/04/19 15:50	1
m,p-Xylene	ND		0.87	0.52	ug/m3			01/04/19 15:50	1
Methyl Butyl Ketone (2-Hexanone)	ND		1.6	0.24	ug/m3			01/04/19 15:50	1
Methyl Ethyl Ketone	**0.92**	**J**	2.9	0.59	ug/m3			01/04/19 15:50	1
methyl isobutyl ketone	ND		4.1	0.80	ug/m3			01/04/19 15:50	1
Methyl methacrylate	ND		1.6	0.32	ug/m3			01/04/19 15:50	1
Methyl tert-butyl ether	ND		3.6	0.61	ug/m3			01/04/19 15:50	1
Methylene Chloride	**1.7**	**J**	3.5	1.1	ug/m3			01/04/19 15:50	1
Naphthalene	ND		2.1	0.47	ug/m3			01/04/19 15:50	1
n-Butane	**5.4**		2.4	0.17	ug/m3			01/04/19 15:50	1
n-Butylbenzene	ND		2.2	0.25	ug/m3			01/04/19 15:50	1
n-Heptane	ND		1.6	0.19	ug/m3			01/04/19 15:50	1
n-Hexane	**0.98**	**J**	1.4	0.11	ug/m3			01/04/19 15:50	1
n-Propylbenzene	ND		2.0	0.28	ug/m3			01/04/19 15:50	1

Client Sample Results

Client: LaBella Associates DPC
Project/Site: Webster CSD Willink Middle School

TestAmerica Job ID: 140-13857-1

Client Sample ID: B-126-IA

Lab Sample ID: 140-13857-6
Matrix: Air

Date Collected: 12/28/18 16:44
Date Received: 01/03/19 09:45
Sample Container: Summa Canister 6L

Method: TO-15 - Volatile Organic Compounds in Ambient Air (Continued)

Analyte	Result	Qualifier	RL	MDL	Unit	D	Prepared	Analyzed	Dil Fac
sec-Butylbenzene	ND		2.2	0.35	ug/m3			01/04/19 15:50	1
Styrene	ND		0.85	0.25	ug/m3			01/04/19 15:50	1
tert-Butyl alcohol	**0.23**	**J**	3.0	0.12	ug/m3			01/04/19 15:50	1
tert-Butylbenzene	ND		2.2	0.36	ug/m3			01/04/19 15:50	1
Tetrachloroethene	ND		1.4	0.27	ug/m3			01/04/19 15:50	1
Tetrahydrofuran	ND		2.9	0.19	ug/m3			01/04/19 15:50	1
Toluene	ND		3.8	0.45	ug/m3			01/04/19 15:50	1
trans-1,2-Dichloroethene	ND		0.79	0.20	ug/m3			01/04/19 15:50	1
trans-1,3-Dichloropropene	ND		0.91	0.22	ug/m3			01/04/19 15:50	1
Trichloroethene	ND		1.1	0.19	ug/m3			01/04/19 15:50	1
Trichlorofluoromethane	**1.4**		1.1	0.14	ug/m3			01/04/19 15:50	1
Vinyl chloride	ND		1.0	0.18	ug/m3			01/04/19 15:50	1
Xylene (total)	ND		1.7	0.26	ug/m3			01/04/19 15:50	1
Xylene, o-	ND		0.87	0.26	ug/m3			01/04/19 15:50	1

Client Sample ID: B-111-SS

Lab Sample ID: 140-13857-7
Matrix: Air

Date Collected: 12/28/18 16:53
Date Received: 01/03/19 09:45
Sample Container: Summa Canister 6L

Method: TO-15 - Volatile Organic Compounds in Ambient Air

Analyte	Result	Qualifier	RL	MDL	Unit	D	Prepared	Analyzed	Dil Fac
1,1,1-Trichloroethane	ND		0.20	0.030	ppb v/v			01/05/19 05:41	1
1,1,2,2-Tetrachloroethane	ND		0.20	0.061	ppb v/v			01/05/19 05:41	1
1,1,2-Trichloroethane	ND		0.20	0.052	ppb v/v			01/05/19 05:41	1
1,1-Dichloroethane	ND		0.20	0.026	ppb v/v			01/05/19 05:41	1
1,1-Dichloroethene	ND		0.20	0.034	ppb v/v			01/05/19 05:41	1
1,2,4-Trichlorobenzene	ND		1.0	0.098	ppb v/v			01/05/19 05:41	1
1,2,4-Trimethylbenzene	**0.55**		0.20	0.063	ppb v/v			01/05/19 05:41	1
1,2-Dibromoethane	ND		0.20	0.044	ppb v/v			01/05/19 05:41	1
1,2-Dichlorobenzene	ND		0.40	0.070	ppb v/v			01/05/19 05:41	1
1,2-Dichloroethane	ND		0.20	0.047	ppb v/v			01/05/19 05:41	1
1,2-Dichloroethene, Total	ND		0.40	0.050	ppb v/v			01/05/19 05:41	1
1,2-Dichloropropane	ND		0.20	0.052	ppb v/v			01/05/19 05:41	1
1,2-Dichlorotetrafluoroethane	ND		0.20	0.032	ppb v/v			01/05/19 05:41	1
1,3,5-Trimethylbenzene	**0.16**	**J**	0.20	0.065	ppb v/v			01/05/19 05:41	1
1,3-Butadiene	ND		0.40	0.064	ppb v/v			01/05/19 05:41	1
1,3-Dichlorobenzene	ND		0.20	0.065	ppb v/v			01/05/19 05:41	1
1,4-Dichlorobenzene	ND		0.20	0.064	ppb v/v			01/05/19 05:41	1
1,4-Dioxane	**0.67**		0.40	0.080	ppb v/v			01/05/19 05:41	1
2,2,4-Trimethylpentane	ND		0.40	0.039	ppb v/v			01/05/19 05:41	1
2-Chlorotoluene	ND		0.40	0.063	ppb v/v			01/05/19 05:41	1
3-Chloropropene	ND		0.20	0.048	ppb v/v			01/05/19 05:41	1
4-Ethyltoluene	**0.13**	**J**	0.40	0.066	ppb v/v			01/05/19 05:41	1
4-Isopropyltoluene	**0.074**	**J**	0.20	0.057	ppb v/v			01/05/19 05:41	1
Acetone	**17**	**CI**	7.5	1.4	ppb v/v			01/05/19 05:41	1
Benzene	**0.25**		0.20	0.056	ppb v/v			01/05/19 05:41	1
Benzyl chloride	ND		0.40	0.078	ppb v/v			01/05/19 05:41	1

Client Sample Results

Client: LaBella Associates DPC
Project/Site: Webster CSD Willink Middle School

TestAmerica Job ID: 140-13857-1

Client Sample ID: B-111-SS

Lab Sample ID: 140-13857-7
Matrix: Air

Date Collected: 12/28/18 16:53
Date Received: 01/03/19 09:45
Sample Container: Summa Canister 6L

Method: TO-15 - Volatile Organic Compounds in Ambient Air (Continued)

Analyte	Result	Qualifier	RL	MDL	Unit	D	Prepared	Analyzed	Dil Fac
Bromodichloromethane	ND		0.20	0.044	ppb v/v			01/05/19 05:41	1
Bromoethene(Vinyl Bromide)	ND		0.20	0.035	ppb v/v			01/05/19 05:41	1
Bromoform	ND		0.20	0.048	ppb v/v			01/05/19 05:41	1
Bromomethane	ND		0.20	0.032	ppb v/v			01/05/19 05:41	1
Carbon disulfide	**0.32**	**J**	0.40	0.031	ppb v/v			01/05/19 05:41	1
Carbon tetrachloride	ND		0.20	0.038	ppb v/v			01/05/19 05:41	1
Chlorobenzene	ND		0.20	0.049	ppb v/v			01/05/19 05:41	1
Chloroethane	ND		0.20	0.035	ppb v/v			01/05/19 05:41	1
Chloroform	ND		0.20	0.038	ppb v/v			01/05/19 05:41	1
Chloromethane	**0.25**	**J**	1.0	0.16	ppb v/v			01/05/19 05:41	1
cis-1,2-Dichloroethene	ND		0.20	0.060	ppb v/v			01/05/19 05:41	1
cis-1,3-Dichloropropene	ND		0.40	0.074	ppb v/v			01/05/19 05:41	1
Cumene	ND		0.40	0.060	ppb v/v			01/05/19 05:41	1
Cyclohexane	**0.20**	**J**	0.40	0.040	ppb v/v			01/05/19 05:41	1
Dibromochloromethane	ND		0.20	0.042	ppb v/v			01/05/19 05:41	1
Dichlorodifluoromethane	**0.22**		0.20	0.068	ppb v/v			01/05/19 05:41	1
Ethylbenzene	**0.46**		0.20	0.068	ppb v/v			01/05/19 05:41	1
Freon 22	**1.0**	**CI**	0.20	0.037	ppb v/v			01/05/19 05:41	1
Freon TF	**0.067**	**J**	0.20	0.031	ppb v/v			01/05/19 05:41	1
Hexachlorobutadiene	ND		1.0	0.078	ppb v/v			01/05/19 05:41	1
Isopropyl alcohol	**4.6**		1.2	0.094	ppb v/v			01/05/19 05:41	1
m,p-Xylene	**2.5**		0.20	0.12	ppb v/v			01/05/19 05:41	1
Methyl Butyl Ketone (2-Hexanone)	**0.11**	**J**	0.40	0.058	ppb v/v			01/05/19 05:41	1
Methyl Ethyl Ketone	**1.5**		1.0	0.20	ppb v/v			01/05/19 05:41	1
methyl isobutyl ketone	ND		1.0	0.20	ppb v/v			01/05/19 05:41	1
Methyl methacrylate	ND		0.40	0.079	ppb v/v			01/05/19 05:41	1
Methyl tert-butyl ether	ND		1.0	0.17	ppb v/v			01/05/19 05:41	1
Methylene Chloride	**0.52**	**J**	1.0	0.32	ppb v/v			01/05/19 05:41	1
Naphthalene	**0.11**	**J**	0.40	0.090	ppb v/v			01/05/19 05:41	1
n-Butane	**1.1**		1.0	0.073	ppb v/v			01/05/19 05:41	1
n-Butylbenzene	**0.090**	**J**	0.40	0.046	ppb v/v			01/05/19 05:41	1
n-Heptane	**0.33**	**J**	0.40	0.047	ppb v/v			01/05/19 05:41	1
n-Hexane	**0.98**		0.40	0.032	ppb v/v			01/05/19 05:41	1
n-Propylbenzene	**0.076**	**J**	0.40	0.056	ppb v/v			01/05/19 05:41	1
sec-Butylbenzene	ND		0.40	0.064	ppb v/v			01/05/19 05:41	1
Styrene	**0.10**	**J**	0.20	0.058	ppb v/v			01/05/19 05:41	1
tert-Butyl alcohol	**0.65**	**J**	1.0	0.038	ppb v/v			01/05/19 05:41	1
tert-Butylbenzene	ND		0.40	0.066	ppb v/v			01/05/19 05:41	1
Tetrachloroethene	ND		0.20	0.040	ppb v/v			01/05/19 05:41	1
Tetrahydrofuran	ND		1.0	0.063	ppb v/v			01/05/19 05:41	1
Toluene	**8.6**		1.0	0.12	ppb v/v			01/05/19 05:41	1
trans-1,2-Dichloroethene	ND		0.20	0.050	ppb v/v			01/05/19 05:41	1
trans-1,3-Dichloropropene	ND		0.20	0.048	ppb v/v			01/05/19 05:41	1
Trichloroethene	ND		0.20	0.036	ppb v/v			01/05/19 05:41	1
Trichlorofluoromethane	**0.24**		0.20	0.025	ppb v/v			01/05/19 05:41	1
Vinyl chloride	ND		0.40	0.071	ppb v/v			01/05/19 05:41	1
Xylene (total)	**3.3**		0.40	0.061	ppb v/v			01/05/19 05:41	1
Xylene, o-	**0.79**		0.20	0.061	ppb v/v			01/05/19 05:41	1

Client Sample Results

Client: LaBella Associates DPC
Project/Site: Webster CSD Willink Middle School

TestAmerica Job ID: 140-13857-1

Client Sample ID: B-111-SS

Date Collected: 12/28/18 16:53
Date Received: 01/03/19 09:45
Sample Container: Summa Canister 6L

Lab Sample ID: 140-13857-7

Matrix: Air

Analyte	Result	Qualifier	RL	MDL	Unit	D	Prepared	Analyzed	Dil Fac
1,1,1-Trichloroethane	ND		1.1	0.16	ug/m3			01/05/19 05:41	1
1,1,2,2-Tetrachloroethane	ND		1.4	0.42	ug/m3			01/05/19 05:41	1
1,1,2-Trichloroethane	ND		1.1	0.28	ug/m3			01/05/19 05:41	1
1,1-Dichloroethane	ND		0.81	0.11	ug/m3			01/05/19 05:41	1
1,1-Dichloroethene	ND		0.79	0.13	ug/m3			01/05/19 05:41	1
1,2,4-Trichlorobenzene	ND		7.4	0.73	ug/m3			01/05/19 05:41	1
1,2,4-Trimethylbenzene	**2.7**		0.98	0.31	ug/m3			01/05/19 05:41	1
1,2-Dibromoethane	ND		1.5	0.34	ug/m3			01/05/19 05:41	1
1,2-Dichlorobenzene	ND		2.4	0.42	ug/m3			01/05/19 05:41	1
1,2-Dichloroethane	ND		0.81	0.19	ug/m3			01/05/19 05:41	1
1,2-Dichloroethene, Total	ND		1.6	0.20	ug/m3			01/05/19 05:41	1
1,2-Dichloropropane	ND		0.92	0.24	ug/m3			01/05/19 05:41	1
1,2-Dichlorotetrafluoroethane	ND		1.4	0.22	ug/m3			01/05/19 05:41	1
1,3,5-Trimethylbenzene	**0.80**	**J**	0.98	0.32	ug/m3			01/05/19 05:41	1
1,3-Butadiene	ND		0.88	0.14	ug/m3			01/05/19 05:41	1
1,3-Dichlorobenzene	ND		1.2	0.39	ug/m3			01/05/19 05:41	1
1,4-Dichlorobenzene	ND		1.2	0.38	ug/m3			01/05/19 05:41	1
1,4-Dioxane	**2.4**		1.4	0.29	ug/m3			01/05/19 05:41	1
2,2,4-Trimethylpentane	ND		1.9	0.18	ug/m3			01/05/19 05:41	1
2-Chlorotoluene	ND		2.1	0.33	ug/m3			01/05/19 05:41	1
3-Chloropropene	ND		0.63	0.15	ug/m3			01/05/19 05:41	1
4-Ethyltoluene	**0.65**	**J**	2.0	0.32	ug/m3			01/05/19 05:41	1
4-Isopropyltoluene	**0.41**	**J**	1.1	0.31	ug/m3			01/05/19 05:41	1
Acetone	**41**	**CI**	18	3.3	ug/m3			01/05/19 05:41	1
Benzene	**0.80**		0.64	0.18	ug/m3			01/05/19 05:41	1
Benzyl chloride	ND		2.1	0.40	ug/m3			01/05/19 05:41	1
Bromodichloromethane	ND		1.3	0.29	ug/m3			01/05/19 05:41	1
Bromoethene(Vinyl Bromide)	ND		0.87	0.15	ug/m3			01/05/19 05:41	1
Bromoform	ND		2.1	0.50	ug/m3			01/05/19 05:41	1
Bromomethane	ND		0.78	0.12	ug/m3			01/05/19 05:41	1
Carbon disulfide	**0.99**	**J**	1.2	0.097	ug/m3			01/05/19 05:41	1
Carbon tetrachloride	ND		1.3	0.24	ug/m3			01/05/19 05:41	1
Chlorobenzene	ND		0.92	0.23	ug/m3			01/05/19 05:41	1
Chloroethane	ND		0.53	0.092	ug/m3			01/05/19 05:41	1
Chloroform	ND		0.98	0.19	ug/m3			01/05/19 05:41	1
Chloromethane	**0.51**	**J**	2.1	0.33	ug/m3			01/05/19 05:41	1
cis-1,2-Dichloroethene	ND		0.79	0.24	ug/m3			01/05/19 05:41	1
cis-1,3-Dichloropropene	ND		1.8	0.34	ug/m3			01/05/19 05:41	1
Cumene	ND		2.0	0.29	ug/m3			01/05/19 05:41	1
Cyclohexane	**0.70**	**J**	1.4	0.14	ug/m3			01/05/19 05:41	1
Dibromochloromethane	ND		1.7	0.36	ug/m3			01/05/19 05:41	1
Dichlorodifluoromethane	**1.1**		0.99	0.34	ug/m3			01/05/19 05:41	1
Ethylbenzene	**2.0**		0.87	0.30	ug/m3			01/05/19 05:41	1
Freon 22	**3.7**	**CI**	0.71	0.13	ug/m3			01/05/19 05:41	1
Freon TF	**0.52**	**J**	1.5	0.24	ug/m3			01/05/19 05:41	1
Hexachlorobutadiene	ND		11	0.83	ug/m3			01/05/19 05:41	1
Isopropyl alcohol	**11**		2.9	0.23	ug/m3			01/05/19 05:41	1
m,p-Xylene	**11**		0.87	0.52	ug/m3			01/05/19 05:41	1
Methyl Butyl Ketone (2-Hexanone)	**0.47**	**J**	1.6	0.24	ug/m3			01/05/19 05:41	1

Client Sample Results

Client: LaBella Associates DPC
Project/Site: Webster CSD Willink Middle School

TestAmerica Job ID: 140-13857-1

Client Sample ID: B-111-SS

Lab Sample ID: 140-13857-7
Matrix: Air

Date Collected: 12/28/18 16:53
Date Received: 01/03/19 09:45
Sample Container: Summa Canister 6L

Method: TO-15 - Volatile Organic Compounds in Ambient Air (Continued)

Analyte	Result	Qualifier	RL	MDL	Unit	D	Prepared	Analyzed	Dil Fac
Methyl Ethyl Ketone	**4.4**		2.9	0.59	ug/m3			01/05/19 05:41	1
methyl isobutyl ketone	ND		4.1	0.80	ug/m3			01/05/19 05:41	1
Methyl methacrylate	ND		1.6	0.32	ug/m3			01/05/19 05:41	1
Methyl tert-butyl ether	ND		3.6	0.61	ug/m3			01/05/19 05:41	1
Methylene Chloride	**1.8**	**J**	3.5	1.1	ug/m3			01/05/19 05:41	1
Naphthalene	**0.55**	**J**	2.1	0.47	ug/m3			01/05/19 05:41	1
n-Butane	**2.6**		2.4	0.17	ug/m3			01/05/19 05:41	1
n-Butylbenzene	**0.50**	**J**	2.2	0.25	ug/m3			01/05/19 05:41	1
n-Heptane	**1.3**	**J**	1.6	0.19	ug/m3			01/05/19 05:41	1
n-Hexane	**3.5**		1.4	0.11	ug/m3			01/05/19 05:41	1
n-Propylbenzene	**0.37**	**J**	2.0	0.28	ug/m3			01/05/19 05:41	1
sec-Butylbenzene	ND		2.2	0.35	ug/m3			01/05/19 05:41	1
Styrene	**0.44**	**J**	0.85	0.25	ug/m3			01/05/19 05:41	1
tert-Butyl alcohol	**2.0**	**J**	3.0	0.12	ug/m3			01/05/19 05:41	1
tert-Butylbenzene	ND		2.2	0.36	ug/m3			01/05/19 05:41	1
Tetrachloroethene	ND		1.4	0.27	ug/m3			01/05/19 05:41	1
Tetrahydrofuran	ND		2.9	0.19	ug/m3			01/05/19 05:41	1
Toluene	**33**		3.8	0.45	ug/m3			01/05/19 05:41	1
trans-1,2-Dichloroethene	ND		0.79	0.20	ug/m3			01/05/19 05:41	1
trans-1,3-Dichloropropene	ND		0.91	0.22	ug/m3			01/05/19 05:41	1
Trichloroethene	ND		1.1	0.19	ug/m3			01/05/19 05:41	1
Trichlorofluoromethane	**1.3**		1.1	0.14	ug/m3			01/05/19 05:41	1
Vinyl chloride	ND		1.0	0.18	ug/m3			01/05/19 05:41	1
Xylene (total)	**14**		1.7	0.26	ug/m3			01/05/19 05:41	1
Xylene, o-	**3.4**		0.87	0.26	ug/m3			01/05/19 05:41	1

Client Sample ID: B-111-IA

Lab Sample ID: 140-13857-8
Matrix: Air

Date Collected: 12/28/18 16:56
Date Received: 01/03/19 09:45
Sample Container: Summa Canister 6L

Method: TO-15 - Volatile Organic Compounds in Ambient Air

Analyte	Result	Qualifier	RL	MDL	Unit	D	Prepared	Analyzed	Dil Fac
1,1,1-Trichloroethane	ND		0.20	0.030	ppb v/v			01/04/19 17:00	1
1,1,2,2-Tetrachloroethane	ND		0.20	0.061	ppb v/v			01/04/19 17:00	1
1,1,2-Trichloroethane	ND		0.20	0.052	ppb v/v			01/04/19 17:00	1
1,1-Dichloroethane	ND		0.20	0.026	ppb v/v			01/04/19 17:00	1
1,1-Dichloroethene	ND		0.20	0.034	ppb v/v			01/04/19 17:00	1
1,2,4-Trichlorobenzene	ND		1.0	0.098	ppb v/v			01/04/19 17:00	1
1,2,4-Trimethylbenzene	ND		0.20	0.063	ppb v/v			01/04/19 17:00	1
1,2-Dibromoethane	ND		0.20	0.044	ppb v/v			01/04/19 17:00	1
1,2-Dichlorobenzene	ND		0.40	0.070	ppb v/v			01/04/19 17:00	1
1,2-Dichloroethane	ND		0.20	0.047	ppb v/v			01/04/19 17:00	1
1,2-Dichloroethene, Total	ND		0.40	0.050	ppb v/v			01/04/19 17:00	1
1,2-Dichloropropane	ND		0.20	0.052	ppb v/v			01/04/19 17:00	1
1,2-Dichlorotetrafluoroethane	ND		0.20	0.032	ppb v/v			01/04/19 17:00	1
1,3,5-Trimethylbenzene	ND		0.20	0.065	ppb v/v			01/04/19 17:00	1
1,3-Butadiene	ND		0.40	0.064	ppb v/v			01/04/19 17:00	1

Client Sample ID: B-111-IA

Lab Sample ID: 140-13857-8

Date Collected: 12/28/18 16:56
Matrix: Air
Date Received: 01/03/19 09:45
Sample Container: Summa Canister 6L

Method: TO-15 - Volatile Organic Compounds in Ambient Air (Continued)

Analyte	Result	Qualifier	RL	MDL	Unit	D	Prepared	Analyzed	Dil Fac
1,3-Dichlorobenzene	ND		0.20	0.065	ppb v/v			01/04/19 17:00	1
1,4-Dichlorobenzene	ND		0.20	0.064	ppb v/v			01/04/19 17:00	1
1,4-Dioxane	ND		0.40	0.080	ppb v/v			01/04/19 17:00	1
2,2,4-Trimethylpentane	ND		0.40	0.039	ppb v/v			01/04/19 17:00	1
2-Chlorotoluene	ND		0.40	0.063	ppb v/v			01/04/19 17:00	1
3-Chloropropene	ND		0.20	0.048	ppb v/v			01/04/19 17:00	1
4-Ethyltoluene	ND		0.40	0.066	ppb v/v			01/04/19 17:00	1
4-Isopropyltoluene	ND		0.20	0.057	ppb v/v			01/04/19 17:00	1
Acetone	**4.2**	**J**	7.5	1.4	ppb v/v			01/04/19 17:00	1
Benzene	**0.14**	**J**	0.20	0.056	ppb v/v			01/04/19 17:00	1
Benzyl chloride	ND		0.40	0.078	ppb v/v			01/04/19 17:00	1
Bromodichloromethane	ND		0.20	0.044	ppb v/v			01/04/19 17:00	1
Bromoethene(Vinyl Bromide)	ND		0.20	0.035	ppb v/v			01/04/19 17:00	1
Bromoform	ND		0.20	0.048	ppb v/v			01/04/19 17:00	1
Bromomethane	ND		0.20	0.032	ppb v/v			01/04/19 17:00	1
Carbon disulfide	**0.084**	**J**	0.40	0.031	ppb v/v			01/04/19 17:00	1
Carbon tetrachloride	**0.073**	**J**	0.20	0.038	ppb v/v			01/04/19 17:00	1
Chlorobenzene	ND		0.20	0.049	ppb v/v			01/04/19 17:00	1
Chloroethane	ND		0.20	0.035	ppb v/v			01/04/19 17:00	1
Chloroform	ND		0.20	0.038	ppb v/v			01/04/19 17:00	1
Chloromethane	**0.61**	**J**	1.0	0.16	ppb v/v			01/04/19 17:00	1
cis-1,2-Dichloroethene	ND		0.20	0.060	ppb v/v			01/04/19 17:00	1
cis-1,3-Dichloropropene	ND		0.40	0.074	ppb v/v			01/04/19 17:00	1
Cumene	ND		0.40	0.060	ppb v/v			01/04/19 17:00	1
Cyclohexane	ND		0.40	0.040	ppb v/v			01/04/19 17:00	1
Dibromochloromethane	ND		0.20	0.042	ppb v/v			01/04/19 17:00	1
Dichlorodifluoromethane	**0.24**		0.20	0.068	ppb v/v			01/04/19 17:00	1
Ethylbenzene	ND		0.20	0.068	ppb v/v			01/04/19 17:00	1
Freon 22	**0.60**		0.20	0.037	ppb v/v			01/04/19 17:00	1
Freon TF	**0.072**	**J**	0.20	0.031	ppb v/v			01/04/19 17:00	1
Hexachlorobutadiene	ND		1.0	0.078	ppb v/v			01/04/19 17:00	1
Isopropyl alcohol	**4.2**		1.2	0.094	ppb v/v			01/04/19 17:00	1
m,p-Xylene	ND		0.20	0.12	ppb v/v			01/04/19 17:00	1
Methyl Butyl Ketone (2-Hexanone)	ND		0.40	0.058	ppb v/v			01/04/19 17:00	1
Methyl Ethyl Ketone	**0.21**	**J**	1.0	0.20	ppb v/v			01/04/19 17:00	1
methyl isobutyl ketone	ND		1.0	0.20	ppb v/v			01/04/19 17:00	1
Methyl methacrylate	ND		0.40	0.079	ppb v/v			01/04/19 17:00	1
Methyl tert-butyl ether	ND		1.0	0.17	ppb v/v			01/04/19 17:00	1
Methylene Chloride	**0.54**	**J**	1.0	0.32	ppb v/v			01/04/19 17:00	1
Naphthalene	ND		0.40	0.090	ppb v/v			01/04/19 17:00	1
n-Butane	**1.4**		1.0	0.073	ppb v/v			01/04/19 17:00	1
n-Butylbenzene	ND		0.40	0.046	ppb v/v			01/04/19 17:00	1
n-Heptane	**0.12**	**J**	0.40	0.047	ppb v/v			01/04/19 17:00	1
n-Hexane	**0.19**	**J**	0.40	0.032	ppb v/v			01/04/19 17:00	1
n-Propylbenzene	ND		0.40	0.056	ppb v/v			01/04/19 17:00	1
sec-Butylbenzene	ND		0.40	0.064	ppb v/v			01/04/19 17:00	1
Styrene	ND		0.20	0.058	ppb v/v			01/04/19 17:00	1
tert-Butyl alcohol	**0.075**	**J**	1.0	0.038	ppb v/v			01/04/19 17:00	1

Client Sample Results

Client: LaBella Associates DPC
Project/Site: Webster CSD Willink Middle School

TestAmerica Job ID: 140-13857-1

Client Sample ID: B-111-IA

Lab Sample ID: 140-13857-8

Date Collected: 12/28/18 16:56
Matrix: Air
Date Received: 01/03/19 09:45
Sample Container: Summa Canister 6L

Method: TO-15 - Volatile Organic Compounds in Ambient Air (Continued)

Analyte	Result	Qualifier	RL	MDL	Unit	D	Prepared	Analyzed	Dil Fac
tert-Butylbenzene	ND		0.40	0.066	ppb v/v			01/04/19 17:00	1
Tetrachloroethene	ND		0.20	0.040	ppb v/v			01/04/19 17:00	1
Tetrahydrofuran	ND		1.0	0.063	ppb v/v			01/04/19 17:00	1
Toluene	**0.28**	**J**	1.0	0.12	ppb v/v			01/04/19 17:00	1
trans-1,2-Dichloroethene	ND		0.20	0.050	ppb v/v			01/04/19 17:00	1
trans-1,3-Dichloropropene	ND		0.20	0.048	ppb v/v			01/04/19 17:00	1
Trichloroethene	ND		0.20	0.036	ppb v/v			01/04/19 17:00	1
Trichlorofluoromethane	**0.26**		0.20	0.025	ppb v/v			01/04/19 17:00	1
Vinyl chloride	ND		0.40	0.071	ppb v/v			01/04/19 17:00	1
Xylene (total)	ND		0.40	0.061	ppb v/v			01/04/19 17:00	1
Xylene, o-	ND		0.20	0.061	ppb v/v			01/04/19 17:00	1

Analyte	Result	Qualifier	RL	MDL	Unit	D	Prepared	Analyzed	Dil Fac
1,1,1-Trichloroethane	ND		1.1	0.16	ug/m3			01/04/19 17:00	1
1,1,2,2-Tetrachloroethane	ND		1.4	0.42	ug/m3			01/04/19 17:00	1
1,1,2-Trichloroethane	ND		1.1	0.28	ug/m3			01/04/19 17:00	1
1,1-Dichloroethane	ND		0.81	0.11	ug/m3			01/04/19 17:00	1
1,1-Dichloroethene	ND		0.79	0.13	ug/m3			01/04/19 17:00	1
1,2,4-Trichlorobenzene	ND		7.4	0.73	ug/m3			01/04/19 17:00	1
1,2,4-Trimethylbenzene	ND		0.98	0.31	ug/m3			01/04/19 17:00	1
1,2-Dibromoethane	ND		1.5	0.34	ug/m3			01/04/19 17:00	1
1,2-Dichlorobenzene	ND		2.4	0.42	ug/m3			01/04/19 17:00	1
1,2-Dichloroethane	ND		0.81	0.19	ug/m3			01/04/19 17:00	1
1,2-Dichloroethene, Total	ND		1.6	0.20	ug/m3			01/04/19 17:00	1
1,2-Dichloropropane	ND		0.92	0.24	ug/m3			01/04/19 17:00	1
1,2-Dichlorotetrafluoroethane	ND		1.4	0.22	ug/m3			01/04/19 17:00	1
1,3,5-Trimethylbenzene	ND		0.98	0.32	ug/m3			01/04/19 17:00	1
1,3-Butadiene	ND		0.88	0.14	ug/m3			01/04/19 17:00	1
1,3-Dichlorobenzene	ND		1.2	0.39	ug/m3			01/04/19 17:00	1
1,4-Dichlorobenzene	ND		1.2	0.38	ug/m3			01/04/19 17:00	1
1,4-Dioxane	ND		1.4	0.29	ug/m3			01/04/19 17:00	1
2,2,4-Trimethylpentane	ND		1.9	0.18	ug/m3			01/04/19 17:00	1
2-Chlorotoluene	ND		2.1	0.33	ug/m3			01/04/19 17:00	1
3-Chloropropene	ND		0.63	0.15	ug/m3			01/04/19 17:00	1
4-Ethyltoluene	ND		2.0	0.32	ug/m3			01/04/19 17:00	1
4-Isopropyltoluene	ND		1.1	0.31	ug/m3			01/04/19 17:00	1
Acetone	**10**	**J**	18	3.3	ug/m3			01/04/19 17:00	1
Benzene	**0.45**	**J**	0.64	0.18	ug/m3			01/04/19 17:00	1
Benzyl chloride	ND		2.1	0.40	ug/m3			01/04/19 17:00	1
Bromodichloromethane	ND		1.3	0.29	ug/m3			01/04/19 17:00	1
Bromoethene(Vinyl Bromide)	ND		0.87	0.15	ug/m3			01/04/19 17:00	1
Bromoform	ND		2.1	0.50	ug/m3			01/04/19 17:00	1
Bromomethane	ND		0.78	0.12	ug/m3			01/04/19 17:00	1
Carbon disulfide	**0.26**	**J**	1.2	0.097	ug/m3			01/04/19 17:00	1
Carbon tetrachloride	**0.46**	**J**	1.3	0.24	ug/m3			01/04/19 17:00	1
Chlorobenzene	ND		0.92	0.23	ug/m3			01/04/19 17:00	1
Chloroethane	ND		0.53	0.092	ug/m3			01/04/19 17:00	1
Chloroform	ND		0.98	0.19	ug/m3			01/04/19 17:00	1
Chloromethane	**1.2**	**J**	2.1	0.33	ug/m3			01/04/19 17:00	1

Client Sample ID: B-111-IA

Lab Sample ID: 140-13857-8

Date Collected: 12/28/18 16:56
Matrix: Air
Date Received: 01/03/19 09:45
Sample Container: Summa Canister 6L

Method: TO-15 - Volatile Organic Compounds in Ambient Air (Continued)

Analyte	Result	Qualifier	RL	MDL	Unit	D	Prepared	Analyzed	Dil Fac
cis-1,2-Dichloroethene	ND		0.79	0.24	ug/m3			01/04/19 17:00	1
cis-1,3-Dichloropropene	ND		1.8	0.34	ug/m3			01/04/19 17:00	1
Cumene	ND		2.0	0.29	ug/m3			01/04/19 17:00	1
Cyclohexane	ND		1.4	0.14	ug/m3			01/04/19 17:00	1
Dibromochloromethane	ND		1.7	0.36	ug/m3			01/04/19 17:00	1
Dichlorodifluoromethane	**1.2**		0.99	0.34	ug/m3			01/04/19 17:00	1
Ethylbenzene	ND		0.87	0.30	ug/m3			01/04/19 17:00	1
Freon 22	**2.1**		0.71	0.13	ug/m3			01/04/19 17:00	1
Freon TF	**0.55**	**J**	1.5	0.24	ug/m3			01/04/19 17:00	1
Hexachlorobutadiene	ND		11	0.83	ug/m3			01/04/19 17:00	1
Isopropyl alcohol	**10**		2.9	0.23	ug/m3			01/04/19 17:00	1
m,p-Xylene	ND		0.87	0.52	ug/m3			01/04/19 17:00	1
Methyl Butyl Ketone (2-Hexanone)	ND		1.6	0.24	ug/m3			01/04/19 17:00	1
Methyl Ethyl Ketone	**0.61**	**J**	2.9	0.59	ug/m3			01/04/19 17:00	1
methyl isobutyl ketone	ND		4.1	0.80	ug/m3			01/04/19 17:00	1
Methyl methacrylate	ND		1.6	0.32	ug/m3			01/04/19 17:00	1
Methyl tert-butyl ether	ND		3.6	0.61	ug/m3			01/04/19 17:00	1
Methylene Chloride	**1.9**	**J**	3.5	1.1	ug/m3			01/04/19 17:00	1
Naphthalene	ND		2.1	0.47	ug/m3			01/04/19 17:00	1
n-Butane	**3.4**		2.4	0.17	ug/m3			01/04/19 17:00	1
n-Butylbenzene	ND		2.2	0.25	ug/m3			01/04/19 17:00	1
n-Heptane	**0.51**	**J**	1.6	0.19	ug/m3			01/04/19 17:00	1
n-Hexane	**0.65**	**J**	1.4	0.11	ug/m3			01/04/19 17:00	1
n-Propylbenzene	ND		2.0	0.28	ug/m3			01/04/19 17:00	1
sec-Butylbenzene	ND		2.2	0.35	ug/m3			01/04/19 17:00	1
Styrene	ND		0.85	0.25	ug/m3			01/04/19 17:00	1
tert-Butyl alcohol	**0.23**	**J**	3.0	0.12	ug/m3			01/04/19 17:00	1
tert-Butylbenzene	ND		2.2	0.36	ug/m3			01/04/19 17:00	1
Tetrachloroethene	ND		1.4	0.27	ug/m3			01/04/19 17:00	1
Tetrahydrofuran	ND		2.9	0.19	ug/m3			01/04/19 17:00	1
Toluene	**1.1**	**J**	3.8	0.45	ug/m3			01/04/19 17:00	1
trans-1,2-Dichloroethene	ND		0.79	0.20	ug/m3			01/04/19 17:00	1
trans-1,3-Dichloropropene	ND		0.91	0.22	ug/m3			01/04/19 17:00	1
Trichloroethene	ND		1.1	0.19	ug/m3			01/04/19 17:00	1
Trichlorofluoromethane	**1.5**		1.1	0.14	ug/m3			01/04/19 17:00	1
Vinyl chloride	ND		1.0	0.18	ug/m3			01/04/19 17:00	1
Xylene (total)	ND		1.7	0.26	ug/m3			01/04/19 17:00	1
Xylene, o-	ND		0.87	0.26	ug/m3			01/04/19 17:00	1

Client Sample ID: B-102-IA

Lab Sample ID: 140-13857-9

Date Collected: 12/28/18 17:51
Matrix: Air
Date Received: 01/03/19 09:45
Sample Container: Summa Canister 6L

Method: TO-15 - Volatile Organic Compounds in Ambient Air

Analyte	Result	Qualifier	RL	MDL	Unit	D	Prepared	Analyzed	Dil Fac
1,1,1-Trichloroethane	ND		0.20	0.030	ppb v/v			01/04/19 17:50	1
1,1,2,2-Tetrachloroethane	ND		0.20	0.061	ppb v/v			01/04/19 17:50	1

Client Sample Results

Client: LaBella Associates DPC
Project/Site: Webster CSD Willink Middle School

TestAmerica Job ID: 140-13857-1

Client Sample ID: B-102-IA

Lab Sample ID: 140-13857-9

Date Collected: 12/28/18 17:51
Matrix: Air
Date Received: 01/03/19 09:45
Sample Container: Summa Canister 6L

Method: TO-15 - Volatile Organic Compounds in Ambient Air (Continued)

Analyte	Result	Qualifier	RL	MDL	Unit	D	Prepared	Analyzed	Dil Fac
1,1,2-Trichloroethane	ND		0.20	0.052	ppb v/v			01/04/19 17:50	1
1,1-Dichloroethane	ND		0.20	0.026	ppb v/v			01/04/19 17:50	1
1,1-Dichloroethene	ND		0.20	0.034	ppb v/v			01/04/19 17:50	1
1,2,4-Trichlorobenzene	ND		1.0	0.098	ppb v/v			01/04/19 17:50	1
1,2,4-Trimethylbenzene	ND		0.20	0.063	ppb v/v			01/04/19 17:50	1
1,2-Dibromoethane	ND		0.20	0.044	ppb v/v			01/04/19 17:50	1
1,2-Dichlorobenzene	ND		0.40	0.070	ppb v/v			01/04/19 17:50	1
1,2-Dichloroethane	ND		0.20	0.047	ppb v/v			01/04/19 17:50	1
1,2-Dichloroethene, Total	ND		0.40	0.050	ppb v/v			01/04/19 17:50	1
1,2-Dichloropropane	ND		0.20	0.052	ppb v/v			01/04/19 17:50	1
1,2-Dichlorotetrafluoroethane	ND		0.20	0.032	ppb v/v			01/04/19 17:50	1
1,3,5-Trimethylbenzene	ND		0.20	0.065	ppb v/v			01/04/19 17:50	1
1,3-Butadiene	ND		0.40	0.064	ppb v/v			01/04/19 17:50	1
1,3-Dichlorobenzene	ND		0.20	0.065	ppb v/v			01/04/19 17:50	1
1,4-Dichlorobenzene	ND		0.20	0.064	ppb v/v			01/04/19 17:50	1
1,4-Dioxane	ND		0.40	0.080	ppb v/v			01/04/19 17:50	1
2,2,4-Trimethylpentane	ND		0.40	0.039	ppb v/v			01/04/19 17:50	1
2-Chlorotoluene	ND		0.40	0.063	ppb v/v			01/04/19 17:50	1
3-Chloropropene	ND		0.20	0.048	ppb v/v			01/04/19 17:50	1
4-Ethyltoluene	ND		0.40	0.066	ppb v/v			01/04/19 17:50	1
4-Isopropyltoluene	ND		0.20	0.057	ppb v/v			01/04/19 17:50	1
Acetone	**3.4**	**J**	7.5	1.4	ppb v/v			01/04/19 17:50	1
Benzene	**0.15**	**J**	0.20	0.056	ppb v/v			01/04/19 17:50	1
Benzyl chloride	ND		0.40	0.078	ppb v/v			01/04/19 17:50	1
Bromodichloromethane	ND		0.20	0.044	ppb v/v			01/04/19 17:50	1
Bromoethene(Vinyl Bromide)	ND		0.20	0.035	ppb v/v			01/04/19 17:50	1
Bromoform	ND		0.20	0.048	ppb v/v			01/04/19 17:50	1
Bromomethane	ND		0.20	0.032	ppb v/v			01/04/19 17:50	1
Carbon disulfide	**0.033**	**J**	0.40	0.031	ppb v/v			01/04/19 17:50	1
Carbon tetrachloride	**0.078**	**J**	0.20	0.038	ppb v/v			01/04/19 17:50	1
Chlorobenzene	ND		0.20	0.049	ppb v/v			01/04/19 17:50	1
Chloroethane	ND		0.20	0.035	ppb v/v			01/04/19 17:50	1
Chloroform	ND		0.20	0.038	ppb v/v			01/04/19 17:50	1
Chloromethane	**0.59**	**J**	1.0	0.16	ppb v/v			01/04/19 17:50	1
cis-1,2-Dichloroethene	ND		0.20	0.060	ppb v/v			01/04/19 17:50	1
cis-1,3-Dichloropropene	ND		0.40	0.074	ppb v/v			01/04/19 17:50	1
Cumene	ND		0.40	0.060	ppb v/v			01/04/19 17:50	1
Cyclohexane	ND		0.40	0.040	ppb v/v			01/04/19 17:50	1
Dibromochloromethane	ND		0.20	0.042	ppb v/v			01/04/19 17:50	1
Dichlorodifluoromethane	**0.24**		0.20	0.068	ppb v/v			01/04/19 17:50	1
Ethylbenzene	ND		0.20	0.068	ppb v/v			01/04/19 17:50	1
Freon 22	**0.51**		0.20	0.037	ppb v/v			01/04/19 17:50	1
Freon TF	**0.075**	**J**	0.20	0.031	ppb v/v			01/04/19 17:50	1
Hexachlorobutadiene	ND		1.0	0.078	ppb v/v			01/04/19 17:50	1
Isopropyl alcohol	**1.4**		1.2	0.094	ppb v/v			01/04/19 17:50	1
m,p-Xylene	ND		0.20	0.12	ppb v/v			01/04/19 17:50	1
Methyl Butyl Ketone (2-Hexanone)	ND		0.40	0.058	ppb v/v			01/04/19 17:50	1
Methyl Ethyl Ketone	**0.25**	**J**	1.0	0.20	ppb v/v			01/04/19 17:50	1

Client Sample ID: B-102-IA

Lab Sample ID: 140-13857-9

Date Collected: 12/28/18 17:51
Matrix: Air
Date Received: 01/03/19 09:45
Sample Container: Summa Canister 6L

Method: TO-15 - Volatile Organic Compounds in Ambient Air (Continued)

Analyte	Result	Qualifier	RL	MDL	Unit	D	Prepared	Analyzed	Dil Fac
methyl isobutyl ketone	ND		1.0	0.20	ppb v/v			01/04/19 17:50	1
Methyl methacrylate	ND		0.40	0.079	ppb v/v			01/04/19 17:50	1
Methyl tert-butyl ether	ND		1.0	0.17	ppb v/v			01/04/19 17:50	1
Methylene Chloride	**0.46**	**J**	1.0	0.32	ppb v/v			01/04/19 17:50	1
Naphthalene	ND		0.40	0.090	ppb v/v			01/04/19 17:50	1
n-Butane	**1.1**		1.0	0.073	ppb v/v			01/04/19 17:50	1
n-Butylbenzene	ND		0.40	0.046	ppb v/v			01/04/19 17:50	1
n-Heptane	**0.085**	**J**	0.40	0.047	ppb v/v			01/04/19 17:50	1
n-Hexane	**0.17**	**J**	0.40	0.032	ppb v/v			01/04/19 17:50	1
n-Propylbenzene	ND		0.40	0.056	ppb v/v			01/04/19 17:50	1
sec-Butylbenzene	ND		0.40	0.064	ppb v/v			01/04/19 17:50	1
Styrene	ND		0.20	0.058	ppb v/v			01/04/19 17:50	1
tert-Butyl alcohol	**0.061**	**J**	1.0	0.038	ppb v/v			01/04/19 17:50	1
tert-Butylbenzene	ND		0.40	0.066	ppb v/v			01/04/19 17:50	1
Tetrachloroethene	ND		0.20	0.040	ppb v/v			01/04/19 17:50	1
Tetrahydrofuran	ND		1.0	0.063	ppb v/v			01/04/19 17:50	1
Toluene	**0.26**	**J**	1.0	0.12	ppb v/v			01/04/19 17:50	1
trans-1,2-Dichloroethene	ND		0.20	0.050	ppb v/v			01/04/19 17:50	1
trans-1,3-Dichloropropene	ND		0.20	0.048	ppb v/v			01/04/19 17:50	1
Trichloroethene	ND		0.20	0.036	ppb v/v			01/04/19 17:50	1
Trichlorofluoromethane	**0.25**		0.20	0.025	ppb v/v			01/04/19 17:50	1
Vinyl chloride	ND		0.40	0.071	ppb v/v			01/04/19 17:50	1
Xylene (total)	ND		0.40	0.061	ppb v/v			01/04/19 17:50	1
Xylene, o-	ND		0.20	0.061	ppb v/v			01/04/19 17:50	1

Analyte	Result	Qualifier	RL	MDL	Unit	D	Prepared	Analyzed	Dil Fac
1,1,1-Trichloroethane	ND		1.1	0.16	ug/m3			01/04/19 17:50	1
1,1,2,2-Tetrachloroethane	ND		1.4	0.42	ug/m3			01/04/19 17:50	1
1,1,2-Trichloroethane	ND		1.1	0.28	ug/m3			01/04/19 17:50	1
1,1-Dichloroethane	ND		0.81	0.11	ug/m3			01/04/19 17:50	1
1,1-Dichloroethene	ND		0.79	0.13	ug/m3			01/04/19 17:50	1
1,2,4-Trichlorobenzene	ND		7.4	0.73	ug/m3			01/04/19 17:50	1
1,2,4-Trimethylbenzene	ND		0.98	0.31	ug/m3			01/04/19 17:50	1
1,2-Dibromoethane	ND		1.5	0.34	ug/m3			01/04/19 17:50	1
1,2-Dichlorobenzene	ND		2.4	0.42	ug/m3			01/04/19 17:50	1
1,2-Dichloroethane	ND		0.81	0.19	ug/m3			01/04/19 17:50	1
1,2-Dichloroethene, Total	ND		1.6	0.20	ug/m3			01/04/19 17:50	1
1,2-Dichloropropane	ND		0.92	0.24	ug/m3			01/04/19 17:50	1
1,2-Dichlorotetrafluoroethane	ND		1.4	0.22	ug/m3			01/04/19 17:50	1
1,3,5-Trimethylbenzene	ND		0.98	0.32	ug/m3			01/04/19 17:50	1
1,3-Butadiene	ND		0.88	0.14	ug/m3			01/04/19 17:50	1
1,3-Dichlorobenzene	ND		1.2	0.39	ug/m3			01/04/19 17:50	1
1,4-Dichlorobenzene	ND		1.2	0.38	ug/m3			01/04/19 17:50	1
1,4-Dioxane	ND		1.4	0.29	ug/m3			01/04/19 17:50	1
2,2,4-Trimethylpentane	ND		1.9	0.18	ug/m3			01/04/19 17:50	1
2-Chlorotoluene	ND		2.1	0.33	ug/m3			01/04/19 17:50	1
3-Chloropropene	ND		0.63	0.15	ug/m3			01/04/19 17:50	1
4-Ethyltoluene	ND		2.0	0.32	ug/m3			01/04/19 17:50	1
4-Isopropyltoluene	ND		1.1	0.31	ug/m3			01/04/19 17:50	1

Client Sample Results

Client: LaBella Associates DPC
Project/Site: Webster CSD Willink Middle School

TestAmerica Job ID: 140-13857-1

Client Sample ID: B-102-IA

Lab Sample ID: 140-13857-9

Date Collected: 12/28/18 17:51
Matrix: Air
Date Received: 01/03/19 09:45
Sample Container: Summa Canister 6L

Method: TO-15 - Volatile Organic Compounds in Ambient Air (Continued)

Analyte	Result	Qualifier	RL	MDL	Unit	D	Prepared	Analyzed	Dil Fac
Acetone	**8.0**	**J**	18	3.3	ug/m3			01/04/19 17:50	1
Benzene	**0.47**	**J**	0.64	0.18	ug/m3			01/04/19 17:50	1
Benzyl chloride	ND		2.1	0.40	ug/m3			01/04/19 17:50	1
Bromodichloromethane	ND		1.3	0.29	ug/m3			01/04/19 17:50	1
Bromoethene(Vinyl Bromide)	ND		0.87	0.15	ug/m3			01/04/19 17:50	1
Bromoform	ND		2.1	0.50	ug/m3			01/04/19 17:50	1
Bromomethane	ND		0.78	0.12	ug/m3			01/04/19 17:50	1
Carbon disulfide	**0.10**	**J**	1.2	0.097	ug/m3			01/04/19 17:50	1
Carbon tetrachloride	**0.49**	**J**	1.3	0.24	ug/m3			01/04/19 17:50	1
Chlorobenzene	ND		0.92	0.23	ug/m3			01/04/19 17:50	1
Chloroethane	ND		0.53	0.092	ug/m3			01/04/19 17:50	1
Chloroform	ND		0.98	0.19	ug/m3			01/04/19 17:50	1
Chloromethane	**1.2**	**J**	2.1	0.33	ug/m3			01/04/19 17:50	1
cis-1,2-Dichloroethene	ND		0.79	0.24	ug/m3			01/04/19 17:50	1
cis-1,3-Dichloropropene	ND		1.8	0.34	ug/m3			01/04/19 17:50	1
Cumene	ND		2.0	0.29	ug/m3			01/04/19 17:50	1
Cyclohexane	ND		1.4	0.14	ug/m3			01/04/19 17:50	1
Dibromochloromethane	ND		1.7	0.36	ug/m3			01/04/19 17:50	1
Dichlorodifluoromethane	**1.2**		0.99	0.34	ug/m3			01/04/19 17:50	1
Ethylbenzene	ND		0.87	0.30	ug/m3			01/04/19 17:50	1
Freon 22	**1.8**		0.71	0.13	ug/m3			01/04/19 17:50	1
Freon TF	**0.57**	**J**	1.5	0.24	ug/m3			01/04/19 17:50	1
Hexachlorobutadiene	ND		11	0.83	ug/m3			01/04/19 17:50	1
Isopropyl alcohol	**3.4**		2.9	0.23	ug/m3			01/04/19 17:50	1
m,p-Xylene	ND		0.87	0.52	ug/m3			01/04/19 17:50	1
Methyl Butyl Ketone (2-Hexanone)	ND		1.6	0.24	ug/m3			01/04/19 17:50	1
Methyl Ethyl Ketone	**0.74**	**J**	2.9	0.59	ug/m3			01/04/19 17:50	1
methyl isobutyl ketone	ND		4.1	0.80	ug/m3			01/04/19 17:50	1
Methyl methacrylate	ND		1.6	0.32	ug/m3			01/04/19 17:50	1
Methyl tert-butyl ether	ND		3.6	0.61	ug/m3			01/04/19 17:50	1
Methylene Chloride	**1.6**	**J**	3.5	1.1	ug/m3			01/04/19 17:50	1
Naphthalene	ND		2.1	0.47	ug/m3			01/04/19 17:50	1
n-Butane	**2.7**		2.4	0.17	ug/m3			01/04/19 17:50	1
n-Butylbenzene	ND		2.2	0.25	ug/m3			01/04/19 17:50	1
n-Heptane	**0.35**	**J**	1.6	0.19	ug/m3			01/04/19 17:50	1
n-Hexane	**0.60**	**J**	1.4	0.11	ug/m3			01/04/19 17:50	1
n-Propylbenzene	ND		2.0	0.28	ug/m3			01/04/19 17:50	1
sec-Butylbenzene	ND		2.2	0.35	ug/m3			01/04/19 17:50	1
Styrene	ND		0.85	0.25	ug/m3			01/04/19 17:50	1
tert-Butyl alcohol	**0.18**	**J**	3.0	0.12	ug/m3			01/04/19 17:50	1
tert-Butylbenzene	ND		2.2	0.36	ug/m3			01/04/19 17:50	1
Tetrachloroethene	ND		1.4	0.27	ug/m3			01/04/19 17:50	1
Tetrahydrofuran	ND		2.9	0.19	ug/m3			01/04/19 17:50	1
Toluene	**0.97**	**J**	3.8	0.45	ug/m3			01/04/19 17:50	1
trans-1,2-Dichloroethene	ND		0.79	0.20	ug/m3			01/04/19 17:50	1
trans-1,3-Dichloropropene	ND		0.91	0.22	ug/m3			01/04/19 17:50	1
Trichloroethene	ND		1.1	0.19	ug/m3			01/04/19 17:50	1
Trichlorofluoromethane	**1.4**		1.1	0.14	ug/m3			01/04/19 17:50	1

Client Sample Results

Client: LaBella Associates DPC
Project/Site: Webster CSD Willink Middle School

TestAmerica Job ID: 140-13857-1

Client Sample ID: B-102-IA

Lab Sample ID: 140-13857-9
Matrix: Air

Date Collected: 12/28/18 17:51
Date Received: 01/03/19 09:45
Sample Container: Summa Canister 6L

Method: TO-15 - Volatile Organic Compounds in Ambient Air (Continued)

Analyte	Result	Qualifier	RL	MDL	Unit	D	Prepared	Analyzed	Dil Fac
Vinyl chloride	ND		1.0	0.18	ug/m3			01/04/19 17:50	1
Xylene (total)	ND		1.7	0.26	ug/m3			01/04/19 17:50	1
Xylene, o-	ND		0.87	0.26	ug/m3			01/04/19 17:50	1

Client Sample ID: A-111-SS

Lab Sample ID: 140-13857-10
Matrix: Air

Date Collected: 12/28/18 17:53
Date Received: 01/03/19 09:45
Sample Container: Summa Canister 6L

Method: TO-15 - Volatile Organic Compounds in Ambient Air

Analyte	Result	Qualifier	RL	MDL	Unit	D	Prepared	Analyzed	Dil Fac
1,1,1-Trichloroethane	ND		0.20	0.030	ppb v/v			01/05/19 06:31	1
1,1,2,2-Tetrachloroethane	ND		0.20	0.061	ppb v/v			01/05/19 06:31	1
1,1,2-Trichloroethane	ND		0.20	0.052	ppb v/v			01/05/19 06:31	1
1,1-Dichloroethane	ND		0.20	0.026	ppb v/v			01/05/19 06:31	1
1,1-Dichloroethene	ND		0.20	0.034	ppb v/v			01/05/19 06:31	1
1,2,4-Trichlorobenzene	ND		1.0	0.098	ppb v/v			01/05/19 06:31	1
1,2,4-Trimethylbenzene	**0.27**		0.20	0.063	ppb v/v			01/05/19 06:31	1
1,2-Dibromoethane	ND		0.20	0.044	ppb v/v			01/05/19 06:31	1
1,2-Dichlorobenzene	ND		0.40	0.070	ppb v/v			01/05/19 06:31	1
1,2-Dichloroethane	ND		0.20	0.047	ppb v/v			01/05/19 06:31	1
1,2-Dichloroethene, Total	ND		0.40	0.050	ppb v/v			01/05/19 06:31	1
1,2-Dichloropropane	ND		0.20	0.052	ppb v/v			01/05/19 06:31	1
1,2-Dichlorotetrafluoroethane	ND		0.20	0.032	ppb v/v			01/05/19 06:31	1
1,3,5-Trimethylbenzene	**0.081**	**J**	0.20	0.065	ppb v/v			01/05/19 06:31	1
1,3-Butadiene	ND		0.40	0.064	ppb v/v			01/05/19 06:31	1
1,3-Dichlorobenzene	ND		0.20	0.065	ppb v/v			01/05/19 06:31	1
1,4-Dichlorobenzene	ND		0.20	0.064	ppb v/v			01/05/19 06:31	1
1,4-Dioxane	**3.3**		0.40	0.080	ppb v/v			01/05/19 06:31	1
2,2,4-Trimethylpentane	**0.041**	**J**	0.40	0.039	ppb v/v			01/05/19 06:31	1
2-Chlorotoluene	ND		0.40	0.063	ppb v/v			01/05/19 06:31	1
3-Chloropropene	ND		0.20	0.048	ppb v/v			01/05/19 06:31	1
4-Ethyltoluene	**0.087**	**J**	0.40	0.066	ppb v/v			01/05/19 06:31	1
4-Isopropyltoluene	ND		0.20	0.057	ppb v/v			01/05/19 06:31	1
Acetone	**31**		7.5	1.4	ppb v/v			01/05/19 06:31	1
Benzene	**0.31**		0.20	0.056	ppb v/v			01/05/19 06:31	1
Benzyl chloride	ND		0.40	0.078	ppb v/v			01/05/19 06:31	1
Bromodichloromethane	ND		0.20	0.044	ppb v/v			01/05/19 06:31	1
Bromoethene(Vinyl Bromide)	ND		0.20	0.035	ppb v/v			01/05/19 06:31	1
Bromoform	ND		0.20	0.048	ppb v/v			01/05/19 06:31	1
Bromomethane	ND		0.20	0.032	ppb v/v			01/05/19 06:31	1
Carbon disulfide	**0.34**	**J**	0.40	0.031	ppb v/v			01/05/19 06:31	1
Carbon tetrachloride	**0.062**	**J**	0.20	0.038	ppb v/v			01/05/19 06:31	1
Chlorobenzene	ND		0.20	0.049	ppb v/v			01/05/19 06:31	1
Chloroethane	ND		0.20	0.035	ppb v/v			01/05/19 06:31	1
Chloroform	**0.048**	**J**	0.20	0.038	ppb v/v			01/05/19 06:31	1
Chloromethane	**0.35**	**J**	1.0	0.16	ppb v/v			01/05/19 06:31	1
cis-1,2-Dichloroethene	ND		0.20	0.060	ppb v/v			01/05/19 06:31	1

Client Sample Results

Client: LaBella Associates DPC
Project/Site: Webster CSD Willink Middle School

TestAmerica Job ID: 140-13857-1

Client Sample ID: A-111-SS

Lab Sample ID: 140-13857-10

Date Collected: 12/28/18 17:53
Matrix: Air
Date Received: 01/03/19 09:45
Sample Container: Summa Canister 6L

Method: TO-15 - Volatile Organic Compounds in Ambient Air (Continued)

Analyte	Result	Qualifier	RL	MDL	Unit	D	Prepared	Analyzed	Dil Fac
cis-1,3-Dichloropropene	ND		0.40	0.074	ppb v/v			01/05/19 06:31	1
Cumene	ND		0.40	0.060	ppb v/v			01/05/19 06:31	1
Cyclohexane	**0.28**	**J**	0.40	0.040	ppb v/v			01/05/19 06:31	1
Dibromochloromethane	ND		0.20	0.042	ppb v/v			01/05/19 06:31	1
Dichlorodifluoromethane	**0.22**		0.20	0.068	ppb v/v			01/05/19 06:31	1
Ethylbenzene	**0.42**		0.20	0.068	ppb v/v			01/05/19 06:31	1
Freon 22	**0.30**		0.20	0.037	ppb v/v			01/05/19 06:31	1
Freon TF	**0.069**	**J**	0.20	0.031	ppb v/v			01/05/19 06:31	1
Hexachlorobutadiene	ND		1.0	0.078	ppb v/v			01/05/19 06:31	1
Isopropyl alcohol	**9.2**		1.2	0.094	ppb v/v			01/05/19 06:31	1
m,p-Xylene	**1.9**		0.20	0.12	ppb v/v			01/05/19 06:31	1
Methyl Butyl Ketone (2-Hexanone)	**0.097**	**J**	0.40	0.058	ppb v/v			01/05/19 06:31	1
Methyl Ethyl Ketone	**1.6**		1.0	0.20	ppb v/v			01/05/19 06:31	1
methyl isobutyl ketone	ND		1.0	0.20	ppb v/v			01/05/19 06:31	1
Methyl methacrylate	ND		0.40	0.079	ppb v/v			01/05/19 06:31	1
Methyl tert-butyl ether	**0.21**	**J**	1.0	0.17	ppb v/v			01/05/19 06:31	1
Methylene Chloride	**0.47**	**J**	1.0	0.32	ppb v/v			01/05/19 06:31	1
Naphthalene	ND		0.40	0.090	ppb v/v			01/05/19 06:31	1
n-Butane	**1.9**		1.0	0.073	ppb v/v			01/05/19 06:31	1
n-Butylbenzene	**0.048**	**J**	0.40	0.046	ppb v/v			01/05/19 06:31	1
n-Heptane	**0.57**		0.40	0.047	ppb v/v			01/05/19 06:31	1
n-Hexane	**1.3**		0.40	0.032	ppb v/v			01/05/19 06:31	1
n-Propylbenzene	ND		0.40	0.056	ppb v/v			01/05/19 06:31	1
sec-Butylbenzene	ND		0.40	0.064	ppb v/v			01/05/19 06:31	1
Styrene	**0.075**	**J**	0.20	0.058	ppb v/v			01/05/19 06:31	1
tert-Butyl alcohol	**1.1**		1.0	0.038	ppb v/v			01/05/19 06:31	1
tert-Butylbenzene	ND		0.40	0.066	ppb v/v			01/05/19 06:31	1
Tetrachloroethene	ND		0.20	0.040	ppb v/v			01/05/19 06:31	1
Tetrahydrofuran	ND		1.0	0.063	ppb v/v			01/05/19 06:31	1
Toluene	**9.3**		1.0	0.12	ppb v/v			01/05/19 06:31	1
trans-1,2-Dichloroethene	ND		0.20	0.050	ppb v/v			01/05/19 06:31	1
trans-1,3-Dichloropropene	ND		0.20	0.048	ppb v/v			01/05/19 06:31	1
Trichloroethene	ND		0.20	0.036	ppb v/v			01/05/19 06:31	1
Trichlorofluoromethane	**0.22**		0.20	0.025	ppb v/v			01/05/19 06:31	1
Vinyl chloride	ND		0.40	0.071	ppb v/v			01/05/19 06:31	1
Xylene (total)	**2.5**		0.40	0.061	ppb v/v			01/05/19 06:31	1
Xylene, o-	**0.61**		0.20	0.061	ppb v/v			01/05/19 06:31	1

Analyte	Result	Qualifier	RL	MDL	Unit	D	Prepared	Analyzed	Dil Fac
1,1,1-Trichloroethane	ND		1.1	0.16	ug/m3			01/05/19 06:31	1
1,1,2,2-Tetrachloroethane	ND		1.4	0.42	ug/m3			01/05/19 06:31	1
1,1,2-Trichloroethane	ND		1.1	0.28	ug/m3			01/05/19 06:31	1
1,1-Dichloroethane	ND		0.81	0.11	ug/m3			01/05/19 06:31	1
1,1-Dichloroethene	ND		0.79	0.13	ug/m3			01/05/19 06:31	1
1,2,4-Trichlorobenzene	ND		7.4	0.73	ug/m3			01/05/19 06:31	1
1,2,4-Trimethylbenzene	**1.3**		0.98	0.31	ug/m3			01/05/19 06:31	1
1,2-Dibromoethane	ND		1.5	0.34	ug/m3			01/05/19 06:31	1
1,2-Dichlorobenzene	ND		2.4	0.42	ug/m3			01/05/19 06:31	1
1,2-Dichloroethane	ND		0.81	0.19	ug/m3			01/05/19 06:31	1

Client Sample Results

Client: LaBella Associates DPC
Project/Site: Webster CSD Willink Middle School

TestAmerica Job ID: 140-13857-1

Client Sample ID: A-111-SS

Lab Sample ID: 140-13857-10

Date Collected: 12/28/18 17:53
Matrix: Air
Date Received: 01/03/19 09:45
Sample Container: Summa Canister 6L

Method: TO-15 - Volatile Organic Compounds in Ambient Air (Continued)

Analyte	Result	Qualifier	RL	MDL	Unit	D	Prepared	Analyzed	Dil Fac
1,2-Dichloroethene, Total	ND		1.6	0.20	ug/m3			01/05/19 06:31	1
1,2-Dichloropropane	ND		0.92	0.24	ug/m3			01/05/19 06:31	1
1,2-Dichlorotetrafluoroethane	ND		1.4	0.22	ug/m3			01/05/19 06:31	1
1,3,5-Trimethylbenzene	**0.40**	**J**	0.98	0.32	ug/m3			01/05/19 06:31	1
1,3-Butadiene	ND		0.88	0.14	ug/m3			01/05/19 06:31	1
1,3-Dichlorobenzene	ND		1.2	0.39	ug/m3			01/05/19 06:31	1
1,4-Dichlorobenzene	ND		1.2	0.38	ug/m3			01/05/19 06:31	1
1,4-Dioxane	**12**		1.4	0.29	ug/m3			01/05/19 06:31	1
2,2,4-Trimethylpentane	**0.19**	**J**	1.9	0.18	ug/m3			01/05/19 06:31	1
2-Chlorotoluene	ND		2.1	0.33	ug/m3			01/05/19 06:31	1
3-Chloropropene	ND		0.63	0.15	ug/m3			01/05/19 06:31	1
4-Ethyltoluene	**0.43**	**J**	2.0	0.32	ug/m3			01/05/19 06:31	1
4-Isopropyltoluene	ND		1.1	0.31	ug/m3			01/05/19 06:31	1
Acetone	**73**		18	3.3	ug/m3			01/05/19 06:31	1
Benzene	**0.98**		0.64	0.18	ug/m3			01/05/19 06:31	1
Benzyl chloride	ND		2.1	0.40	ug/m3			01/05/19 06:31	1
Bromodichloromethane	ND		1.3	0.29	ug/m3			01/05/19 06:31	1
Bromoethene(Vinyl Bromide)	ND		0.87	0.15	ug/m3			01/05/19 06:31	1
Bromoform	ND		2.1	0.50	ug/m3			01/05/19 06:31	1
Bromomethane	ND		0.78	0.12	ug/m3			01/05/19 06:31	1
Carbon disulfide	**1.1**	**J**	1.2	0.097	ug/m3			01/05/19 06:31	1
Carbon tetrachloride	**0.39**	**J**	1.3	0.24	ug/m3			01/05/19 06:31	1
Chlorobenzene	ND		0.92	0.23	ug/m3			01/05/19 06:31	1
Chloroethane	ND		0.53	0.092	ug/m3			01/05/19 06:31	1
Chloroform	**0.23**	**J**	0.98	0.19	ug/m3			01/05/19 06:31	1
Chloromethane	**0.73**	**J**	2.1	0.33	ug/m3			01/05/19 06:31	1
cis-1,2-Dichloroethene	ND		0.79	0.24	ug/m3			01/05/19 06:31	1
cis-1,3-Dichloropropene	ND		1.8	0.34	ug/m3			01/05/19 06:31	1
Cumene	ND		2.0	0.29	ug/m3			01/05/19 06:31	1
Cyclohexane	**0.95**	**J**	1.4	0.14	ug/m3			01/05/19 06:31	1
Dibromochloromethane	ND		1.7	0.36	ug/m3			01/05/19 06:31	1
Dichlorodifluoromethane	**1.1**		0.99	0.34	ug/m3			01/05/19 06:31	1
Ethylbenzene	**1.8**		0.87	0.30	ug/m3			01/05/19 06:31	1
Freon 22	**1.1**		0.71	0.13	ug/m3			01/05/19 06:31	1
Freon TF	**0.53**	**J**	1.5	0.24	ug/m3			01/05/19 06:31	1
Hexachlorobutadiene	ND		11	0.83	ug/m3			01/05/19 06:31	1
Isopropyl alcohol	**23**		2.9	0.23	ug/m3			01/05/19 06:31	1
m,p-Xylene	**8.4**		0.87	0.52	ug/m3			01/05/19 06:31	1
Methyl Butyl Ketone (2-Hexanone)	**0.40**	**J**	1.6	0.24	ug/m3			01/05/19 06:31	1
Methyl Ethyl Ketone	**4.8**		2.9	0.59	ug/m3			01/05/19 06:31	1
methyl isobutyl ketone	ND		4.1	0.80	ug/m3			01/05/19 06:31	1
Methyl methacrylate	ND		1.6	0.32	ug/m3			01/05/19 06:31	1
Methyl tert-butyl ether	**0.76**	**J**	3.6	0.61	ug/m3			01/05/19 06:31	1
Methylene Chloride	**1.6**	**J**	3.5	1.1	ug/m3			01/05/19 06:31	1
Naphthalene	ND		2.1	0.47	ug/m3			01/05/19 06:31	1
n-Butane	**4.6**		2.4	0.17	ug/m3			01/05/19 06:31	1
n-Butylbenzene	**0.27**	**J**	2.2	0.25	ug/m3			01/05/19 06:31	1
n-Heptane	**2.4**		1.6	0.19	ug/m3			01/05/19 06:31	1

Client Sample Results

Client: LaBella Associates DPC
Project/Site: Webster CSD Willink Middle School

TestAmerica Job ID: 140-13857-1

Client Sample ID: A-111-SS

Lab Sample ID: 140-13857-10

Date Collected: 12/28/18 17:53
Matrix: Air
Date Received: 01/03/19 09:45
Sample Container: Summa Canister 6L

Method: TO-15 - Volatile Organic Compounds in Ambient Air (Continued)

Analyte	Result	Qualifier	RL	MDL	Unit	D	Prepared	Analyzed	Dil Fac
n-Hexane	**4.4**		1.4	0.11	ug/m3			01/05/19 06:31	1
n-Propylbenzene	ND		2.0	0.28	ug/m3			01/05/19 06:31	1
sec-Butylbenzene	ND		2.2	0.35	ug/m3			01/05/19 06:31	1
Styrene	**0.32**	**J**	0.85	0.25	ug/m3			01/05/19 06:31	1
tert-Butyl alcohol	**3.4**		3.0	0.12	ug/m3			01/05/19 06:31	1
tert-Butylbenzene	ND		2.2	0.36	ug/m3			01/05/19 06:31	1
Tetrachloroethene	ND		1.4	0.27	ug/m3			01/05/19 06:31	1
Tetrahydrofuran	ND		2.9	0.19	ug/m3			01/05/19 06:31	1
Toluene	**35**		3.8	0.45	ug/m3			01/05/19 06:31	1
trans-1,2-Dichloroethene	ND		0.79	0.20	ug/m3			01/05/19 06:31	1
trans-1,3-Dichloropropene	ND		0.91	0.22	ug/m3			01/05/19 06:31	1
Trichloroethene	ND		1.1	0.19	ug/m3			01/05/19 06:31	1
Trichlorofluoromethane	**1.2**		1.1	0.14	ug/m3			01/05/19 06:31	1
Vinyl chloride	ND		1.0	0.18	ug/m3			01/05/19 06:31	1
Xylene (total)	**11**		1.7	0.26	ug/m3			01/05/19 06:31	1
Xylene, o-	**2.7**		0.87	0.26	ug/m3			01/05/19 06:31	1

Client Sample ID: A-111-IA

Lab Sample ID: 140-13857-11

Date Collected: 12/28/18 17:02
Matrix: Air
Date Received: 01/03/19 09:45
Sample Container: Summa Canister 6L

Method: TO-15 - Volatile Organic Compounds in Ambient Air

Analyte	Result	Qualifier	RL	MDL	Unit	D	Prepared	Analyzed	Dil Fac
1,1,1-Trichloroethane	ND		0.20	0.030	ppb v/v			01/04/19 18:41	1
1,1,2,2-Tetrachloroethane	ND		0.20	0.061	ppb v/v			01/04/19 18:41	1
1,1,2-Trichloroethane	ND		0.20	0.052	ppb v/v			01/04/19 18:41	1
1,1-Dichloroethane	ND		0.20	0.026	ppb v/v			01/04/19 18:41	1
1,1-Dichloroethene	ND		0.20	0.034	ppb v/v			01/04/19 18:41	1
1,2,4-Trichlorobenzene	ND		1.0	0.098	ppb v/v			01/04/19 18:41	1
1,2,4-Trimethylbenzene	ND		0.20	0.063	ppb v/v			01/04/19 18:41	1
1,2-Dibromoethane	ND		0.20	0.044	ppb v/v			01/04/19 18:41	1
1,2-Dichlorobenzene	ND		0.40	0.070	ppb v/v			01/04/19 18:41	1
1,2-Dichloroethane	ND		0.20	0.047	ppb v/v			01/04/19 18:41	1
1,2-Dichloroethene, Total	ND		0.40	0.050	ppb v/v			01/04/19 18:41	1
1,2-Dichloropropane	ND		0.20	0.052	ppb v/v			01/04/19 18:41	1
1,2-Dichlorotetrafluoroethane	ND		0.20	0.032	ppb v/v			01/04/19 18:41	1
1,3,5-Trimethylbenzene	ND		0.20	0.065	ppb v/v			01/04/19 18:41	1
1,3-Butadiene	ND		0.40	0.064	ppb v/v			01/04/19 18:41	1
1,3-Dichlorobenzene	ND		0.20	0.065	ppb v/v			01/04/19 18:41	1
1,4-Dichlorobenzene	ND		0.20	0.064	ppb v/v			01/04/19 18:41	1
1,4-Dioxane	ND		0.40	0.080	ppb v/v			01/04/19 18:41	1
2,2,4-Trimethylpentane	ND		0.40	0.039	ppb v/v			01/04/19 18:41	1
2-Chlorotoluene	ND		0.40	0.063	ppb v/v			01/04/19 18:41	1
3-Chloropropene	ND		0.20	0.048	ppb v/v			01/04/19 18:41	1
4-Ethyltoluene	ND		0.40	0.066	ppb v/v			01/04/19 18:41	1
4-Isopropyltoluene	ND		0.20	0.057	ppb v/v			01/04/19 18:41	1
Acetone	**8.1**	**CI**	7.5	1.4	ppb v/v			01/04/19 18:41	1

Client Sample Results

Client: LaBella Associates DPC
Project/Site: Webster CSD Willink Middle School

TestAmerica Job ID: 140-13857-1

Client Sample ID: A-111-IA

Lab Sample ID: 140-13857-11

Date Collected: 12/28/18 17:02
Matrix: Air
Date Received: 01/03/19 09:45
Sample Container: Summa Canister 6L

Method: TO-15 - Volatile Organic Compounds in Ambient Air (Continued)

Analyte	Result	Qualifier	RL	MDL	Unit	D	Prepared	Analyzed	Dil Fac
Benzene	**0.081**	**J**	0.20	0.056	ppb v/v			01/04/19 18:41	1
Benzyl chloride	ND		0.40	0.078	ppb v/v			01/04/19 18:41	1
Bromodichloromethane	ND		0.20	0.044	ppb v/v			01/04/19 18:41	1
Bromoethene(Vinyl Bromide)	ND		0.20	0.035	ppb v/v			01/04/19 18:41	1
Bromoform	ND		0.20	0.048	ppb v/v			01/04/19 18:41	1
Bromomethane	ND		0.20	0.032	ppb v/v			01/04/19 18:41	1
Carbon disulfide	**0.048**	**J**	0.40	0.031	ppb v/v			01/04/19 18:41	1
Carbon tetrachloride	**0.075**	**J**	0.20	0.038	ppb v/v			01/04/19 18:41	1
Chlorobenzene	ND		0.20	0.049	ppb v/v			01/04/19 18:41	1
Chloroethane	ND		0.20	0.035	ppb v/v			01/04/19 18:41	1
Chloroform	ND		0.20	0.038	ppb v/v			01/04/19 18:41	1
Chloromethane	**0.50**	**J**	1.0	0.16	ppb v/v			01/04/19 18:41	1
cis-1,2-Dichloroethene	ND		0.20	0.060	ppb v/v			01/04/19 18:41	1
cis-1,3-Dichloropropene	ND		0.40	0.074	ppb v/v			01/04/19 18:41	1
Cumene	ND		0.40	0.060	ppb v/v			01/04/19 18:41	1
Cyclohexane	ND		0.40	0.040	ppb v/v			01/04/19 18:41	1
Dibromochloromethane	ND		0.20	0.042	ppb v/v			01/04/19 18:41	1
Dichlorodifluoromethane	**0.21**		0.20	0.068	ppb v/v			01/04/19 18:41	1
Ethylbenzene	ND		0.20	0.068	ppb v/v			01/04/19 18:41	1
Freon 22	**0.44**		0.20	0.037	ppb v/v			01/04/19 18:41	1
Freon TF	**0.067**	**J**	0.20	0.031	ppb v/v			01/04/19 18:41	1
Hexachlorobutadiene	ND		1.0	0.078	ppb v/v			01/04/19 18:41	1
Isopropyl alcohol	**4.8**		1.2	0.094	ppb v/v			01/04/19 18:41	1
m,p-Xylene	ND		0.20	0.12	ppb v/v			01/04/19 18:41	1
Methyl Butyl Ketone (2-Hexanone)	ND		0.40	0.058	ppb v/v			01/04/19 18:41	1
Methyl Ethyl Ketone	**0.46**	**J**	1.0	0.20	ppb v/v			01/04/19 18:41	1
methyl isobutyl ketone	ND		1.0	0.20	ppb v/v			01/04/19 18:41	1
Methyl methacrylate	ND		0.40	0.079	ppb v/v			01/04/19 18:41	1
Methyl tert-butyl ether	ND		1.0	0.17	ppb v/v			01/04/19 18:41	1
Methylene Chloride	**0.46**	**J**	1.0	0.32	ppb v/v			01/04/19 18:41	1
Naphthalene	ND		0.40	0.090	ppb v/v			01/04/19 18:41	1
n-Butane	**1.3**		1.0	0.073	ppb v/v			01/04/19 18:41	1
n-Butylbenzene	ND		0.40	0.046	ppb v/v			01/04/19 18:41	1
n-Heptane	ND		0.40	0.047	ppb v/v			01/04/19 18:41	1
n-Hexane	**0.11**	**J**	0.40	0.032	ppb v/v			01/04/19 18:41	1
n-Propylbenzene	ND		0.40	0.056	ppb v/v			01/04/19 18:41	1
sec-Butylbenzene	ND		0.40	0.064	ppb v/v			01/04/19 18:41	1
Styrene	ND		0.20	0.058	ppb v/v			01/04/19 18:41	1
tert-Butyl alcohol	**0.12**	**J**	1.0	0.038	ppb v/v			01/04/19 18:41	1
tert-Butylbenzene	ND		0.40	0.066	ppb v/v			01/04/19 18:41	1
Tetrachloroethene	ND		0.20	0.040	ppb v/v			01/04/19 18:41	1
Tetrahydrofuran	ND		1.0	0.063	ppb v/v			01/04/19 18:41	1
Toluene	ND		1.0	0.12	ppb v/v			01/04/19 18:41	1
trans-1,2-Dichloroethene	ND		0.20	0.050	ppb v/v			01/04/19 18:41	1
trans-1,3-Dichloropropene	ND		0.20	0.048	ppb v/v			01/04/19 18:41	1
Trichloroethene	ND		0.20	0.036	ppb v/v			01/04/19 18:41	1
Trichlorofluoromethane	**0.25**		0.20	0.025	ppb v/v			01/04/19 18:41	1
Vinyl chloride	ND		0.40	0.071	ppb v/v			01/04/19 18:41	1

Client Sample Results

Client: LaBella Associates DPC
Project/Site: Webster CSD Willink Middle School

TestAmerica Job ID: 140-13857-1

Client Sample ID: A-111-IA

Lab Sample ID: 140-13857-11

Date Collected: 12/28/18 17:02
Matrix: Air
Date Received: 01/03/19 09:45
Sample Container: Summa Canister 6L

Method: TO-15 - Volatile Organic Compounds in Ambient Air (Continued)

Analyte	Result	Qualifier	RL	MDL	Unit	D	Prepared	Analyzed	Dil Fac
Xylene (total)	ND		0.40	0.061	ppb v/v			01/04/19 18:41	1
Xylene, o-	ND		0.20	0.061	ppb v/v			01/04/19 18:41	1

Analyte	Result	Qualifier	RL	MDL	Unit	D	Prepared	Analyzed	Dil Fac
1,1,1-Trichloroethane	ND		1.1	0.16	ug/m3			01/04/19 18:41	1
1,1,2,2-Tetrachloroethane	ND		1.4	0.42	ug/m3			01/04/19 18:41	1
1,1,2-Trichloroethane	ND		1.1	0.28	ug/m3			01/04/19 18:41	1
1,1-Dichloroethane	ND		0.81	0.11	ug/m3			01/04/19 18:41	1
1,1-Dichloroethene	ND		0.79	0.13	ug/m3			01/04/19 18:41	1
1,2,4-Trichlorobenzene	ND		7.4	0.73	ug/m3			01/04/19 18:41	1
1,2,4-Trimethylbenzene	ND		0.98	0.31	ug/m3			01/04/19 18:41	1
1,2-Dibromoethane	ND		1.5	0.34	ug/m3			01/04/19 18:41	1
1,2-Dichlorobenzene	ND		2.4	0.42	ug/m3			01/04/19 18:41	1
1,2-Dichloroethane	ND		0.81	0.19	ug/m3			01/04/19 18:41	1
1,2-Dichloroethene, Total	ND		1.6	0.20	ug/m3			01/04/19 18:41	1
1,2-Dichloropropane	ND		0.92	0.24	ug/m3			01/04/19 18:41	1
1,2-Dichlorotetrafluoroethane	ND		1.4	0.22	ug/m3			01/04/19 18:41	1
1,3,5-Trimethylbenzene	ND		0.98	0.32	ug/m3			01/04/19 18:41	1
1,3-Butadiene	ND		0.88	0.14	ug/m3			01/04/19 18:41	1
1,3-Dichlorobenzene	ND		1.2	0.39	ug/m3			01/04/19 18:41	1
1,4-Dichlorobenzene	ND		1.2	0.38	ug/m3			01/04/19 18:41	1
1,4-Dioxane	ND		1.4	0.29	ug/m3			01/04/19 18:41	1
2,2,4-Trimethylpentane	ND		1.9	0.18	ug/m3			01/04/19 18:41	1
2-Chlorotoluene	ND		2.1	0.33	ug/m3			01/04/19 18:41	1
3-Chloropropene	ND		0.63	0.15	ug/m3			01/04/19 18:41	1
4-Ethyltoluene	ND		2.0	0.32	ug/m3			01/04/19 18:41	1
4-Isopropyltoluene	ND		1.1	0.31	ug/m3			01/04/19 18:41	1
Acetone	**19**	**CI**	18	3.3	ug/m3			01/04/19 18:41	1
Benzene	**0.26**	**J**	0.64	0.18	ug/m3			01/04/19 18:41	1
Benzyl chloride	ND		2.1	0.40	ug/m3			01/04/19 18:41	1
Bromodichloromethane	ND		1.3	0.29	ug/m3			01/04/19 18:41	1
Bromoethene(Vinyl Bromide)	ND		0.87	0.15	ug/m3			01/04/19 18:41	1
Bromoform	ND		2.1	0.50	ug/m3			01/04/19 18:41	1
Bromomethane	ND		0.78	0.12	ug/m3			01/04/19 18:41	1
Carbon disulfide	**0.15**	**J**	1.2	0.097	ug/m3			01/04/19 18:41	1
Carbon tetrachloride	**0.47**	**J**	1.3	0.24	ug/m3			01/04/19 18:41	1
Chlorobenzene	ND		0.92	0.23	ug/m3			01/04/19 18:41	1
Chloroethane	ND		0.53	0.092	ug/m3			01/04/19 18:41	1
Chloroform	ND		0.98	0.19	ug/m3			01/04/19 18:41	1
Chloromethane	**1.0**	**J**	2.1	0.33	ug/m3			01/04/19 18:41	1
cis-1,2-Dichloroethene	ND		0.79	0.24	ug/m3			01/04/19 18:41	1
cis-1,3-Dichloropropene	ND		1.8	0.34	ug/m3			01/04/19 18:41	1
Cumene	ND		2.0	0.29	ug/m3			01/04/19 18:41	1
Cyclohexane	ND		1.4	0.14	ug/m3			01/04/19 18:41	1
Dibromochloromethane	ND		1.7	0.36	ug/m3			01/04/19 18:41	1
Dichlorodifluoromethane	**1.1**		0.99	0.34	ug/m3			01/04/19 18:41	1
Ethylbenzene	ND		0.87	0.30	ug/m3			01/04/19 18:41	1
Freon 22	**1.5**		0.71	0.13	ug/m3			01/04/19 18:41	1
Freon TF	**0.51**	**J**	1.5	0.24	ug/m3			01/04/19 18:41	1

Client Sample ID: A-111-IA

Lab Sample ID: 140-13857-11

Date Collected: 12/28/18 17:02
Matrix: Air
Date Received: 01/03/19 09:45
Sample Container: Summa Canister 6L

Method: TO-15 - Volatile Organic Compounds in Ambient Air (Continued)

Analyte	Result	Qualifier	RL	MDL	Unit	D	Prepared	Analyzed	Dil Fac
Hexachlorobutadiene	ND		11	0.83	ug/m3			01/04/19 18:41	1
Isopropyl alcohol	**12**		2.9	0.23	ug/m3			01/04/19 18:41	1
m,p-Xylene	ND		0.87	0.52	ug/m3			01/04/19 18:41	1
Methyl Butyl Ketone (2-Hexanone)	ND		1.6	0.24	ug/m3			01/04/19 18:41	1
Methyl Ethyl Ketone	**1.4**	**J**	2.9	0.59	ug/m3			01/04/19 18:41	1
methyl isobutyl ketone	ND		4.1	0.80	ug/m3			01/04/19 18:41	1
Methyl methacrylate	ND		1.6	0.32	ug/m3			01/04/19 18:41	1
Methyl tert-butyl ether	ND		3.6	0.61	ug/m3			01/04/19 18:41	1
Methylene Chloride	**1.6**	**J**	3.5	1.1	ug/m3			01/04/19 18:41	1
Naphthalene	ND		2.1	0.47	ug/m3			01/04/19 18:41	1
n-Butane	**3.2**		2.4	0.17	ug/m3			01/04/19 18:41	1
n-Butylbenzene	ND		2.2	0.25	ug/m3			01/04/19 18:41	1
n-Heptane	ND		1.6	0.19	ug/m3			01/04/19 18:41	1
n-Hexane	**0.40**	**J**	1.4	0.11	ug/m3			01/04/19 18:41	1
n-Propylbenzene	ND		2.0	0.28	ug/m3			01/04/19 18:41	1
sec-Butylbenzene	ND		2.2	0.35	ug/m3			01/04/19 18:41	1
Styrene	ND		0.85	0.25	ug/m3			01/04/19 18:41	1
tert-Butyl alcohol	**0.36**	**J**	3.0	0.12	ug/m3			01/04/19 18:41	1
tert-Butylbenzene	ND		2.2	0.36	ug/m3			01/04/19 18:41	1
Tetrachloroethene	ND		1.4	0.27	ug/m3			01/04/19 18:41	1
Tetrahydrofuran	ND		2.9	0.19	ug/m3			01/04/19 18:41	1
Toluene	ND		3.8	0.45	ug/m3			01/04/19 18:41	1
trans-1,2-Dichloroethene	ND		0.79	0.20	ug/m3			01/04/19 18:41	1
trans-1,3-Dichloropropene	ND		0.91	0.22	ug/m3			01/04/19 18:41	1
Trichloroethene	ND		1.1	0.19	ug/m3			01/04/19 18:41	1
Trichlorofluoromethane	**1.4**		1.1	0.14	ug/m3			01/04/19 18:41	1
Vinyl chloride	ND		1.0	0.18	ug/m3			01/04/19 18:41	1
Xylene (total)	ND		1.7	0.26	ug/m3			01/04/19 18:41	1
Xylene, o-	ND		0.87	0.26	ug/m3			01/04/19 18:41	1

Client Sample ID: F-109-SS

Lab Sample ID: 140-13857-12

Date Collected: 12/28/18 17:06
Matrix: Air
Date Received: 01/03/19 09:45
Sample Container: Summa Canister 6L

Method: TO-15 - Volatile Organic Compounds in Ambient Air

Analyte	Result	Qualifier	RL	MDL	Unit	D	Prepared	Analyzed	Dil Fac
1,1,1-Trichloroethane	ND		0.20	0.030	ppb v/v			01/05/19 07:22	1
1,1,2,2-Tetrachloroethane	ND		0.20	0.061	ppb v/v			01/05/19 07:22	1
1,1,2-Trichloroethane	ND		0.20	0.052	ppb v/v			01/05/19 07:22	1
1,1-Dichloroethane	ND		0.20	0.026	ppb v/v			01/05/19 07:22	1
1,1-Dichloroethene	ND		0.20	0.034	ppb v/v			01/05/19 07:22	1
1,2,4-Trichlorobenzene	ND		1.0	0.098	ppb v/v			01/05/19 07:22	1
1,2,4-Trimethylbenzene	**0.15**	**J**	0.20	0.063	ppb v/v			01/05/19 07:22	1
1,2-Dibromoethane	ND		0.20	0.044	ppb v/v			01/05/19 07:22	1
1,2-Dichlorobenzene	ND		0.40	0.070	ppb v/v			01/05/19 07:22	1
1,2-Dichloroethane	**0.055**	**J**	0.20	0.047	ppb v/v			01/05/19 07:22	1
1,2-Dichloroethene, Total	ND		0.40	0.050	ppb v/v			01/05/19 07:22	1

Client Sample Results

Client: LaBella Associates DPC
Project/Site: Webster CSD Willink Middle School

TestAmerica Job ID: 140-13857-1

Client Sample ID: F-109-SS

Lab Sample ID: 140-13857-12

Date Collected: 12/28/18 17:06
Matrix: Air
Date Received: 01/03/19 09:45
Sample Container: Summa Canister 6L

Method: TO-15 - Volatile Organic Compounds in Ambient Air (Continued)

Analyte	Result	Qualifier	RL	MDL	Unit	D	Prepared	Analyzed	Dil Fac
1,2-Dichloropropane	ND		0.20	0.052	ppb v/v			01/05/19 07:22	1
1,2-Dichlorotetrafluoroethane	ND		0.20	0.032	ppb v/v			01/05/19 07:22	1
1,3,5-Trimethylbenzene	ND		0.20	0.065	ppb v/v			01/05/19 07:22	1
1,3-Butadiene	ND		0.40	0.064	ppb v/v			01/05/19 07:22	1
1,3-Dichlorobenzene	ND		0.20	0.065	ppb v/v			01/05/19 07:22	1
1,4-Dichlorobenzene	ND		0.20	0.064	ppb v/v			01/05/19 07:22	1
1,4-Dioxane	ND		0.40	0.080	ppb v/v			01/05/19 07:22	1
2,2,4-Trimethylpentane	**0.041**	**J**	0.40	0.039	ppb v/v			01/05/19 07:22	1
2-Chlorotoluene	ND		0.40	0.063	ppb v/v			01/05/19 07:22	1
3-Chloropropene	ND		0.20	0.048	ppb v/v			01/05/19 07:22	1
4-Ethyltoluene	**0.10**	**J**	0.40	0.066	ppb v/v			01/05/19 07:22	1
4-Isopropyltoluene	ND		0.20	0.057	ppb v/v			01/05/19 07:22	1
Acetone	**22**	**CI**	7.5	1.4	ppb v/v			01/05/19 07:22	1
Benzene	**0.41**		0.20	0.056	ppb v/v			01/05/19 07:22	1
Benzyl chloride	ND		0.40	0.078	ppb v/v			01/05/19 07:22	1
Bromodichloromethane	ND		0.20	0.044	ppb v/v			01/05/19 07:22	1
Bromoethene(Vinyl Bromide)	ND		0.20	0.035	ppb v/v			01/05/19 07:22	1
Bromoform	ND		0.20	0.048	ppb v/v			01/05/19 07:22	1
Bromomethane	ND		0.20	0.032	ppb v/v			01/05/19 07:22	1
Carbon disulfide	**0.17**	**J**	0.40	0.031	ppb v/v			01/05/19 07:22	1
Carbon tetrachloride	**0.068**	**J**	0.20	0.038	ppb v/v			01/05/19 07:22	1
Chlorobenzene	ND		0.20	0.049	ppb v/v			01/05/19 07:22	1
Chloroethane	ND		0.20	0.035	ppb v/v			01/05/19 07:22	1
Chloroform	ND		0.20	0.038	ppb v/v			01/05/19 07:22	1
Chloromethane	**0.50**	**J**	1.0	0.16	ppb v/v			01/05/19 07:22	1
cis-1,2-Dichloroethene	ND		0.20	0.060	ppb v/v			01/05/19 07:22	1
cis-1,3-Dichloropropene	ND		0.40	0.074	ppb v/v			01/05/19 07:22	1
Cumene	ND		0.40	0.060	ppb v/v			01/05/19 07:22	1
Cyclohexane	**0.44**		0.40	0.040	ppb v/v			01/05/19 07:22	1
Dibromochloromethane	ND		0.20	0.042	ppb v/v			01/05/19 07:22	1
Dichlorodifluoromethane	**0.23**		0.20	0.068	ppb v/v			01/05/19 07:22	1
Ethylbenzene	**0.24**		0.20	0.068	ppb v/v			01/05/19 07:22	1
Freon 22	**0.41**		0.20	0.037	ppb v/v			01/05/19 07:22	1
Freon TF	**0.069**	**J**	0.20	0.031	ppb v/v			01/05/19 07:22	1
Hexachlorobutadiene	ND		1.0	0.078	ppb v/v			01/05/19 07:22	1
Isopropyl alcohol	**3.9**		1.2	0.094	ppb v/v			01/05/19 07:22	1
m,p-Xylene	**1.0**		0.20	0.12	ppb v/v			01/05/19 07:22	1
Methyl Butyl Ketone (2-Hexanone)	**0.28**	**J**	0.40	0.058	ppb v/v			01/05/19 07:22	1
Methyl Ethyl Ketone	**2.2**		1.0	0.20	ppb v/v			01/05/19 07:22	1
methyl isobutyl ketone	ND		1.0	0.20	ppb v/v			01/05/19 07:22	1
Methyl methacrylate	ND		0.40	0.079	ppb v/v			01/05/19 07:22	1
Methyl tert-butyl ether	ND		1.0	0.17	ppb v/v			01/05/19 07:22	1
Methylene Chloride	**0.54**	**J**	1.0	0.32	ppb v/v			01/05/19 07:22	1
Naphthalene	ND		0.40	0.090	ppb v/v			01/05/19 07:22	1
n-Butane	**2.3**		1.0	0.073	ppb v/v			01/05/19 07:22	1
n-Butylbenzene	ND		0.40	0.046	ppb v/v			01/05/19 07:22	1
n-Heptane	**0.75**		0.40	0.047	ppb v/v			01/05/19 07:22	1
n-Hexane	**1.1**		0.40	0.032	ppb v/v			01/05/19 07:22	1

Client Sample ID: F-109-SS

Lab Sample ID: 140-13857-12

Date Collected: 12/28/18 17:06
Matrix: Air
Date Received: 01/03/19 09:45
Sample Container: Summa Canister 6L

Method: TO-15 - Volatile Organic Compounds in Ambient Air (Continued)

Analyte	Result	Qualifier	RL	MDL	Unit	D	Prepared	Analyzed	Dil Fac
n-Propylbenzene	ND		0.40	0.056	ppb v/v			01/05/19 07:22	1
sec-Butylbenzene	ND		0.40	0.064	ppb v/v			01/05/19 07:22	1
Styrene	ND		0.20	0.058	ppb v/v			01/05/19 07:22	1
tert-Butyl alcohol	**0.60**	**J**	1.0	0.038	ppb v/v			01/05/19 07:22	1
tert-Butylbenzene	ND		0.40	0.066	ppb v/v			01/05/19 07:22	1
Tetrachloroethene	ND		0.20	0.040	ppb v/v			01/05/19 07:22	1
Tetrahydrofuran	ND		1.0	0.063	ppb v/v			01/05/19 07:22	1
Toluene	**5.5**		1.0	0.12	ppb v/v			01/05/19 07:22	1
trans-1,2-Dichloroethene	ND		0.20	0.050	ppb v/v			01/05/19 07:22	1
trans-1,3-Dichloropropene	ND		0.20	0.048	ppb v/v			01/05/19 07:22	1
Trichloroethene	ND		0.20	0.036	ppb v/v			01/05/19 07:22	1
Trichlorofluoromethane	**0.25**		0.20	0.025	ppb v/v			01/05/19 07:22	1
Vinyl chloride	ND		0.40	0.071	ppb v/v			01/05/19 07:22	1
Xylene (total)	**1.3**		0.40	0.061	ppb v/v			01/05/19 07:22	1
Xylene, o-	**0.32**		0.20	0.061	ppb v/v			01/05/19 07:22	1

Analyte	Result	Qualifier	RL	MDL	Unit	D	Prepared	Analyzed	Dil Fac
1,1,1-Trichloroethane	ND		1.1	0.16	ug/m3			01/05/19 07:22	1
1,1,2,2-Tetrachloroethane	ND		1.4	0.42	ug/m3			01/05/19 07:22	1
1,1,2-Trichloroethane	ND		1.1	0.28	ug/m3			01/05/19 07:22	1
1,1-Dichloroethane	ND		0.81	0.11	ug/m3			01/05/19 07:22	1
1,1-Dichloroethene	ND		0.79	0.13	ug/m3			01/05/19 07:22	1
1,2,4-Trichlorobenzene	ND		7.4	0.73	ug/m3			01/05/19 07:22	1
1,2,4-Trimethylbenzene	**0.73**	**J**	0.98	0.31	ug/m3			01/05/19 07:22	1
1,2-Dibromoethane	ND		1.5	0.34	ug/m3			01/05/19 07:22	1
1,2-Dichlorobenzene	ND		2.4	0.42	ug/m3			01/05/19 07:22	1
1,2-Dichloroethane	**0.22**	**J**	0.81	0.19	ug/m3			01/05/19 07:22	1
1,2-Dichloroethene, Total	ND		1.6	0.20	ug/m3			01/05/19 07:22	1
1,2-Dichloropropane	ND		0.92	0.24	ug/m3			01/05/19 07:22	1
1,2-Dichlorotetrafluoroethane	ND		1.4	0.22	ug/m3			01/05/19 07:22	1
1,3,5-Trimethylbenzene	ND		0.98	0.32	ug/m3			01/05/19 07:22	1
1,3-Butadiene	ND		0.88	0.14	ug/m3			01/05/19 07:22	1
1,3-Dichlorobenzene	ND		1.2	0.39	ug/m3			01/05/19 07:22	1
1,4-Dichlorobenzene	ND		1.2	0.38	ug/m3			01/05/19 07:22	1
1,4-Dioxane	ND		1.4	0.29	ug/m3			01/05/19 07:22	1
2,2,4-Trimethylpentane	**0.19**	**J**	1.9	0.18	ug/m3			01/05/19 07:22	1
2-Chlorotoluene	ND		2.1	0.33	ug/m3			01/05/19 07:22	1
3-Chloropropene	ND		0.63	0.15	ug/m3			01/05/19 07:22	1
4-Ethyltoluene	**0.51**	**J**	2.0	0.32	ug/m3			01/05/19 07:22	1
4-Isopropyltoluene	ND		1.1	0.31	ug/m3			01/05/19 07:22	1
Acetone	**51**	**CI**	18	3.3	ug/m3			01/05/19 07:22	1
Benzene	**1.3**		0.64	0.18	ug/m3			01/05/19 07:22	1
Benzyl chloride	ND		2.1	0.40	ug/m3			01/05/19 07:22	1
Bromodichloromethane	ND		1.3	0.29	ug/m3			01/05/19 07:22	1
Bromoethene(Vinyl Bromide)	ND		0.87	0.15	ug/m3			01/05/19 07:22	1
Bromoform	ND		2.1	0.50	ug/m3			01/05/19 07:22	1
Bromomethane	ND		0.78	0.12	ug/m3			01/05/19 07:22	1
Carbon disulfide	**0.54**	**J**	1.2	0.097	ug/m3			01/05/19 07:22	1
Carbon tetrachloride	**0.42**	**J**	1.3	0.24	ug/m3			01/05/19 07:22	1

Client Sample Results

Client: LaBella Associates DPC
Project/Site: Webster CSD Willink Middle School

TestAmerica Job ID: 140-13857-1

Client Sample ID: F-109-SS

Lab Sample ID: 140-13857-12

Date Collected: 12/28/18 17:06
Matrix: Air
Date Received: 01/03/19 09:45
Sample Container: Summa Canister 6L

Method: TO-15 - Volatile Organic Compounds in Ambient Air (Continued)

Analyte	Result	Qualifier	RL	MDL	Unit	D	Prepared	Analyzed	Dil Fac
Chlorobenzene	ND		0.92	0.23	ug/m3			01/05/19 07:22	1
Chloroethane	ND		0.53	0.092	ug/m3			01/05/19 07:22	1
Chloroform	ND		0.98	0.19	ug/m3			01/05/19 07:22	1
Chloromethane	**1.0**	**J**	2.1	0.33	ug/m3			01/05/19 07:22	1
cis-1,2-Dichloroethene	ND		0.79	0.24	ug/m3			01/05/19 07:22	1
cis-1,3-Dichloropropene	ND		1.8	0.34	ug/m3			01/05/19 07:22	1
Cumene	ND		2.0	0.29	ug/m3			01/05/19 07:22	1
Cyclohexane	**1.5**		1.4	0.14	ug/m3			01/05/19 07:22	1
Dibromochloromethane	ND		1.7	0.36	ug/m3			01/05/19 07:22	1
Dichlorodifluoromethane	**1.2**		0.99	0.34	ug/m3			01/05/19 07:22	1
Ethylbenzene	**1.1**		0.87	0.30	ug/m3			01/05/19 07:22	1
Freon 22	**1.4**		0.71	0.13	ug/m3			01/05/19 07:22	1
Freon TF	**0.53**	**J**	1.5	0.24	ug/m3			01/05/19 07:22	1
Hexachlorobutadiene	ND		11	0.83	ug/m3			01/05/19 07:22	1
Isopropyl alcohol	**9.6**		2.9	0.23	ug/m3			01/05/19 07:22	1
m,p-Xylene	**4.4**		0.87	0.52	ug/m3			01/05/19 07:22	1
Methyl Butyl Ketone (2-Hexanone)	**1.2**	**J**	1.6	0.24	ug/m3			01/05/19 07:22	1
Methyl Ethyl Ketone	**6.6**		2.9	0.59	ug/m3			01/05/19 07:22	1
methyl isobutyl ketone	ND		4.1	0.80	ug/m3			01/05/19 07:22	1
Methyl methacrylate	ND		1.6	0.32	ug/m3			01/05/19 07:22	1
Methyl tert-butyl ether	ND		3.6	0.61	ug/m3			01/05/19 07:22	1
Methylene Chloride	**1.9**	**J**	3.5	1.1	ug/m3			01/05/19 07:22	1
Naphthalene	ND		2.1	0.47	ug/m3			01/05/19 07:22	1
n-Butane	**5.4**		2.4	0.17	ug/m3			01/05/19 07:22	1
n-Butylbenzene	ND		2.2	0.25	ug/m3			01/05/19 07:22	1
n-Heptane	**3.1**		1.6	0.19	ug/m3			01/05/19 07:22	1
n-Hexane	**4.0**		1.4	0.11	ug/m3			01/05/19 07:22	1
n-Propylbenzene	ND		2.0	0.28	ug/m3			01/05/19 07:22	1
sec-Butylbenzene	ND		2.2	0.35	ug/m3			01/05/19 07:22	1
Styrene	ND		0.85	0.25	ug/m3			01/05/19 07:22	1
tert-Butyl alcohol	**1.8**	**J**	3.0	0.12	ug/m3			01/05/19 07:22	1
tert-Butylbenzene	ND		2.2	0.36	ug/m3			01/05/19 07:22	1
Tetrachloroethene	ND		1.4	0.27	ug/m3			01/05/19 07:22	1
Tetrahydrofuran	ND		2.9	0.19	ug/m3			01/05/19 07:22	1
Toluene	**21**		3.8	0.45	ug/m3			01/05/19 07:22	1
trans-1,2-Dichloroethene	ND		0.79	0.20	ug/m3			01/05/19 07:22	1
trans-1,3-Dichloropropene	ND		0.91	0.22	ug/m3			01/05/19 07:22	1
Trichloroethene	ND		1.1	0.19	ug/m3			01/05/19 07:22	1
Trichlorofluoromethane	**1.4**		1.1	0.14	ug/m3			01/05/19 07:22	1
Vinyl chloride	ND		1.0	0.18	ug/m3			01/05/19 07:22	1
Xylene (total)	**5.7**		1.7	0.26	ug/m3			01/05/19 07:22	1
Xylene, o-	**1.4**		0.87	0.26	ug/m3			01/05/19 07:22	1

Client Sample Results

Client: LaBella Associates DPC
Project/Site: Webster CSD Willink Middle School

TestAmerica Job ID: 140-13857-1

Client Sample ID: F-109-IA

Date Collected: 12/28/18 17:56
Date Received: 01/03/19 09:45

Lab Sample ID: 140-13857-13

Matrix: Air

Method: TO-15 - Volatile Organic Compounds in Ambient Air

Analyte	Result	Qualifier	RL	MDL	Unit	D	Prepared	Analyzed	Dil Fac
1,1,1-Trichloroethane	ND		0.20	0.030	ppb v/v			01/04/19 19:32	1
1,1,2,2-Tetrachloroethane	ND		0.20	0.061	ppb v/v			01/04/19 19:32	1
1,1,2-Trichloroethane	ND		0.20	0.052	ppb v/v			01/04/19 19:32	1
1,1-Dichloroethane	ND		0.20	0.026	ppb v/v			01/04/19 19:32	1
1,1-Dichloroethene	ND		0.20	0.034	ppb v/v			01/04/19 19:32	1
1,2,4-Trichlorobenzene	ND		1.0	0.098	ppb v/v			01/04/19 19:32	1
1,2,4-Trimethylbenzene	ND		0.20	0.063	ppb v/v			01/04/19 19:32	1
1,2-Dibromoethane	ND		0.20	0.044	ppb v/v			01/04/19 19:32	1
1,2-Dichlorobenzene	ND		0.40	0.070	ppb v/v			01/04/19 19:32	1
1,2-Dichloroethane	**0.060**	**J**	0.20	0.047	ppb v/v			01/04/19 19:32	1
1,2-Dichloroethene, Total	ND		0.40	0.050	ppb v/v			01/04/19 19:32	1
1,2-Dichloropropane	ND		0.20	0.052	ppb v/v			01/04/19 19:32	1
1,2-Dichlorotetrafluoroethane	ND		0.20	0.032	ppb v/v			01/04/19 19:32	1
1,3,5-Trimethylbenzene	ND		0.20	0.065	ppb v/v			01/04/19 19:32	1
1,3-Butadiene	ND		0.40	0.064	ppb v/v			01/04/19 19:32	1
1,3-Dichlorobenzene	ND		0.20	0.065	ppb v/v			01/04/19 19:32	1
1,4-Dichlorobenzene	ND		0.20	0.064	ppb v/v			01/04/19 19:32	1
1,4-Dioxane	ND		0.40	0.080	ppb v/v			01/04/19 19:32	1
2,2,4-Trimethylpentane	ND		0.40	0.039	ppb v/v			01/04/19 19:32	1
2-Chlorotoluene	ND		0.40	0.063	ppb v/v			01/04/19 19:32	1
3-Chloropropene	ND		0.20	0.048	ppb v/v			01/04/19 19:32	1
4-Ethyltoluene	ND		0.40	0.066	ppb v/v			01/04/19 19:32	1
4-Isopropyltoluene	ND		0.20	0.057	ppb v/v			01/04/19 19:32	1
Acetone	**5.3**	**J**	7.5	1.4	ppb v/v			01/04/19 19:32	1
Benzene	**0.11**	**J**	0.20	0.056	ppb v/v			01/04/19 19:32	1
Benzyl chloride	ND		0.40	0.078	ppb v/v			01/04/19 19:32	1
Bromodichloromethane	ND		0.20	0.044	ppb v/v			01/04/19 19:32	1
Bromoethene(Vinyl Bromide)	ND		0.20	0.035	ppb v/v			01/04/19 19:32	1
Bromoform	ND		0.20	0.048	ppb v/v			01/04/19 19:32	1
Bromomethane	ND		0.20	0.032	ppb v/v			01/04/19 19:32	1
Carbon disulfide	**0.032**	**J**	0.40	0.031	ppb v/v			01/04/19 19:32	1
Carbon tetrachloride	**0.063**	**J**	0.20	0.038	ppb v/v			01/04/19 19:32	1
Chlorobenzene	ND		0.20	0.049	ppb v/v			01/04/19 19:32	1
Chloroethane	ND		0.20	0.035	ppb v/v			01/04/19 19:32	1
Chloroform	ND		0.20	0.038	ppb v/v			01/04/19 19:32	1
Chloromethane	**0.57**	**J**	1.0	0.16	ppb v/v			01/04/19 19:32	1
cis-1,2-Dichloroethene	ND		0.20	0.060	ppb v/v			01/04/19 19:32	1
cis-1,3-Dichloropropene	ND		0.40	0.074	ppb v/v			01/04/19 19:32	1
Cumene	ND		0.40	0.060	ppb v/v			01/04/19 19:32	1
Cyclohexane	**0.045**	**J**	0.40	0.040	ppb v/v			01/04/19 19:32	1
Dibromochloromethane	ND		0.20	0.042	ppb v/v			01/04/19 19:32	1
Dichlorodifluoromethane	**0.22**		0.20	0.068	ppb v/v			01/04/19 19:32	1
Ethylbenzene	ND		0.20	0.068	ppb v/v			01/04/19 19:32	1
Freon 22	**0.31**		0.20	0.037	ppb v/v			01/04/19 19:32	1
Freon TF	**0.061**	**J**	0.20	0.031	ppb v/v			01/04/19 19:32	1
Hexachlorobutadiene	ND		1.0	0.078	ppb v/v			01/04/19 19:32	1
Isopropyl alcohol	**2.1**		1.2	0.094	ppb v/v			01/04/19 19:32	1
m,p-Xylene	**0.14**	**J**	0.20	0.12	ppb v/v			01/04/19 19:32	1
Methyl Butyl Ketone (2-Hexanone)	ND		0.40	0.058	ppb v/v			01/04/19 19:32	1

Client Sample ID: F-109-IA

Lab Sample ID: 140-13857-13

Date Collected: 12/28/18 17:56

Matrix: Air

Date Received: 01/03/19 09:45

Method: TO-15 - Volatile Organic Compounds in Ambient Air (Continued)

Analyte	Result	Qualifier	RL	MDL	Unit	D	Prepared	Analyzed	Dil Fac
Methyl Ethyl Ketone	**0.28**	**J**	1.0	0.20	ppb v/v			01/04/19 19:32	1
methyl isobutyl ketone	ND		1.0	0.20	ppb v/v			01/04/19 19:32	1
Methyl methacrylate	ND		0.40	0.079	ppb v/v			01/04/19 19:32	1
Methyl tert-butyl ether	ND		1.0	0.17	ppb v/v			01/04/19 19:32	1
Methylene Chloride	**0.60**	**J**	1.0	0.32	ppb v/v			01/04/19 19:32	1
Naphthalene	ND		0.40	0.090	ppb v/v			01/04/19 19:32	1
n-Butane	**1.5**		1.0	0.073	ppb v/v			01/04/19 19:32	1
n-Butylbenzene	ND		0.40	0.046	ppb v/v			01/04/19 19:32	1
n-Heptane	**0.068**	**J**	0.40	0.047	ppb v/v			01/04/19 19:32	1
n-Hexane	**0.18**	**J**	0.40	0.032	ppb v/v			01/04/19 19:32	1
n-Propylbenzene	ND		0.40	0.056	ppb v/v			01/04/19 19:32	1
sec-Butylbenzene	ND		0.40	0.064	ppb v/v			01/04/19 19:32	1
Styrene	ND		0.20	0.058	ppb v/v			01/04/19 19:32	1
tert-Butyl alcohol	**0.072**	**J**	1.0	0.038	ppb v/v			01/04/19 19:32	1
tert-Butylbenzene	ND		0.40	0.066	ppb v/v			01/04/19 19:32	1
Tetrachloroethene	ND		0.20	0.040	ppb v/v			01/04/19 19:32	1
Tetrahydrofuran	ND		1.0	0.063	ppb v/v			01/04/19 19:32	1
Toluene	**0.60**	**J**	1.0	0.12	ppb v/v			01/04/19 19:32	1
trans-1,2-Dichloroethene	ND		0.20	0.050	ppb v/v			01/04/19 19:32	1
trans-1,3-Dichloropropene	ND		0.20	0.048	ppb v/v			01/04/19 19:32	1
Trichloroethene	ND		0.20	0.036	ppb v/v			01/04/19 19:32	1
Trichlorofluoromethane	**0.22**		0.20	0.025	ppb v/v			01/04/19 19:32	1
Vinyl chloride	ND		0.40	0.071	ppb v/v			01/04/19 19:32	1
Xylene (total)	**0.14**	**J**	0.40	0.061	ppb v/v			01/04/19 19:32	1
Xylene, o-	ND		0.20	0.061	ppb v/v			01/04/19 19:32	1

Analyte	Result	Qualifier	RL	MDL	Unit	D	Prepared	Analyzed	Dil Fac
1,1,1-Trichloroethane	ND		1.1	0.16	ug/m3			01/04/19 19:32	1
1,1,2,2-Tetrachloroethane	ND		1.4	0.42	ug/m3			01/04/19 19:32	1
1,1,2-Trichloroethane	ND		1.1	0.28	ug/m3			01/04/19 19:32	1
1,1-Dichloroethane	ND		0.81	0.11	ug/m3			01/04/19 19:32	1
1,1-Dichloroethene	ND		0.79	0.13	ug/m3			01/04/19 19:32	1
1,2,4-Trichlorobenzene	ND		7.4	0.73	ug/m3			01/04/19 19:32	1
1,2,4-Trimethylbenzene	ND		0.98	0.31	ug/m3			01/04/19 19:32	1
1,2-Dibromoethane	ND		1.5	0.34	ug/m3			01/04/19 19:32	1
1,2-Dichlorobenzene	ND		2.4	0.42	ug/m3			01/04/19 19:32	1
1,2-Dichloroethane	**0.24**	**J**	0.81	0.19	ug/m3			01/04/19 19:32	1
1,2-Dichloroethene, Total	ND		1.6	0.20	ug/m3			01/04/19 19:32	1
1,2-Dichloropropane	ND		0.92	0.24	ug/m3			01/04/19 19:32	1
1,2-Dichlorotetrafluoroethane	ND		1.4	0.22	ug/m3			01/04/19 19:32	1
1,3,5-Trimethylbenzene	ND		0.98	0.32	ug/m3			01/04/19 19:32	1
1,3-Butadiene	ND		0.88	0.14	ug/m3			01/04/19 19:32	1
1,3-Dichlorobenzene	ND		1.2	0.39	ug/m3			01/04/19 19:32	1
1,4-Dichlorobenzene	ND		1.2	0.38	ug/m3			01/04/19 19:32	1
1,4-Dioxane	ND		1.4	0.29	ug/m3			01/04/19 19:32	1
2,2,4-Trimethylpentane	ND		1.9	0.18	ug/m3			01/04/19 19:32	1
2-Chlorotoluene	ND		2.1	0.33	ug/m3			01/04/19 19:32	1
3-Chloropropene	ND		0.63	0.15	ug/m3			01/04/19 19:32	1
4-Ethyltoluene	ND		2.0	0.32	ug/m3			01/04/19 19:32	1
4-Isopropyltoluene	ND		1.1	0.31	ug/m3			01/04/19 19:32	1

Client Sample Results

Client: LaBella Associates DPC
Project/Site: Webster CSD Willink Middle School

TestAmerica Job ID: 140-13857-1

Client Sample ID: F-109-IA

Date Collected: 12/28/18 17:56
Date Received: 01/03/19 09:45

Lab Sample ID: 140-13857-13

Matrix: Air

Method: TO-15 - Volatile Organic Compounds in Ambient Air (Continued)

Analyte	Result	Qualifier	RL	MDL	Unit	D	Prepared	Analyzed	Dil Fac
Acetone	**13**	**J**	18	3.3	ug/m3			01/04/19 19:32	1
Benzene	**0.35**	**J**	0.64	0.18	ug/m3			01/04/19 19:32	1
Benzyl chloride	ND		2.1	0.40	ug/m3			01/04/19 19:32	1
Bromodichloromethane	ND		1.3	0.29	ug/m3			01/04/19 19:32	1
Bromoethene(Vinyl Bromide)	ND		0.87	0.15	ug/m3			01/04/19 19:32	1
Bromoform	ND		2.1	0.50	ug/m3			01/04/19 19:32	1
Bromomethane	ND		0.78	0.12	ug/m3			01/04/19 19:32	1
Carbon disulfide	**0.10**	**J**	1.2	0.097	ug/m3			01/04/19 19:32	1
Carbon tetrachloride	**0.40**	**J**	1.3	0.24	ug/m3			01/04/19 19:32	1
Chlorobenzene	ND		0.92	0.23	ug/m3			01/04/19 19:32	1
Chloroethane	ND		0.53	0.092	ug/m3			01/04/19 19:32	1
Chloroform	ND		0.98	0.19	ug/m3			01/04/19 19:32	1
Chloromethane	**1.2**	**J**	2.1	0.33	ug/m3			01/04/19 19:32	1
cis-1,2-Dichloroethene	ND		0.79	0.24	ug/m3			01/04/19 19:32	1
cis-1,3-Dichloropropene	ND		1.8	0.34	ug/m3			01/04/19 19:32	1
Cumene	ND		2.0	0.29	ug/m3			01/04/19 19:32	1
Cyclohexane	**0.15**	**J**	1.4	0.14	ug/m3			01/04/19 19:32	1
Dibromochloromethane	ND		1.7	0.36	ug/m3			01/04/19 19:32	1
Dichlorodifluoromethane	**1.1**		0.99	0.34	ug/m3			01/04/19 19:32	1
Ethylbenzene	ND		0.87	0.30	ug/m3			01/04/19 19:32	1
Freon 22	**1.1**		0.71	0.13	ug/m3			01/04/19 19:32	1
Freon TF	**0.47**	**J**	1.5	0.24	ug/m3			01/04/19 19:32	1
Hexachlorobutadiene	ND		11	0.83	ug/m3			01/04/19 19:32	1
Isopropyl alcohol	**5.1**		2.9	0.23	ug/m3			01/04/19 19:32	1
m,p-Xylene	**0.60**	**J**	0.87	0.52	ug/m3			01/04/19 19:32	1
Methyl Butyl Ketone (2-Hexanone)	ND		1.6	0.24	ug/m3			01/04/19 19:32	1
Methyl Ethyl Ketone	**0.81**	**J**	2.9	0.59	ug/m3			01/04/19 19:32	1
methyl isobutyl ketone	ND		4.1	0.80	ug/m3			01/04/19 19:32	1
Methyl methacrylate	ND		1.6	0.32	ug/m3			01/04/19 19:32	1
Methyl tert-butyl ether	ND		3.6	0.61	ug/m3			01/04/19 19:32	1
Methylene Chloride	**2.1**	**J**	3.5	1.1	ug/m3			01/04/19 19:32	1
Naphthalene	ND		2.1	0.47	ug/m3			01/04/19 19:32	1
n-Butane	**3.5**		2.4	0.17	ug/m3			01/04/19 19:32	1
n-Butylbenzene	ND		2.2	0.25	ug/m3			01/04/19 19:32	1
n-Heptane	**0.28**	**J**	1.6	0.19	ug/m3			01/04/19 19:32	1
n-Hexane	**0.65**	**J**	1.4	0.11	ug/m3			01/04/19 19:32	1
n-Propylbenzene	ND		2.0	0.28	ug/m3			01/04/19 19:32	1
sec-Butylbenzene	ND		2.2	0.35	ug/m3			01/04/19 19:32	1
Styrene	ND		0.85	0.25	ug/m3			01/04/19 19:32	1
tert-Butyl alcohol	**0.22**	**J**	3.0	0.12	ug/m3			01/04/19 19:32	1
tert-Butylbenzene	ND		2.2	0.36	ug/m3			01/04/19 19:32	1
Tetrachloroethene	ND		1.4	0.27	ug/m3			01/04/19 19:32	1
Tetrahydrofuran	ND		2.9	0.19	ug/m3			01/04/19 19:32	1
Toluene	**2.3**	**J**	3.8	0.45	ug/m3			01/04/19 19:32	1
trans-1,2-Dichloroethene	ND		0.79	0.20	ug/m3			01/04/19 19:32	1
trans-1,3-Dichloropropene	ND		0.91	0.22	ug/m3			01/04/19 19:32	1
Trichloroethene	ND		1.1	0.19	ug/m3			01/04/19 19:32	1
Trichlorofluoromethane	**1.2**		1.1	0.14	ug/m3			01/04/19 19:32	1
Vinyl chloride	ND		1.0	0.18	ug/m3			01/04/19 19:32	1

Client Sample ID: F-109-IA — Lab Sample ID: 140-13857-13

Date Collected: 12/28/18 17:56
Date Received: 01/03/19 09:45
Matrix: Air

Method: TO-15 - Volatile Organic Compounds in Ambient Air (Continued)

Analyte	Result	Qualifier	RL	MDL	Unit	D	Prepared	Analyzed	Dil Fac
Xylene (total)	**0.61**	**J**	1.7	0.26	ug/m3			01/04/19 19:32	1
Xylene, o-	ND		0.87	0.26	ug/m3			01/04/19 19:32	1

Client Sample ID: A-209-IA — Lab Sample ID: 140-13857-14

Date Collected: 12/28/18 17:37
Date Received: 01/03/19 09:45
Sample Container: Summa Canister 6L
Matrix: Air

Method: TO-15 - Volatile Organic Compounds in Ambient Air

Analyte	Result	Qualifier	RL	MDL	Unit	D	Prepared	Analyzed	Dil Fac
1,1,1-Trichloroethane	ND		0.20	0.030	ppb v/v			01/04/19 20:23	1
1,1,2,2-Tetrachloroethane	ND		0.20	0.061	ppb v/v			01/04/19 20:23	1
1,1,2-Trichloroethane	ND		0.20	0.052	ppb v/v			01/04/19 20:23	1
1,1-Dichloroethane	ND		0.20	0.026	ppb v/v			01/04/19 20:23	1
1,1-Dichloroethene	ND		0.20	0.034	ppb v/v			01/04/19 20:23	1
1,2,4-Trichlorobenzene	ND		1.0	0.098	ppb v/v			01/04/19 20:23	1
1,2,4-Trimethylbenzene	ND		0.20	0.063	ppb v/v			01/04/19 20:23	1
1,2-Dibromoethane	ND		0.20	0.044	ppb v/v			01/04/19 20:23	1
1,2-Dichlorobenzene	ND		0.40	0.070	ppb v/v			01/04/19 20:23	1
1,2-Dichloroethane	ND		0.20	0.047	ppb v/v			01/04/19 20:23	1
1,2-Dichloroethene, Total	ND		0.40	0.050	ppb v/v			01/04/19 20:23	1
1,2-Dichloropropane	ND		0.20	0.052	ppb v/v			01/04/19 20:23	1
1,2-Dichlorotetrafluoroethane	ND		0.20	0.032	ppb v/v			01/04/19 20:23	1
1,3,5-Trimethylbenzene	ND		0.20	0.065	ppb v/v			01/04/19 20:23	1
1,3-Butadiene	ND		0.40	0.064	ppb v/v			01/04/19 20:23	1
1,3-Dichlorobenzene	ND		0.20	0.065	ppb v/v			01/04/19 20:23	1
1,4-Dichlorobenzene	ND		0.20	0.064	ppb v/v			01/04/19 20:23	1
1,4-Dioxane	ND		0.40	0.080	ppb v/v			01/04/19 20:23	1
2,2,4-Trimethylpentane	ND		0.40	0.039	ppb v/v			01/04/19 20:23	1
2-Chlorotoluene	ND		0.40	0.063	ppb v/v			01/04/19 20:23	1
3-Chloropropene	ND		0.20	0.048	ppb v/v			01/04/19 20:23	1
4-Ethyltoluene	ND		0.40	0.066	ppb v/v			01/04/19 20:23	1
4-Isopropyltoluene	ND		0.20	0.057	ppb v/v			01/04/19 20:23	1
Acetone	**6.0**	**J**	7.5	1.4	ppb v/v			01/04/19 20:23	1
Benzene	**0.13**	**J**	0.20	0.056	ppb v/v			01/04/19 20:23	1
Benzyl chloride	ND		0.40	0.078	ppb v/v			01/04/19 20:23	1
Bromodichloromethane	ND		0.20	0.044	ppb v/v			01/04/19 20:23	1
Bromoethene(Vinyl Bromide)	ND		0.20	0.035	ppb v/v			01/04/19 20:23	1
Bromoform	ND		0.20	0.048	ppb v/v			01/04/19 20:23	1
Bromomethane	ND		0.20	0.032	ppb v/v			01/04/19 20:23	1
Carbon disulfide	ND		0.40	0.031	ppb v/v			01/04/19 20:23	1
Carbon tetrachloride	**0.076**	**J**	0.20	0.038	ppb v/v			01/04/19 20:23	1
Chlorobenzene	ND		0.20	0.049	ppb v/v			01/04/19 20:23	1
Chloroethane	ND		0.20	0.035	ppb v/v			01/04/19 20:23	1
Chloroform	ND		0.20	0.038	ppb v/v			01/04/19 20:23	1
Chloromethane	**0.51**	**J**	1.0	0.16	ppb v/v			01/04/19 20:23	1
cis-1,2-Dichloroethene	ND		0.20	0.060	ppb v/v			01/04/19 20:23	1
cis-1,3-Dichloropropene	ND		0.40	0.074	ppb v/v			01/04/19 20:23	1
Cumene	ND		0.40	0.060	ppb v/v			01/04/19 20:23	1

Client Sample Results

Client: LaBella Associates DPC
Project/Site: Webster CSD Willink Middle School

TestAmerica Job ID: 140-13857-1

Client Sample ID: A-209-IA

Lab Sample ID: 140-13857-14

Date Collected: 12/28/18 17:37
Matrix: Air
Date Received: 01/03/19 09:45
Sample Container: Summa Canister 6L

Method: TO-15 - Volatile Organic Compounds in Ambient Air (Continued)

Analyte	Result	Qualifier	RL	MDL	Unit	D	Prepared	Analyzed	Dil Fac
Cyclohexane	**0.040**	**J**	0.40	0.040	ppb v/v			01/04/19 20:23	1
Dibromochloromethane	ND		0.20	0.042	ppb v/v			01/04/19 20:23	1
Dichlorodifluoromethane	**0.23**		0.20	0.068	ppb v/v			01/04/19 20:23	1
Ethylbenzene	ND		0.20	0.068	ppb v/v			01/04/19 20:23	1
Freon 22	**0.61**	**CI**	0.20	0.037	ppb v/v			01/04/19 20:23	1
Freon TF	**0.070**	**J**	0.20	0.031	ppb v/v			01/04/19 20:23	1
Hexachlorobutadiene	ND		1.0	0.078	ppb v/v			01/04/19 20:23	1
Isopropyl alcohol	**13**		1.2	0.094	ppb v/v			01/04/19 20:23	1
m,p-Xylene	**0.15**	**J**	0.20	0.12	ppb v/v			01/04/19 20:23	1
Methyl Butyl Ketone (2-Hexanone)	ND		0.40	0.058	ppb v/v			01/04/19 20:23	1
Methyl Ethyl Ketone	**0.24**	**J**	1.0	0.20	ppb v/v			01/04/19 20:23	1
methyl isobutyl ketone	ND		1.0	0.20	ppb v/v			01/04/19 20:23	1
Methyl methacrylate	ND		0.40	0.079	ppb v/v			01/04/19 20:23	1
Methyl tert-butyl ether	ND		1.0	0.17	ppb v/v			01/04/19 20:23	1
Methylene Chloride	**0.51**	**J**	1.0	0.32	ppb v/v			01/04/19 20:23	1
Naphthalene	ND		0.40	0.090	ppb v/v			01/04/19 20:23	1
n-Butane	**1.4**		1.0	0.073	ppb v/v			01/04/19 20:23	1
n-Butylbenzene	ND		0.40	0.046	ppb v/v			01/04/19 20:23	1
n-Heptane	**0.49**		0.40	0.047	ppb v/v			01/04/19 20:23	1
n-Hexane	**0.22**	**J**	0.40	0.032	ppb v/v			01/04/19 20:23	1
n-Propylbenzene	ND		0.40	0.056	ppb v/v			01/04/19 20:23	1
sec-Butylbenzene	ND		0.40	0.064	ppb v/v			01/04/19 20:23	1
Styrene	ND		0.20	0.058	ppb v/v			01/04/19 20:23	1
tert-Butyl alcohol	**0.12**	**J**	1.0	0.038	ppb v/v			01/04/19 20:23	1
tert-Butylbenzene	ND		0.40	0.066	ppb v/v			01/04/19 20:23	1
Tetrachloroethene	ND		0.20	0.040	ppb v/v			01/04/19 20:23	1
Tetrahydrofuran	ND		1.0	0.063	ppb v/v			01/04/19 20:23	1
Toluene	**0.93**	**J**	1.0	0.12	ppb v/v			01/04/19 20:23	1
trans-1,2-Dichloroethene	ND		0.20	0.050	ppb v/v			01/04/19 20:23	1
trans-1,3-Dichloropropene	ND		0.20	0.048	ppb v/v			01/04/19 20:23	1
Trichloroethene	ND		0.20	0.036	ppb v/v			01/04/19 20:23	1
Trichlorofluoromethane	**0.25**		0.20	0.025	ppb v/v			01/04/19 20:23	1
Vinyl chloride	ND		0.40	0.071	ppb v/v			01/04/19 20:23	1
Xylene (total)	**0.21**	**J**	0.40	0.061	ppb v/v			01/04/19 20:23	1
Xylene, o-	**0.063**	**J**	0.20	0.061	ppb v/v			01/04/19 20:23	1

Analyte	Result	Qualifier	RL	MDL	Unit	D	Prepared	Analyzed	Dil Fac
1,1,1-Trichloroethane	ND		1.1	0.16	ug/m3			01/04/19 20:23	1
1,1,2,2-Tetrachloroethane	ND		1.4	0.42	ug/m3			01/04/19 20:23	1
1,1,2-Trichloroethane	ND		1.1	0.28	ug/m3			01/04/19 20:23	1
1,1-Dichloroethane	ND		0.81	0.11	ug/m3			01/04/19 20:23	1
1,1-Dichloroethene	ND		0.79	0.13	ug/m3			01/04/19 20:23	1
1,2,4-Trichlorobenzene	ND		7.4	0.73	ug/m3			01/04/19 20:23	1
1,2,4-Trimethylbenzene	ND		0.98	0.31	ug/m3			01/04/19 20:23	1
1,2-Dibromoethane	ND		1.5	0.34	ug/m3			01/04/19 20:23	1
1,2-Dichlorobenzene	ND		2.4	0.42	ug/m3			01/04/19 20:23	1
1,2-Dichloroethane	ND		0.81	0.19	ug/m3			01/04/19 20:23	1
1,2-Dichloroethene, Total	ND		1.6	0.20	ug/m3			01/04/19 20:23	1
1,2-Dichloropropane	ND		0.92	0.24	ug/m3			01/04/19 20:23	1

Client Sample Results

Client: LaBella Associates DPC
Project/Site: Webster CSD Willink Middle School

TestAmerica Job ID: 140-13857-1

Client Sample ID: A-209-IA

Lab Sample ID: 140-13857-14

Date Collected: 12/28/18 17:37
Matrix: Air
Date Received: 01/03/19 09:45
Sample Container: Summa Canister 6L

Method: TO-15 - Volatile Organic Compounds in Ambient Air (Continued)

Analyte	Result	Qualifier	RL	MDL	Unit	D	Prepared	Analyzed	Dil Fac
1,2-Dichlorotetrafluoroethane	ND		1.4	0.22	ug/m3			01/04/19 20:23	1
1,3,5-Trimethylbenzene	ND		0.98	0.32	ug/m3			01/04/19 20:23	1
1,3-Butadiene	ND		0.88	0.14	ug/m3			01/04/19 20:23	1
1,3-Dichlorobenzene	ND		1.2	0.39	ug/m3			01/04/19 20:23	1
1,4-Dichlorobenzene	ND		1.2	0.38	ug/m3			01/04/19 20:23	1
1,4-Dioxane	ND		1.4	0.29	ug/m3			01/04/19 20:23	1
2,2,4-Trimethylpentane	ND		1.9	0.18	ug/m3			01/04/19 20:23	1
2-Chlorotoluene	ND		2.1	0.33	ug/m3			01/04/19 20:23	1
3-Chloropropene	ND		0.63	0.15	ug/m3			01/04/19 20:23	1
4-Ethyltoluene	ND		2.0	0.32	ug/m3			01/04/19 20:23	1
4-Isopropyltoluene	ND		1.1	0.31	ug/m3			01/04/19 20:23	1
Acetone	**14**	**J**	18	3.3	ug/m3			01/04/19 20:23	1
Benzene	**0.42**	**J**	0.64	0.18	ug/m3			01/04/19 20:23	1
Benzyl chloride	ND		2.1	0.40	ug/m3			01/04/19 20:23	1
Bromodichloromethane	ND		1.3	0.29	ug/m3			01/04/19 20:23	1
Bromoethene(Vinyl Bromide)	ND		0.87	0.15	ug/m3			01/04/19 20:23	1
Bromoform	ND		2.1	0.50	ug/m3			01/04/19 20:23	1
Bromomethane	ND		0.78	0.12	ug/m3			01/04/19 20:23	1
Carbon disulfide	ND		1.2	0.097	ug/m3			01/04/19 20:23	1
Carbon tetrachloride	**0.48**	**J**	1.3	0.24	ug/m3			01/04/19 20:23	1
Chlorobenzene	ND		0.92	0.23	ug/m3			01/04/19 20:23	1
Chloroethane	ND		0.53	0.092	ug/m3			01/04/19 20:23	1
Chloroform	ND		0.98	0.19	ug/m3			01/04/19 20:23	1
Chloromethane	**1.1**	**J**	2.1	0.33	ug/m3			01/04/19 20:23	1
cis-1,2-Dichloroethene	ND		0.79	0.24	ug/m3			01/04/19 20:23	1
cis-1,3-Dichloropropene	ND		1.8	0.34	ug/m3			01/04/19 20:23	1
Cumene	ND		2.0	0.29	ug/m3			01/04/19 20:23	1
Cyclohexane	**0.14**	**J**	1.4	0.14	ug/m3			01/04/19 20:23	1
Dibromochloromethane	ND		1.7	0.36	ug/m3			01/04/19 20:23	1
Dichlorodifluoromethane	**1.1**		0.99	0.34	ug/m3			01/04/19 20:23	1
Ethylbenzene	ND		0.87	0.30	ug/m3			01/04/19 20:23	1
Freon 22	**2.1**	**CI**	0.71	0.13	ug/m3			01/04/19 20:23	1
Freon TF	**0.53**	**J**	1.5	0.24	ug/m3			01/04/19 20:23	1
Hexachlorobutadiene	ND		11	0.83	ug/m3			01/04/19 20:23	1
Isopropyl alcohol	**33**		2.9	0.23	ug/m3			01/04/19 20:23	1
m,p-Xylene	**0.65**	**J**	0.87	0.52	ug/m3			01/04/19 20:23	1
Methyl Butyl Ketone (2-Hexanone)	ND		1.6	0.24	ug/m3			01/04/19 20:23	1
Methyl Ethyl Ketone	**0.70**	**J**	2.9	0.59	ug/m3			01/04/19 20:23	1
methyl isobutyl ketone	ND		4.1	0.80	ug/m3			01/04/19 20:23	1
Methyl methacrylate	ND		1.6	0.32	ug/m3			01/04/19 20:23	1
Methyl tert-butyl ether	ND		3.6	0.61	ug/m3			01/04/19 20:23	1
Methylene Chloride	**1.8**	**J**	3.5	1.1	ug/m3			01/04/19 20:23	1
Naphthalene	ND		2.1	0.47	ug/m3			01/04/19 20:23	1
n-Butane	**3.4**		2.4	0.17	ug/m3			01/04/19 20:23	1
n-Butylbenzene	ND		2.2	0.25	ug/m3			01/04/19 20:23	1
n-Heptane	**2.0**		1.6	0.19	ug/m3			01/04/19 20:23	1
n-Hexane	**0.77**	**J**	1.4	0.11	ug/m3			01/04/19 20:23	1
n-Propylbenzene	ND		2.0	0.28	ug/m3			01/04/19 20:23	1

Client Sample Results

Client: LaBella Associates DPC
Project/Site: Webster CSD Willink Middle School

TestAmerica Job ID: 140-13857-1

Client Sample ID: A-209-IA

Lab Sample ID: 140-13857-14

Date Collected: 12/28/18 17:37
Matrix: Air
Date Received: 01/03/19 09:45
Sample Container: Summa Canister 6L

Method: TO-15 - Volatile Organic Compounds in Ambient Air (Continued)

Analyte	Result	Qualifier	RL	MDL	Unit	D	Prepared	Analyzed	Dil Fac
sec-Butylbenzene	ND		2.2	0.35	ug/m3			01/04/19 20:23	1
Styrene	ND		0.85	0.25	ug/m3			01/04/19 20:23	1
tert-Butyl alcohol	**0.37**	**J**	3.0	0.12	ug/m3			01/04/19 20:23	1
tert-Butylbenzene	ND		2.2	0.36	ug/m3			01/04/19 20:23	1
Tetrachloroethene	ND		1.4	0.27	ug/m3			01/04/19 20:23	1
Tetrahydrofuran	ND		2.9	0.19	ug/m3			01/04/19 20:23	1
Toluene	**3.5**	**J**	3.8	0.45	ug/m3			01/04/19 20:23	1
trans-1,2-Dichloroethene	ND		0.79	0.20	ug/m3			01/04/19 20:23	1
trans-1,3-Dichloropropene	ND		0.91	0.22	ug/m3			01/04/19 20:23	1
Trichloroethene	ND		1.1	0.19	ug/m3			01/04/19 20:23	1
Trichlorofluoromethane	**1.4**		1.1	0.14	ug/m3			01/04/19 20:23	1
Vinyl chloride	ND		1.0	0.18	ug/m3			01/04/19 20:23	1
Xylene (total)	**0.92**	**J**	1.7	0.26	ug/m3			01/04/19 20:23	1
Xylene, o-	**0.27**	**J**	0.87	0.26	ug/m3			01/04/19 20:23	1

Client Sample ID: B-210-IA

Lab Sample ID: 140-13857-15

Date Collected: 12/28/18 17:26
Matrix: Air
Date Received: 01/03/19 09:45
Sample Container: Summa Canister 6L

Method: TO-15 - Volatile Organic Compounds in Ambient Air

Analyte	Result	Qualifier	RL	MDL	Unit	D	Prepared	Analyzed	Dil Fac
1,1,1-Trichloroethane	ND		0.20	0.030	ppb v/v			01/04/19 21:14	1.57
1,1,2,2-Tetrachloroethane	ND		0.20	0.061	ppb v/v			01/04/19 21:14	1.57
1,1,2-Trichloroethane	ND		0.20	0.052	ppb v/v			01/04/19 21:14	1.57
1,1-Dichloroethane	ND		0.20	0.026	ppb v/v			01/04/19 21:14	1.57
1,1-Dichloroethene	ND		0.20	0.034	ppb v/v			01/04/19 21:14	1.57
1,2,4-Trichlorobenzene	ND		1.0	0.098	ppb v/v			01/04/19 21:14	1.57
1,2,4-Trimethylbenzene	ND		0.20	0.063	ppb v/v			01/04/19 21:14	1.57
1,2-Dibromoethane	ND		0.20	0.044	ppb v/v			01/04/19 21:14	1.57
1,2-Dichlorobenzene	ND		0.40	0.070	ppb v/v			01/04/19 21:14	1.57
1,2-Dichloroethane	ND		0.20	0.047	ppb v/v			01/04/19 21:14	1.57
1,2-Dichloroethene, Total	ND		0.40	0.050	ppb v/v			01/04/19 21:14	1.57
1,2-Dichloropropane	ND		0.20	0.052	ppb v/v			01/04/19 21:14	1.57
1,2-Dichlorotetrafluoroethane	ND		0.20	0.032	ppb v/v			01/04/19 21:14	1.57
1,3,5-Trimethylbenzene	ND		0.20	0.065	ppb v/v			01/04/19 21:14	1.57
1,3-Butadiene	ND		0.40	0.064	ppb v/v			01/04/19 21:14	1.57
1,3-Dichlorobenzene	ND		0.20	0.065	ppb v/v			01/04/19 21:14	1.57
1,4-Dichlorobenzene	ND		0.20	0.064	ppb v/v			01/04/19 21:14	1.57
1,4-Dioxane	ND		0.40	0.080	ppb v/v			01/04/19 21:14	1.57
2,2,4-Trimethylpentane	ND		0.40	0.039	ppb v/v			01/04/19 21:14	1.57
2-Chlorotoluene	ND		0.40	0.063	ppb v/v			01/04/19 21:14	1.57
3-Chloropropene	ND		0.20	0.048	ppb v/v			01/04/19 21:14	1.57
4-Ethyltoluene	ND		0.40	0.066	ppb v/v			01/04/19 21:14	1.57
4-Isopropyltoluene	ND		0.20	0.057	ppb v/v			01/04/19 21:14	1.57
Acetone	**22**	**CI**	7.5	1.4	ppb v/v			01/04/19 21:14	1.57
Benzene	**0.10**	**J**	0.20	0.056	ppb v/v			01/04/19 21:14	1.57
Benzyl chloride	ND		0.40	0.078	ppb v/v			01/04/19 21:14	1.57

Client Sample Results

Client: LaBella Associates DPC
Project/Site: Webster CSD Willink Middle School

TestAmerica Job ID: 140-13857-1

Client Sample ID: B-210-IA

Lab Sample ID: 140-13857-15

Date Collected: 12/28/18 17:26
Matrix: Air
Date Received: 01/03/19 09:45
Sample Container: Summa Canister 6L

Method: TO-15 - Volatile Organic Compounds in Ambient Air (Continued)

Analyte	Result	Qualifier	RL	MDL	Unit	D	Prepared	Analyzed	Dil Fac
Bromodichloromethane	ND		0.20	0.044	ppb v/v			01/04/19 21:14	1.57
Bromoethene(Vinyl Bromide)	ND		0.20	0.035	ppb v/v			01/04/19 21:14	1.57
Bromoform	ND		0.20	0.048	ppb v/v			01/04/19 21:14	1.57
Bromomethane	ND		0.20	0.032	ppb v/v			01/04/19 21:14	1.57
Carbon disulfide	**0.16**	**J**	0.40	0.031	ppb v/v			01/04/19 21:14	1.57
Carbon tetrachloride	**0.063**	**J**	0.20	0.038	ppb v/v			01/04/19 21:14	1.57
Chlorobenzene	ND		0.20	0.049	ppb v/v			01/04/19 21:14	1.57
Chloroethane	ND		0.20	0.035	ppb v/v			01/04/19 21:14	1.57
Chloroform	ND		0.20	0.038	ppb v/v			01/04/19 21:14	1.57
Chloromethane	**0.54**	**J**	1.0	0.16	ppb v/v			01/04/19 21:14	1.57
cis-1,2-Dichloroethene	ND		0.20	0.060	ppb v/v			01/04/19 21:14	1.57
cis-1,3-Dichloropropene	ND		0.40	0.074	ppb v/v			01/04/19 21:14	1.57
Cumene	ND		0.40	0.060	ppb v/v			01/04/19 21:14	1.57
Cyclohexane	ND		0.40	0.040	ppb v/v			01/04/19 21:14	1.57
Dibromochloromethane	ND		0.20	0.042	ppb v/v			01/04/19 21:14	1.57
Dichlorodifluoromethane	**0.21**		0.20	0.068	ppb v/v			01/04/19 21:14	1.57
Ethylbenzene	ND		0.20	0.068	ppb v/v			01/04/19 21:14	1.57
Freon 22	**0.31**		0.20	0.037	ppb v/v			01/04/19 21:14	1.57
Freon TF	**0.062**	**J**	0.20	0.031	ppb v/v			01/04/19 21:14	1.57
Hexachlorobutadiene	ND		1.0	0.078	ppb v/v			01/04/19 21:14	1.57
Isopropyl alcohol	**11**		1.2	0.094	ppb v/v			01/04/19 21:14	1.57
m,p-Xylene	ND		0.20	0.12	ppb v/v			01/04/19 21:14	1.57
Methyl Butyl Ketone (2-Hexanone)	ND		0.40	0.058	ppb v/v			01/04/19 21:14	1.57
Methyl Ethyl Ketone	**0.51**	**J**	1.0	0.20	ppb v/v			01/04/19 21:14	1.57
methyl isobutyl ketone	ND		1.0	0.20	ppb v/v			01/04/19 21:14	1.57
Methyl methacrylate	ND		0.40	0.079	ppb v/v			01/04/19 21:14	1.57
Methyl tert-butyl ether	ND		1.0	0.17	ppb v/v			01/04/19 21:14	1.57
Methylene Chloride	**0.42**	**J**	1.0	0.32	ppb v/v			01/04/19 21:14	1.57
Naphthalene	ND		0.40	0.090	ppb v/v			01/04/19 21:14	1.57
n-Butane	**0.97**	**J**	1.0	0.073	ppb v/v			01/04/19 21:14	1.57
n-Butylbenzene	ND		0.40	0.046	ppb v/v			01/04/19 21:14	1.57
n-Heptane	**0.13**	**J**	0.40	0.047	ppb v/v			01/04/19 21:14	1.57
n-Hexane	**0.15**	**J**	0.40	0.032	ppb v/v			01/04/19 21:14	1.57
n-Propylbenzene	ND		0.40	0.056	ppb v/v			01/04/19 21:14	1.57
sec-Butylbenzene	ND		0.40	0.064	ppb v/v			01/04/19 21:14	1.57
Styrene	ND		0.20	0.058	ppb v/v			01/04/19 21:14	1.57
tert-Butyl alcohol	**0.077**	**J**	1.0	0.038	ppb v/v			01/04/19 21:14	1.57
tert-Butylbenzene	ND		0.40	0.066	ppb v/v			01/04/19 21:14	1.57
Tetrachloroethene	ND		0.20	0.040	ppb v/v			01/04/19 21:14	1.57
Tetrahydrofuran	ND		1.0	0.063	ppb v/v			01/04/19 21:14	1.57
Toluene	**0.22**	**J**	1.0	0.12	ppb v/v			01/04/19 21:14	1.57
trans-1,2-Dichloroethene	ND		0.20	0.050	ppb v/v			01/04/19 21:14	1.57
trans-1,3-Dichloropropene	ND		0.20	0.048	ppb v/v			01/04/19 21:14	1.57
Trichloroethene	ND		0.20	0.036	ppb v/v			01/04/19 21:14	1.57
Trichlorofluoromethane	**0.22**		0.20	0.025	ppb v/v			01/04/19 21:14	1.57
Vinyl chloride	ND		0.40	0.071	ppb v/v			01/04/19 21:14	1.57
Xylene (total)	ND		0.40	0.061	ppb v/v			01/04/19 21:14	1.57
Xylene, o-	ND		0.20	0.061	ppb v/v			01/04/19 21:14	1.57

Client Sample Results

Client: LaBella Associates DPC
Project/Site: Webster CSD Willink Middle School

TestAmerica Job ID: 140-13857-1

Client Sample ID: B-210-IA

Lab Sample ID: 140-13857-15

Date Collected: 12/28/18 17:26
Matrix: Air
Date Received: 01/03/19 09:45
Sample Container: Summa Canister 6L

Analyte	Result	Qualifier	RL	MDL	Unit	D	Prepared	Analyzed	Dil Fac
1,1,1-Trichloroethane	ND		1.1	0.16	ug/m3			01/04/19 21:14	1.57
1,1,2,2-Tetrachloroethane	ND		1.4	0.42	ug/m3			01/04/19 21:14	1.57
1,1,2-Trichloroethane	ND		1.1	0.28	ug/m3			01/04/19 21:14	1.57
1,1-Dichloroethane	ND		0.81	0.11	ug/m3			01/04/19 21:14	1.57
1,1-Dichloroethene	ND		0.79	0.13	ug/m3			01/04/19 21:14	1.57
1,2,4-Trichlorobenzene	ND		7.4	0.73	ug/m3			01/04/19 21:14	1.57
1,2,4-Trimethylbenzene	ND		0.98	0.31	ug/m3			01/04/19 21:14	1.57
1,2-Dibromoethane	ND		1.5	0.34	ug/m3			01/04/19 21:14	1.57
1,2-Dichlorobenzene	ND		2.4	0.42	ug/m3			01/04/19 21:14	1.57
1,2-Dichloroethane	ND		0.81	0.19	ug/m3			01/04/19 21:14	1.57
1,2-Dichloroethene, Total	ND		1.6	0.20	ug/m3			01/04/19 21:14	1.57
1,2-Dichloropropane	ND		0.92	0.24	ug/m3			01/04/19 21:14	1.57
1,2-Dichlorotetrafluoroethane	ND		1.4	0.22	ug/m3			01/04/19 21:14	1.57
1,3,5-Trimethylbenzene	ND		0.98	0.32	ug/m3			01/04/19 21:14	1.57
1,3-Butadiene	ND		0.88	0.14	ug/m3			01/04/19 21:14	1.57
1,3-Dichlorobenzene	ND		1.2	0.39	ug/m3			01/04/19 21:14	1.57
1,4-Dichlorobenzene	ND		1.2	0.38	ug/m3			01/04/19 21:14	1.57
1,4-Dioxane	ND		1.4	0.29	ug/m3			01/04/19 21:14	1.57
2,2,4-Trimethylpentane	ND		1.9	0.18	ug/m3			01/04/19 21:14	1.57
2-Chlorotoluene	ND		2.1	0.33	ug/m3			01/04/19 21:14	1.57
3-Chloropropene	ND		0.63	0.15	ug/m3			01/04/19 21:14	1.57
4-Ethyltoluene	ND		2.0	0.32	ug/m3			01/04/19 21:14	1.57
4-Isopropyltoluene	ND		1.1	0.31	ug/m3			01/04/19 21:14	1.57
Acetone	**53**	**CI**	18	3.3	ug/m3			01/04/19 21:14	1.57
Benzene	**0.33**	**J**	0.64	0.18	ug/m3			01/04/19 21:14	1.57
Benzyl chloride	ND		2.1	0.40	ug/m3			01/04/19 21:14	1.57
Bromodichloromethane	ND		1.3	0.29	ug/m3			01/04/19 21:14	1.57
Bromoethene(Vinyl Bromide)	ND		0.87	0.15	ug/m3			01/04/19 21:14	1.57
Bromoform	ND		2.1	0.50	ug/m3			01/04/19 21:14	1.57
Bromomethane	ND		0.78	0.12	ug/m3			01/04/19 21:14	1.57
Carbon disulfide	**0.49**	**J**	1.2	0.097	ug/m3			01/04/19 21:14	1.57
Carbon tetrachloride	**0.40**	**J**	1.3	0.24	ug/m3			01/04/19 21:14	1.57
Chlorobenzene	ND		0.92	0.23	ug/m3			01/04/19 21:14	1.57
Chloroethane	ND		0.53	0.092	ug/m3			01/04/19 21:14	1.57
Chloroform	ND		0.98	0.19	ug/m3			01/04/19 21:14	1.57
Chloromethane	**1.1**	**J**	2.1	0.33	ug/m3			01/04/19 21:14	1.57
cis-1,2-Dichloroethene	ND		0.79	0.24	ug/m3			01/04/19 21:14	1.57
cis-1,3-Dichloropropene	ND		1.8	0.34	ug/m3			01/04/19 21:14	1.57
Cumene	ND		2.0	0.29	ug/m3			01/04/19 21:14	1.57
Cyclohexane	ND		1.4	0.14	ug/m3			01/04/19 21:14	1.57
Dibromochloromethane	ND		1.7	0.36	ug/m3			01/04/19 21:14	1.57
Dichlorodifluoromethane	**1.0**		0.99	0.34	ug/m3			01/04/19 21:14	1.57
Ethylbenzene	ND		0.87	0.30	ug/m3			01/04/19 21:14	1.57
Freon 22	**1.1**		0.71	0.13	ug/m3			01/04/19 21:14	1.57
Freon TF	**0.48**	**J**	1.5	0.24	ug/m3			01/04/19 21:14	1.57
Hexachlorobutadiene	ND		11	0.83	ug/m3			01/04/19 21:14	1.57
Isopropyl alcohol	**26**		2.9	0.23	ug/m3			01/04/19 21:14	1.57
m,p-Xylene	ND		0.87	0.52	ug/m3			01/04/19 21:14	1.57
Methyl Butyl Ketone (2-Hexanone)	ND		1.6	0.24	ug/m3			01/04/19 21:14	1.57

Client Sample ID: B-210-IA

Lab Sample ID: 140-13857-15

Date Collected: 12/28/18 17:26
Matrix: Air
Date Received: 01/03/19 09:45
Sample Container: Summa Canister 6L

Method: TO-15 - Volatile Organic Compounds in Ambient Air (Continued)

Analyte	Result	Qualifier	RL	MDL	Unit	D	Prepared	Analyzed	Dil Fac
Methyl Ethyl Ketone	**1.5**	**J**	2.9	0.59	ug/m3			01/04/19 21:14	1.57
methyl isobutyl ketone	ND		4.1	0.80	ug/m3			01/04/19 21:14	1.57
Methyl methacrylate	ND		1.6	0.32	ug/m3			01/04/19 21:14	1.57
Methyl tert-butyl ether	ND		3.6	0.61	ug/m3			01/04/19 21:14	1.57
Methylene Chloride	**1.5**	**J**	3.5	1.1	ug/m3			01/04/19 21:14	1.57
Naphthalene	ND		2.1	0.47	ug/m3			01/04/19 21:14	1.57
n-Butane	**2.3**	**J**	2.4	0.17	ug/m3			01/04/19 21:14	1.57
n-Butylbenzene	ND		2.2	0.25	ug/m3			01/04/19 21:14	1.57
n-Heptane	**0.54**	**J**	1.6	0.19	ug/m3			01/04/19 21:14	1.57
n-Hexane	**0.53**	**J**	1.4	0.11	ug/m3			01/04/19 21:14	1.57
n-Propylbenzene	ND		2.0	0.28	ug/m3			01/04/19 21:14	1.57
sec-Butylbenzene	ND		2.2	0.35	ug/m3			01/04/19 21:14	1.57
Styrene	ND		0.85	0.25	ug/m3			01/04/19 21:14	1.57
tert-Butyl alcohol	**0.23**	**J**	3.0	0.12	ug/m3			01/04/19 21:14	1.57
tert-Butylbenzene	ND		2.2	0.36	ug/m3			01/04/19 21:14	1.57
Tetrachloroethene	ND		1.4	0.27	ug/m3			01/04/19 21:14	1.57
Tetrahydrofuran	ND		2.9	0.19	ug/m3			01/04/19 21:14	1.57
Toluene	**0.84**	**J**	3.8	0.45	ug/m3			01/04/19 21:14	1.57
trans-1,2-Dichloroethene	ND		0.79	0.20	ug/m3			01/04/19 21:14	1.57
trans-1,3-Dichloropropene	ND		0.91	0.22	ug/m3			01/04/19 21:14	1.57
Trichloroethene	ND		1.1	0.19	ug/m3			01/04/19 21:14	1.57
Trichlorofluoromethane	**1.2**		1.1	0.14	ug/m3			01/04/19 21:14	1.57
Vinyl chloride	ND		1.0	0.18	ug/m3			01/04/19 21:14	1.57
Xylene (total)	ND		1.7	0.26	ug/m3			01/04/19 21:14	1.57
Xylene, o-	ND		0.87	0.26	ug/m3			01/04/19 21:14	1.57

Client Sample ID: B-205-IA

Lab Sample ID: 140-13857-16

Date Collected: 12/28/18 17:21
Matrix: Air
Date Received: 01/03/19 09:45
Sample Container: Summa Canister 6L

Method: TO-15 - Volatile Organic Compounds in Ambient Air

Analyte	Result	Qualifier	RL	MDL	Unit	D	Prepared	Analyzed	Dil Fac
1,1,1-Trichloroethane	ND		0.20	0.030	ppb v/v			01/04/19 22:05	1
1,1,2,2-Tetrachloroethane	ND		0.20	0.061	ppb v/v			01/04/19 22:05	1
1,1,2-Trichloroethane	ND		0.20	0.052	ppb v/v			01/04/19 22:05	1
1,1-Dichloroethane	ND		0.20	0.026	ppb v/v			01/04/19 22:05	1
1,1-Dichloroethene	ND		0.20	0.034	ppb v/v			01/04/19 22:05	1
1,2,4-Trichlorobenzene	ND		1.0	0.098	ppb v/v			01/04/19 22:05	1
1,2,4-Trimethylbenzene	ND		0.20	0.063	ppb v/v			01/04/19 22:05	1
1,2-Dibromoethane	ND		0.20	0.044	ppb v/v			01/04/19 22:05	1
1,2-Dichlorobenzene	ND		0.40	0.070	ppb v/v			01/04/19 22:05	1
1,2-Dichloroethane	ND		0.20	0.047	ppb v/v			01/04/19 22:05	1
1,2-Dichloroethene, Total	ND		0.40	0.050	ppb v/v			01/04/19 22:05	1
1,2-Dichloropropane	ND		0.20	0.052	ppb v/v			01/04/19 22:05	1
1,2-Dichlorotetrafluoroethane	ND		0.20	0.032	ppb v/v			01/04/19 22:05	1
1,3,5-Trimethylbenzene	ND		0.20	0.065	ppb v/v			01/04/19 22:05	1
1,3-Butadiene	ND		0.40	0.064	ppb v/v			01/04/19 22:05	1

Client Sample ID: B-205-IA

Lab Sample ID: 140-13857-16

Date Collected: 12/28/18 17:21
Matrix: Air
Date Received: 01/03/19 09:45
Sample Container: Summa Canister 6L

Method: TO-15 - Volatile Organic Compounds in Ambient Air (Continued)

Analyte	Result	Qualifier	RL	MDL	Unit	D	Prepared	Analyzed	Dil Fac
1,3-Dichlorobenzene	ND		0.20	0.065	ppb v/v			01/04/19 22:05	1
1,4-Dichlorobenzene	ND		0.20	0.064	ppb v/v			01/04/19 22:05	1
1,4-Dioxane	ND		0.40	0.080	ppb v/v			01/04/19 22:05	1
2,2,4-Trimethylpentane	ND		0.40	0.039	ppb v/v			01/04/19 22:05	1
2-Chlorotoluene	ND		0.40	0.063	ppb v/v			01/04/19 22:05	1
3-Chloropropene	ND		0.20	0.048	ppb v/v			01/04/19 22:05	1
4-Ethyltoluene	ND		0.40	0.066	ppb v/v			01/04/19 22:05	1
4-Isopropyltoluene	ND		0.20	0.057	ppb v/v			01/04/19 22:05	1
Acetone	**5.6**	**J**	7.5	1.4	ppb v/v			01/04/19 22:05	1
Benzene	**0.14**	**J**	0.20	0.056	ppb v/v			01/04/19 22:05	1
Benzyl chloride	ND		0.40	0.078	ppb v/v			01/04/19 22:05	1
Bromodichloromethane	ND		0.20	0.044	ppb v/v			01/04/19 22:05	1
Bromoethene(Vinyl Bromide)	ND		0.20	0.035	ppb v/v			01/04/19 22:05	1
Bromoform	ND		0.20	0.048	ppb v/v			01/04/19 22:05	1
Bromomethane	ND		0.20	0.032	ppb v/v			01/04/19 22:05	1
Carbon disulfide	**0.036**	**J**	0.40	0.031	ppb v/v			01/04/19 22:05	1
Carbon tetrachloride	**0.080**	**J**	0.20	0.038	ppb v/v			01/04/19 22:05	1
Chlorobenzene	ND		0.20	0.049	ppb v/v			01/04/19 22:05	1
Chloroethane	ND		0.20	0.035	ppb v/v			01/04/19 22:05	1
Chloroform	ND		0.20	0.038	ppb v/v			01/04/19 22:05	1
Chloromethane	**0.66**	**J**	1.0	0.16	ppb v/v			01/04/19 22:05	1
cis-1,2-Dichloroethene	ND		0.20	0.060	ppb v/v			01/04/19 22:05	1
cis-1,3-Dichloropropene	ND		0.40	0.074	ppb v/v			01/04/19 22:05	1
Cumene	ND		0.40	0.060	ppb v/v			01/04/19 22:05	1
Cyclohexane	ND		0.40	0.040	ppb v/v			01/04/19 22:05	1
Dibromochloromethane	ND		0.20	0.042	ppb v/v			01/04/19 22:05	1
Dichlorodifluoromethane	**0.24**		0.20	0.068	ppb v/v			01/04/19 22:05	1
Ethylbenzene	ND		0.20	0.068	ppb v/v			01/04/19 22:05	1
Freon 22	**0.39**		0.20	0.037	ppb v/v			01/04/19 22:05	1
Freon TF	**0.071**	**J**	0.20	0.031	ppb v/v			01/04/19 22:05	1
Hexachlorobutadiene	ND		1.0	0.078	ppb v/v			01/04/19 22:05	1
Isopropyl alcohol	**6.2**		1.2	0.094	ppb v/v			01/04/19 22:05	1
m,p-Xylene	ND		0.20	0.12	ppb v/v			01/04/19 22:05	1
Methyl Butyl Ketone (2-Hexanone)	ND		0.40	0.058	ppb v/v			01/04/19 22:05	1
Methyl Ethyl Ketone	**0.26**	**J**	1.0	0.20	ppb v/v			01/04/19 22:05	1
methyl isobutyl ketone	ND		1.0	0.20	ppb v/v			01/04/19 22:05	1
Methyl methacrylate	ND		0.40	0.079	ppb v/v			01/04/19 22:05	1
Methyl tert-butyl ether	ND		1.0	0.17	ppb v/v			01/04/19 22:05	1
Methylene Chloride	**0.77**	**J**	1.0	0.32	ppb v/v			01/04/19 22:05	1
Naphthalene	ND		0.40	0.090	ppb v/v			01/04/19 22:05	1
n-Butane	**1.4**		1.0	0.073	ppb v/v			01/04/19 22:05	1
n-Butylbenzene	ND		0.40	0.046	ppb v/v			01/04/19 22:05	1
n-Heptane	**0.27**	**J**	0.40	0.047	ppb v/v			01/04/19 22:05	1
n-Hexane	**0.24**	**J**	0.40	0.032	ppb v/v			01/04/19 22:05	1
n-Propylbenzene	ND		0.40	0.056	ppb v/v			01/04/19 22:05	1
sec-Butylbenzene	ND		0.40	0.064	ppb v/v			01/04/19 22:05	1
Styrene	ND		0.20	0.058	ppb v/v			01/04/19 22:05	1
tert-Butyl alcohol	**0.093**	**J**	1.0	0.038	ppb v/v			01/04/19 22:05	1

Client Sample Results

Client: LaBella Associates DPC
Project/Site: Webster CSD Willink Middle School

TestAmerica Job ID: 140-13857-1

Client Sample ID: B-205-IA

Lab Sample ID: 140-13857-16

Date Collected: 12/28/18 17:21
Matrix: Air
Date Received: 01/03/19 09:45
Sample Container: Summa Canister 6L

Method: TO-15 - Volatile Organic Compounds in Ambient Air (Continued)

Analyte	Result	Qualifier	RL	MDL	Unit	D	Prepared	Analyzed	Dil Fac
tert-Butylbenzene	ND		0.40	0.066	ppb v/v			01/04/19 22:05	1
Tetrachloroethene	ND		0.20	0.040	ppb v/v			01/04/19 22:05	1
Tetrahydrofuran	ND		1.0	0.063	ppb v/v			01/04/19 22:05	1
Toluene	**0.58**	**J**	1.0	0.12	ppb v/v			01/04/19 22:05	1
trans-1,2-Dichloroethene	ND		0.20	0.050	ppb v/v			01/04/19 22:05	1
trans-1,3-Dichloropropene	ND		0.20	0.048	ppb v/v			01/04/19 22:05	1
Trichloroethene	ND		0.20	0.036	ppb v/v			01/04/19 22:05	1
Trichlorofluoromethane	**0.27**		0.20	0.025	ppb v/v			01/04/19 22:05	1
Vinyl chloride	ND		0.40	0.071	ppb v/v			01/04/19 22:05	1
Xylene (total)	ND		0.40	0.061	ppb v/v			01/04/19 22:05	1
Xylene, o-	ND		0.20	0.061	ppb v/v			01/04/19 22:05	1

Analyte	Result	Qualifier	RL	MDL	Unit	D	Prepared	Analyzed	Dil Fac
1,1,1-Trichloroethane	ND		1.1	0.16	ug/m3			01/04/19 22:05	1
1,1,2,2-Tetrachloroethane	ND		1.4	0.42	ug/m3			01/04/19 22:05	1
1,1,2-Trichloroethane	ND		1.1	0.28	ug/m3			01/04/19 22:05	1
1,1-Dichloroethane	ND		0.81	0.11	ug/m3			01/04/19 22:05	1
1,1-Dichloroethene	ND		0.79	0.13	ug/m3			01/04/19 22:05	1
1,2,4-Trichlorobenzene	ND		7.4	0.73	ug/m3			01/04/19 22:05	1
1,2,4-Trimethylbenzene	ND		0.98	0.31	ug/m3			01/04/19 22:05	1
1,2-Dibromoethane	ND		1.5	0.34	ug/m3			01/04/19 22:05	1
1,2-Dichlorobenzene	ND		2.4	0.42	ug/m3			01/04/19 22:05	1
1,2-Dichloroethane	ND		0.81	0.19	ug/m3			01/04/19 22:05	1
1,2-Dichloroethene, Total	ND		1.6	0.20	ug/m3			01/04/19 22:05	1
1,2-Dichloropropane	ND		0.92	0.24	ug/m3			01/04/19 22:05	1
1,2-Dichlorotetrafluoroethane	ND		1.4	0.22	ug/m3			01/04/19 22:05	1
1,3,5-Trimethylbenzene	ND		0.98	0.32	ug/m3			01/04/19 22:05	1
1,3-Butadiene	ND		0.88	0.14	ug/m3			01/04/19 22:05	1
1,3-Dichlorobenzene	ND		1.2	0.39	ug/m3			01/04/19 22:05	1
1,4-Dichlorobenzene	ND		1.2	0.38	ug/m3			01/04/19 22:05	1
1,4-Dioxane	ND		1.4	0.29	ug/m3			01/04/19 22:05	1
2,2,4-Trimethylpentane	ND		1.9	0.18	ug/m3			01/04/19 22:05	1
2-Chlorotoluene	ND		2.1	0.33	ug/m3			01/04/19 22:05	1
3-Chloropropene	ND		0.63	0.15	ug/m3			01/04/19 22:05	1
4-Ethyltoluene	ND		2.0	0.32	ug/m3			01/04/19 22:05	1
4-Isopropyltoluene	ND		1.1	0.31	ug/m3			01/04/19 22:05	1
Acetone	**13**	**J**	18	3.3	ug/m3			01/04/19 22:05	1
Benzene	**0.43**	**J**	0.64	0.18	ug/m3			01/04/19 22:05	1
Benzyl chloride	ND		2.1	0.40	ug/m3			01/04/19 22:05	1
Bromodichloromethane	ND		1.3	0.29	ug/m3			01/04/19 22:05	1
Bromoethene(Vinyl Bromide)	ND		0.87	0.15	ug/m3			01/04/19 22:05	1
Bromoform	ND		2.1	0.50	ug/m3			01/04/19 22:05	1
Bromomethane	ND		0.78	0.12	ug/m3			01/04/19 22:05	1
Carbon disulfide	**0.11**	**J**	1.2	0.097	ug/m3			01/04/19 22:05	1
Carbon tetrachloride	**0.50**	**J**	1.3	0.24	ug/m3			01/04/19 22:05	1
Chlorobenzene	ND		0.92	0.23	ug/m3			01/04/19 22:05	1
Chloroethane	ND		0.53	0.092	ug/m3			01/04/19 22:05	1
Chloroform	ND		0.98	0.19	ug/m3			01/04/19 22:05	1
Chloromethane	**1.4**	**J**	2.1	0.33	ug/m3			01/04/19 22:05	1

Client Sample ID: B-205-IA

Lab Sample ID: 140-13857-16

Date Collected: 12/28/18 17:21
Matrix: Air
Date Received: 01/03/19 09:45
Sample Container: Summa Canister 6L

Method: TO-15 - Volatile Organic Compounds in Ambient Air (Continued)

Analyte	Result	Qualifier	RL	MDL	Unit	D	Prepared	Analyzed	Dil Fac
cis-1,2-Dichloroethene	ND		0.79	0.24	ug/m3			01/04/19 22:05	1
cis-1,3-Dichloropropene	ND		1.8	0.34	ug/m3			01/04/19 22:05	1
Cumene	ND		2.0	0.29	ug/m3			01/04/19 22:05	1
Cyclohexane	ND		1.4	0.14	ug/m3			01/04/19 22:05	1
Dibromochloromethane	ND		1.7	0.36	ug/m3			01/04/19 22:05	1
Dichlorodifluoromethane	**1.2**		0.99	0.34	ug/m3			01/04/19 22:05	1
Ethylbenzene	ND		0.87	0.30	ug/m3			01/04/19 22:05	1
Freon 22	**1.4**		0.71	0.13	ug/m3			01/04/19 22:05	1
Freon TF	**0.55**	**J**	1.5	0.24	ug/m3			01/04/19 22:05	1
Hexachlorobutadiene	ND		11	0.83	ug/m3			01/04/19 22:05	1
Isopropyl alcohol	**15**		2.9	0.23	ug/m3			01/04/19 22:05	1
m,p-Xylene	ND		0.87	0.52	ug/m3			01/04/19 22:05	1
Methyl Butyl Ketone (2-Hexanone)	ND		1.6	0.24	ug/m3			01/04/19 22:05	1
Methyl Ethyl Ketone	**0.76**	**J**	2.9	0.59	ug/m3			01/04/19 22:05	1
methyl isobutyl ketone	ND		4.1	0.80	ug/m3			01/04/19 22:05	1
Methyl methacrylate	ND		1.6	0.32	ug/m3			01/04/19 22:05	1
Methyl tert-butyl ether	ND		3.6	0.61	ug/m3			01/04/19 22:05	1
Methylene Chloride	**2.7**	**J**	3.5	1.1	ug/m3			01/04/19 22:05	1
Naphthalene	ND		2.1	0.47	ug/m3			01/04/19 22:05	1
n-Butane	**3.4**		2.4	0.17	ug/m3			01/04/19 22:05	1
n-Butylbenzene	ND		2.2	0.25	ug/m3			01/04/19 22:05	1
n-Heptane	**1.1**	**J**	1.6	0.19	ug/m3			01/04/19 22:05	1
n-Hexane	**0.86**	**J**	1.4	0.11	ug/m3			01/04/19 22:05	1
n-Propylbenzene	ND		2.0	0.28	ug/m3			01/04/19 22:05	1
sec-Butylbenzene	ND		2.2	0.35	ug/m3			01/04/19 22:05	1
Styrene	ND		0.85	0.25	ug/m3			01/04/19 22:05	1
tert-Butyl alcohol	**0.28**	**J**	3.0	0.12	ug/m3			01/04/19 22:05	1
tert-Butylbenzene	ND		2.2	0.36	ug/m3			01/04/19 22:05	1
Tetrachloroethene	ND		1.4	0.27	ug/m3			01/04/19 22:05	1
Tetrahydrofuran	ND		2.9	0.19	ug/m3			01/04/19 22:05	1
Toluene	**2.2**	**J**	3.8	0.45	ug/m3			01/04/19 22:05	1
trans-1,2-Dichloroethene	ND		0.79	0.20	ug/m3			01/04/19 22:05	1
trans-1,3-Dichloropropene	ND		0.91	0.22	ug/m3			01/04/19 22:05	1
Trichloroethene	ND		1.1	0.19	ug/m3			01/04/19 22:05	1
Trichlorofluoromethane	**1.5**		1.1	0.14	ug/m3			01/04/19 22:05	1
Vinyl chloride	ND		1.0	0.18	ug/m3			01/04/19 22:05	1
Xylene (total)	ND		1.7	0.26	ug/m3			01/04/19 22:05	1
Xylene, o-	ND		0.87	0.26	ug/m3			01/04/19 22:05	1

Client Sample ID: B-202-IA

Lab Sample ID: 140-13857-17

Date Collected: 12/28/18 14:36
Matrix: Air
Date Received: 01/03/19 09:45
Sample Container: Summa Canister 6L

Method: TO-15 - Volatile Organic Compounds in Ambient Air

Analyte	Result	Qualifier	RL	MDL	Unit	D	Prepared	Analyzed	Dil Fac
1,1,1-Trichloroethane	ND		0.20	0.030	ppb v/v			01/04/19 22:55	1
1,1,2,2-Tetrachloroethane	ND		0.20	0.061	ppb v/v			01/04/19 22:55	1

Client Sample Results

Client: LaBella Associates DPC
Project/Site: Webster CSD Willink Middle School

TestAmerica Job ID: 140-13857-1

Client Sample ID: B-202-IA

Lab Sample ID: 140-13857-17

Date Collected: 12/28/18 14:36
Matrix: Air
Date Received: 01/03/19 09:45
Sample Container: Summa Canister 6L

Method: TO-15 - Volatile Organic Compounds in Ambient Air (Continued)

Analyte	Result	Qualifier	RL	MDL	Unit	D	Prepared	Analyzed	Dil Fac
1,1,2-Trichloroethane	ND		0.20	0.052	ppb v/v			01/04/19 22:55	1
1,1-Dichloroethane	ND		0.20	0.026	ppb v/v			01/04/19 22:55	1
1,1-Dichloroethene	ND		0.20	0.034	ppb v/v			01/04/19 22:55	1
1,2,4-Trichlorobenzene	ND		1.0	0.098	ppb v/v			01/04/19 22:55	1
1,2,4-Trimethylbenzene	ND		0.20	0.063	ppb v/v			01/04/19 22:55	1
1,2-Dibromoethane	ND		0.20	0.044	ppb v/v			01/04/19 22:55	1
1,2-Dichlorobenzene	ND		0.40	0.070	ppb v/v			01/04/19 22:55	1
1,2-Dichloroethane	ND		0.20	0.047	ppb v/v			01/04/19 22:55	1
1,2-Dichloroethene, Total	ND		0.40	0.050	ppb v/v			01/04/19 22:55	1
1,2-Dichloropropane	ND		0.20	0.052	ppb v/v			01/04/19 22:55	1
1,2-Dichlorotetrafluoroethane	ND		0.20	0.032	ppb v/v			01/04/19 22:55	1
1,3,5-Trimethylbenzene	ND		0.20	0.065	ppb v/v			01/04/19 22:55	1
1,3-Butadiene	ND		0.40	0.064	ppb v/v			01/04/19 22:55	1
1,3-Dichlorobenzene	ND		0.20	0.065	ppb v/v			01/04/19 22:55	1
1,4-Dichlorobenzene	ND		0.20	0.064	ppb v/v			01/04/19 22:55	1
1,4-Dioxane	ND		0.40	0.080	ppb v/v			01/04/19 22:55	1
2,2,4-Trimethylpentane	**0.046**	**J**	0.40	0.039	ppb v/v			01/04/19 22:55	1
2-Chlorotoluene	ND		0.40	0.063	ppb v/v			01/04/19 22:55	1
3-Chloropropene	ND		0.20	0.048	ppb v/v			01/04/19 22:55	1
4-Ethyltoluene	ND		0.40	0.066	ppb v/v			01/04/19 22:55	1
4-Isopropyltoluene	ND		0.20	0.057	ppb v/v			01/04/19 22:55	1
Acetone	**5.3**	**J**	7.5	1.4	ppb v/v			01/04/19 22:55	1
Benzene	**0.15**	**J**	0.20	0.056	ppb v/v			01/04/19 22:55	1
Benzyl chloride	ND		0.40	0.078	ppb v/v			01/04/19 22:55	1
Bromodichloromethane	ND		0.20	0.044	ppb v/v			01/04/19 22:55	1
Bromoethene(Vinyl Bromide)	ND		0.20	0.035	ppb v/v			01/04/19 22:55	1
Bromoform	ND		0.20	0.048	ppb v/v			01/04/19 22:55	1
Bromomethane	ND		0.20	0.032	ppb v/v			01/04/19 22:55	1
Carbon disulfide	**0.047**	**J**	0.40	0.031	ppb v/v			01/04/19 22:55	1
Carbon tetrachloride	**0.066**	**J**	0.20	0.038	ppb v/v			01/04/19 22:55	1
Chlorobenzene	ND		0.20	0.049	ppb v/v			01/04/19 22:55	1
Chloroethane	ND		0.20	0.035	ppb v/v			01/04/19 22:55	1
Chloroform	ND		0.20	0.038	ppb v/v			01/04/19 22:55	1
Chloromethane	**0.64**	**J**	1.0	0.16	ppb v/v			01/04/19 22:55	1
cis-1,2-Dichloroethene	ND		0.20	0.060	ppb v/v			01/04/19 22:55	1
cis-1,3-Dichloropropene	ND		0.40	0.074	ppb v/v			01/04/19 22:55	1
Cumene	ND		0.40	0.060	ppb v/v			01/04/19 22:55	1
Cyclohexane	**0.043**	**J**	0.40	0.040	ppb v/v			01/04/19 22:55	1
Dibromochloromethane	ND		0.20	0.042	ppb v/v			01/04/19 22:55	1
Dichlorodifluoromethane	**0.23**		0.20	0.068	ppb v/v			01/04/19 22:55	1
Ethylbenzene	ND		0.20	0.068	ppb v/v			01/04/19 22:55	1
Freon 22	**2.2**	**CI**	0.20	0.037	ppb v/v			01/04/19 22:55	1
Freon TF	**0.064**	**J**	0.20	0.031	ppb v/v			01/04/19 22:55	1
Hexachlorobutadiene	ND		1.0	0.078	ppb v/v			01/04/19 22:55	1
Isopropyl alcohol	**3.2**		1.2	0.094	ppb v/v			01/04/19 22:55	1
m,p-Xylene	**0.18**	**J**	0.20	0.12	ppb v/v			01/04/19 22:55	1
Methyl Butyl Ketone (2-Hexanone)	ND		0.40	0.058	ppb v/v			01/04/19 22:55	1
Methyl Ethyl Ketone	**0.38**	**J**	1.0	0.20	ppb v/v			01/04/19 22:55	1

Client Sample ID: B-202-IA

Lab Sample ID: 140-13857-17

Date Collected: 12/28/18 14:36
Matrix: Air
Date Received: 01/03/19 09:45
Sample Container: Summa Canister 6L

Method: TO-15 - Volatile Organic Compounds in Ambient Air (Continued)

Analyte	Result	Qualifier	RL	MDL	Unit	D	Prepared	Analyzed	Dil Fac
methyl isobutyl ketone	**0.47**	**J**	1.0	0.20	ppb v/v			01/04/19 22:55	1
Methyl methacrylate	ND		0.40	0.079	ppb v/v			01/04/19 22:55	1
Methyl tert-butyl ether	ND		1.0	0.17	ppb v/v			01/04/19 22:55	1
Methylene Chloride	**2.1**		1.0	0.32	ppb v/v			01/04/19 22:55	1
Naphthalene	ND		0.40	0.090	ppb v/v			01/04/19 22:55	1
n-Butane	**2.4**		1.0	0.073	ppb v/v			01/04/19 22:55	1
n-Butylbenzene	ND		0.40	0.046	ppb v/v			01/04/19 22:55	1
n-Heptane	**0.11**	**J**	0.40	0.047	ppb v/v			01/04/19 22:55	1
n-Hexane	**0.90**		0.40	0.032	ppb v/v			01/04/19 22:55	1
n-Propylbenzene	ND		0.40	0.056	ppb v/v			01/04/19 22:55	1
sec-Butylbenzene	ND		0.40	0.064	ppb v/v			01/04/19 22:55	1
Styrene	ND		0.20	0.058	ppb v/v			01/04/19 22:55	1
tert-Butyl alcohol	**0.090**	**J**	1.0	0.038	ppb v/v			01/04/19 22:55	1
tert-Butylbenzene	ND		0.40	0.066	ppb v/v			01/04/19 22:55	1
Tetrachloroethene	ND		0.20	0.040	ppb v/v			01/04/19 22:55	1
Tetrahydrofuran	ND		1.0	0.063	ppb v/v			01/04/19 22:55	1
Toluene	**0.81**	**J**	1.0	0.12	ppb v/v			01/04/19 22:55	1
trans-1,2-Dichloroethene	ND		0.20	0.050	ppb v/v			01/04/19 22:55	1
trans-1,3-Dichloropropene	ND		0.20	0.048	ppb v/v			01/04/19 22:55	1
Trichloroethene	ND		0.20	0.036	ppb v/v			01/04/19 22:55	1
Trichlorofluoromethane	**0.29**		0.20	0.025	ppb v/v			01/04/19 22:55	1
Vinyl chloride	ND		0.40	0.071	ppb v/v			01/04/19 22:55	1
Xylene (total)	**0.25**	**J**	0.40	0.061	ppb v/v			01/04/19 22:55	1
Xylene, o-	**0.070**	**J**	0.20	0.061	ppb v/v			01/04/19 22:55	1

Analyte	Result	Qualifier	RL	MDL	Unit	D	Prepared	Analyzed	Dil Fac
1,1,1-Trichloroethane	ND		1.1	0.16	ug/m3			01/04/19 22:55	1
1,1,2,2-Tetrachloroethane	ND		1.4	0.42	ug/m3			01/04/19 22:55	1
1,1,2-Trichloroethane	ND		1.1	0.28	ug/m3			01/04/19 22:55	1
1,1-Dichloroethane	ND		0.81	0.11	ug/m3			01/04/19 22:55	1
1,1-Dichloroethene	ND		0.79	0.13	ug/m3			01/04/19 22:55	1
1,2,4-Trichlorobenzene	ND		7.4	0.73	ug/m3			01/04/19 22:55	1
1,2,4-Trimethylbenzene	ND		0.98	0.31	ug/m3			01/04/19 22:55	1
1,2-Dibromoethane	ND		1.5	0.34	ug/m3			01/04/19 22:55	1
1,2-Dichlorobenzene	ND		2.4	0.42	ug/m3			01/04/19 22:55	1
1,2-Dichloroethane	ND		0.81	0.19	ug/m3			01/04/19 22:55	1
1,2-Dichloroethene, Total	ND		1.6	0.20	ug/m3			01/04/19 22:55	1
1,2-Dichloropropane	ND		0.92	0.24	ug/m3			01/04/19 22:55	1
1,2-Dichlorotetrafluoroethane	ND		1.4	0.22	ug/m3			01/04/19 22:55	1
1,3,5-Trimethylbenzene	ND		0.98	0.32	ug/m3			01/04/19 22:55	1
1,3-Butadiene	ND		0.88	0.14	ug/m3			01/04/19 22:55	1
1,3-Dichlorobenzene	ND		1.2	0.39	ug/m3			01/04/19 22:55	1
1,4-Dichlorobenzene	ND		1.2	0.38	ug/m3			01/04/19 22:55	1
1,4-Dioxane	ND		1.4	0.29	ug/m3			01/04/19 22:55	1
2,2,4-Trimethylpentane	**0.22**	**J**	1.9	0.18	ug/m3			01/04/19 22:55	1
2-Chlorotoluene	ND		2.1	0.33	ug/m3			01/04/19 22:55	1
3-Chloropropene	ND		0.63	0.15	ug/m3			01/04/19 22:55	1
4-Ethyltoluene	ND		2.0	0.32	ug/m3			01/04/19 22:55	1
4-Isopropyltoluene	ND		1.1	0.31	ug/m3			01/04/19 22:55	1

Client Sample Results

Client: LaBella Associates DPC
Project/Site: Webster CSD Willink Middle School

TestAmerica Job ID: 140-13857-1

Client Sample ID: B-202-IA

Lab Sample ID: 140-13857-17

Date Collected: 12/28/18 14:36
Matrix: Air
Date Received: 01/03/19 09:45
Sample Container: Summa Canister 6L

Method: TO-15 - Volatile Organic Compounds in Ambient Air (Continued)

Analyte	Result	Qualifier	RL	MDL	Unit	D	Prepared	Analyzed	Dil Fac
Acetone	**13**	**J**	18	3.3	ug/m3			01/04/19 22:55	1
Benzene	**0.47**	**J**	0.64	0.18	ug/m3			01/04/19 22:55	1
Benzyl chloride	ND		2.1	0.40	ug/m3			01/04/19 22:55	1
Bromodichloromethane	ND		1.3	0.29	ug/m3			01/04/19 22:55	1
Bromoethene(Vinyl Bromide)	ND		0.87	0.15	ug/m3			01/04/19 22:55	1
Bromoform	ND		2.1	0.50	ug/m3			01/04/19 22:55	1
Bromomethane	ND		0.78	0.12	ug/m3			01/04/19 22:55	1
Carbon disulfide	**0.15**	**J**	1.2	0.097	ug/m3			01/04/19 22:55	1
Carbon tetrachloride	**0.42**	**J**	1.3	0.24	ug/m3			01/04/19 22:55	1
Chlorobenzene	ND		0.92	0.23	ug/m3			01/04/19 22:55	1
Chloroethane	ND		0.53	0.092	ug/m3			01/04/19 22:55	1
Chloroform	ND		0.98	0.19	ug/m3			01/04/19 22:55	1
Chloromethane	**1.3**	**J**	2.1	0.33	ug/m3			01/04/19 22:55	1
cis-1,2-Dichloroethene	ND		0.79	0.24	ug/m3			01/04/19 22:55	1
cis-1,3-Dichloropropene	ND		1.8	0.34	ug/m3			01/04/19 22:55	1
Cumene	ND		2.0	0.29	ug/m3			01/04/19 22:55	1
Cyclohexane	**0.15**	**J**	1.4	0.14	ug/m3			01/04/19 22:55	1
Dibromochloromethane	ND		1.7	0.36	ug/m3			01/04/19 22:55	1
Dichlorodifluoromethane	**1.2**		0.99	0.34	ug/m3			01/04/19 22:55	1
Ethylbenzene	ND		0.87	0.30	ug/m3			01/04/19 22:55	1
Freon 22	**7.9**	**CI**	0.71	0.13	ug/m3			01/04/19 22:55	1
Freon TF	**0.49**	**J**	1.5	0.24	ug/m3			01/04/19 22:55	1
Hexachlorobutadiene	ND		11	0.83	ug/m3			01/04/19 22:55	1
Isopropyl alcohol	**7.8**		2.9	0.23	ug/m3			01/04/19 22:55	1
m,p-Xylene	**0.80**	**J**	0.87	0.52	ug/m3			01/04/19 22:55	1
Methyl Butyl Ketone (2-Hexanone)	ND		1.6	0.24	ug/m3			01/04/19 22:55	1
Methyl Ethyl Ketone	**1.1**	**J**	2.9	0.59	ug/m3			01/04/19 22:55	1
methyl isobutyl ketone	**1.9**	**J**	4.1	0.80	ug/m3			01/04/19 22:55	1
Methyl methacrylate	ND		1.6	0.32	ug/m3			01/04/19 22:55	1
Methyl tert-butyl ether	ND		3.6	0.61	ug/m3			01/04/19 22:55	1
Methylene Chloride	**7.2**		3.5	1.1	ug/m3			01/04/19 22:55	1
Naphthalene	ND		2.1	0.47	ug/m3			01/04/19 22:55	1
n-Butane	**5.8**		2.4	0.17	ug/m3			01/04/19 22:55	1
n-Butylbenzene	ND		2.2	0.25	ug/m3			01/04/19 22:55	1
n-Heptane	**0.46**	**J**	1.6	0.19	ug/m3			01/04/19 22:55	1
n-Hexane	**3.2**		1.4	0.11	ug/m3			01/04/19 22:55	1
n-Propylbenzene	ND		2.0	0.28	ug/m3			01/04/19 22:55	1
sec-Butylbenzene	ND		2.2	0.35	ug/m3			01/04/19 22:55	1
Styrene	ND		0.85	0.25	ug/m3			01/04/19 22:55	1
tert-Butyl alcohol	**0.27**	**J**	3.0	0.12	ug/m3			01/04/19 22:55	1
tert-Butylbenzene	ND		2.2	0.36	ug/m3			01/04/19 22:55	1
Tetrachloroethene	ND		1.4	0.27	ug/m3			01/04/19 22:55	1
Tetrahydrofuran	ND		2.9	0.19	ug/m3			01/04/19 22:55	1
Toluene	**3.0**	**J**	3.8	0.45	ug/m3			01/04/19 22:55	1
trans-1,2-Dichloroethene	ND		0.79	0.20	ug/m3			01/04/19 22:55	1
trans-1,3-Dichloropropene	ND		0.91	0.22	ug/m3			01/04/19 22:55	1
Trichloroethene	ND		1.1	0.19	ug/m3			01/04/19 22:55	1
Trichlorofluoromethane	**1.6**		1.1	0.14	ug/m3			01/04/19 22:55	1

Client Sample ID: B-202-IA — Lab Sample ID: 140-13857-17

Date Collected: 12/28/18 14:36
Date Received: 01/03/19 09:45
Sample Container: Summa Canister 6L
Matrix: Air

Method: TO-15 - Volatile Organic Compounds in Ambient Air (Continued)

Analyte	Result	Qualifier	RL	MDL	Unit	D	Prepared	Analyzed	Dil Fac
Vinyl chloride	ND		1.0	0.18	ug/m3			01/04/19 22:55	1
Xylene (total)	**1.1**	**J**	1.7	0.26	ug/m3			01/04/19 22:55	1
Xylene, o-	**0.30**	**J**	0.87	0.26	ug/m3			01/04/19 22:55	1

Client Sample ID: C-207-IA — Lab Sample ID: 140-13857-18

Date Collected: 12/28/18 17:32
Date Received: 01/03/19 09:45
Sample Container: Summa Canister 6L
Matrix: Air

Method: TO-15 - Volatile Organic Compounds in Ambient Air

Analyte	Result	Qualifier	RL	MDL	Unit	D	Prepared	Analyzed	Dil Fac
1,1,1-Trichloroethane	ND		0.20	0.030	ppb v/v			01/04/19 23:47	1
1,1,2,2-Tetrachloroethane	ND		0.20	0.061	ppb v/v			01/04/19 23:47	1
1,1,2-Trichloroethane	ND		0.20	0.052	ppb v/v			01/04/19 23:47	1
1,1-Dichloroethane	ND		0.20	0.026	ppb v/v			01/04/19 23:47	1
1,1-Dichloroethene	ND		0.20	0.034	ppb v/v			01/04/19 23:47	1
1,2,4-Trichlorobenzene	ND		1.0	0.098	ppb v/v			01/04/19 23:47	1
1,2,4-Trimethylbenzene	ND		0.20	0.063	ppb v/v			01/04/19 23:47	1
1,2-Dibromoethane	ND		0.20	0.044	ppb v/v			01/04/19 23:47	1
1,2-Dichlorobenzene	ND		0.40	0.070	ppb v/v			01/04/19 23:47	1
1,2-Dichloroethane	ND		0.20	0.047	ppb v/v			01/04/19 23:47	1
1,2-Dichloroethene, Total	ND		0.40	0.050	ppb v/v			01/04/19 23:47	1
1,2-Dichloropropane	ND		0.20	0.052	ppb v/v			01/04/19 23:47	1
1,2-Dichlorotetrafluoroethane	ND		0.20	0.032	ppb v/v			01/04/19 23:47	1
1,3,5-Trimethylbenzene	ND		0.20	0.065	ppb v/v			01/04/19 23:47	1
1,3-Butadiene	ND		0.40	0.064	ppb v/v			01/04/19 23:47	1
1,3-Dichlorobenzene	ND		0.20	0.065	ppb v/v			01/04/19 23:47	1
1,4-Dichlorobenzene	ND		0.20	0.064	ppb v/v			01/04/19 23:47	1
1,4-Dioxane	ND		0.40	0.080	ppb v/v			01/04/19 23:47	1
2,2,4-Trimethylpentane	ND		0.40	0.039	ppb v/v			01/04/19 23:47	1
2-Chlorotoluene	ND		0.40	0.063	ppb v/v			01/04/19 23:47	1
3-Chloropropene	ND		0.20	0.048	ppb v/v			01/04/19 23:47	1
4-Ethyltoluene	ND		0.40	0.066	ppb v/v			01/04/19 23:47	1
4-Isopropyltoluene	ND		0.20	0.057	ppb v/v			01/04/19 23:47	1
Acetone	**6.2**	**J**	7.5	1.4	ppb v/v			01/04/19 23:47	1
Benzene	**0.13**	**J**	0.20	0.056	ppb v/v			01/04/19 23:47	1
Benzyl chloride	ND		0.40	0.078	ppb v/v			01/04/19 23:47	1
Bromodichloromethane	ND		0.20	0.044	ppb v/v			01/04/19 23:47	1
Bromoethene(Vinyl Bromide)	ND		0.20	0.035	ppb v/v			01/04/19 23:47	1
Bromoform	ND		0.20	0.048	ppb v/v			01/04/19 23:47	1
Bromomethane	ND		0.20	0.032	ppb v/v			01/04/19 23:47	1
Carbon disulfide	**0.076**	**J**	0.40	0.031	ppb v/v			01/04/19 23:47	1
Carbon tetrachloride	**0.072**	**J**	0.20	0.038	ppb v/v			01/04/19 23:47	1
Chlorobenzene	ND		0.20	0.049	ppb v/v			01/04/19 23:47	1
Chloroethane	ND		0.20	0.035	ppb v/v			01/04/19 23:47	1
Chloroform	ND		0.20	0.038	ppb v/v			01/04/19 23:47	1
Chloromethane	**0.65**	**J**	1.0	0.16	ppb v/v			01/04/19 23:47	1
cis-1,2-Dichloroethene	ND		0.20	0.060	ppb v/v			01/04/19 23:47	1

Client Sample Results

Client: LaBella Associates DPC
Project/Site: Webster CSD Willink Middle School

TestAmerica Job ID: 140-13857-1

Client Sample ID: C-207-IA

Date Collected: 12/28/18 17:32
Date Received: 01/03/19 09:45
Sample Container: Summa Canister 6L

Lab Sample ID: 140-13857-18

Matrix: Air

Method: TO-15 - Volatile Organic Compounds in Ambient Air (Continued)

Analyte	Result	Qualifier	RL	MDL	Unit	D	Prepared	Analyzed	Dil Fac
cis-1,3-Dichloropropene	ND		0.40	0.074	ppb v/v			01/04/19 23:47	1
Cumene	ND		0.40	0.060	ppb v/v			01/04/19 23:47	1
Cyclohexane	ND		0.40	0.040	ppb v/v			01/04/19 23:47	1
Dibromochloromethane	ND		0.20	0.042	ppb v/v			01/04/19 23:47	1
Dichlorodifluoromethane	**0.23**		0.20	0.068	ppb v/v			01/04/19 23:47	1
Ethylbenzene	ND		0.20	0.068	ppb v/v			01/04/19 23:47	1
Freon 22	**0.41**		0.20	0.037	ppb v/v			01/04/19 23:47	1
Freon TF	**0.067**	**J**	0.20	0.031	ppb v/v			01/04/19 23:47	1
Hexachlorobutadiene	ND		1.0	0.078	ppb v/v			01/04/19 23:47	1
Isopropyl alcohol	**2.7**		1.2	0.094	ppb v/v			01/04/19 23:47	1
m,p-Xylene	ND		0.20	0.12	ppb v/v			01/04/19 23:47	1
Methyl Butyl Ketone (2-Hexanone)	ND		0.40	0.058	ppb v/v			01/04/19 23:47	1
Methyl Ethyl Ketone	**0.50**	**J**	1.0	0.20	ppb v/v			01/04/19 23:47	1
methyl isobutyl ketone	ND		1.0	0.20	ppb v/v			01/04/19 23:47	1
Methyl methacrylate	ND		0.40	0.079	ppb v/v			01/04/19 23:47	1
Methyl tert-butyl ether	ND		1.0	0.17	ppb v/v			01/04/19 23:47	1
Methylene Chloride	**0.63**	**J**	1.0	0.32	ppb v/v			01/04/19 23:47	1
Naphthalene	ND		0.40	0.090	ppb v/v			01/04/19 23:47	1
n-Butane	**2.0**		1.0	0.073	ppb v/v			01/04/19 23:47	1
n-Butylbenzene	ND		0.40	0.046	ppb v/v			01/04/19 23:47	1
n-Heptane	**0.12**	**J**	0.40	0.047	ppb v/v			01/04/19 23:47	1
n-Hexane	**0.26**	**J**	0.40	0.032	ppb v/v			01/04/19 23:47	1
n-Propylbenzene	ND		0.40	0.056	ppb v/v			01/04/19 23:47	1
sec-Butylbenzene	ND		0.40	0.064	ppb v/v			01/04/19 23:47	1
Styrene	ND		0.20	0.058	ppb v/v			01/04/19 23:47	1
tert-Butyl alcohol	**0.16**	**J**	1.0	0.038	ppb v/v			01/04/19 23:47	1
tert-Butylbenzene	ND		0.40	0.066	ppb v/v			01/04/19 23:47	1
Tetrachloroethene	ND		0.20	0.040	ppb v/v			01/04/19 23:47	1
Tetrahydrofuran	ND		1.0	0.063	ppb v/v			01/04/19 23:47	1
Toluene	**0.69**	**J**	1.0	0.12	ppb v/v			01/04/19 23:47	1
trans-1,2-Dichloroethene	ND		0.20	0.050	ppb v/v			01/04/19 23:47	1
trans-1,3-Dichloropropene	ND		0.20	0.048	ppb v/v			01/04/19 23:47	1
Trichloroethene	ND		0.20	0.036	ppb v/v			01/04/19 23:47	1
Trichlorofluoromethane	**0.25**		0.20	0.025	ppb v/v			01/04/19 23:47	1
Vinyl chloride	ND		0.40	0.071	ppb v/v			01/04/19 23:47	1
Xylene (total)	ND		0.40	0.061	ppb v/v			01/04/19 23:47	1
Xylene, o-	ND		0.20	0.061	ppb v/v			01/04/19 23:47	1

Analyte	Result	Qualifier	RL	MDL	Unit	D	Prepared	Analyzed	Dil Fac
1,1,1-Trichloroethane	ND		1.1	0.16	ug/m3			01/04/19 23:47	1
1,1,2,2-Tetrachloroethane	ND		1.4	0.42	ug/m3			01/04/19 23:47	1
1,1,2-Trichloroethane	ND		1.1	0.28	ug/m3			01/04/19 23:47	1
1,1-Dichloroethane	ND		0.81	0.11	ug/m3			01/04/19 23:47	1
1,1-Dichloroethene	ND		0.79	0.13	ug/m3			01/04/19 23:47	1
1,2,4-Trichlorobenzene	ND		7.4	0.73	ug/m3			01/04/19 23:47	1
1,2,4-Trimethylbenzene	ND		0.98	0.31	ug/m3			01/04/19 23:47	1
1,2-Dibromoethane	ND		1.5	0.34	ug/m3			01/04/19 23:47	1
1,2-Dichlorobenzene	ND		2.4	0.42	ug/m3			01/04/19 23:47	1
1,2-Dichloroethane	ND		0.81	0.19	ug/m3			01/04/19 23:47	1

Client Sample ID: C-207-IA

Lab Sample ID: 140-13857-18

Date Collected: 12/28/18 17:32
Matrix: Air
Date Received: 01/03/19 09:45
Sample Container: Summa Canister 6L

Method: TO-15 - Volatile Organic Compounds in Ambient Air (Continued)

Analyte	Result	Qualifier	RL	MDL	Unit	D	Prepared	Analyzed	Dil Fac
1,2-Dichloroethene, Total	ND		1.6	0.20	ug/m3			01/04/19 23:47	1
1,2-Dichloropropane	ND		0.92	0.24	ug/m3			01/04/19 23:47	1
1,2-Dichlorotetrafluoroethane	ND		1.4	0.22	ug/m3			01/04/19 23:47	1
1,3,5-Trimethylbenzene	ND		0.98	0.32	ug/m3			01/04/19 23:47	1
1,3-Butadiene	ND		0.88	0.14	ug/m3			01/04/19 23:47	1
1,3-Dichlorobenzene	ND		1.2	0.39	ug/m3			01/04/19 23:47	1
1,4-Dichlorobenzene	ND		1.2	0.38	ug/m3			01/04/19 23:47	1
1,4-Dioxane	ND		1.4	0.29	ug/m3			01/04/19 23:47	1
2,2,4-Trimethylpentane	ND		1.9	0.18	ug/m3			01/04/19 23:47	1
2-Chlorotoluene	ND		2.1	0.33	ug/m3			01/04/19 23:47	1
3-Chloropropene	ND		0.63	0.15	ug/m3			01/04/19 23:47	1
4-Ethyltoluene	ND		2.0	0.32	ug/m3			01/04/19 23:47	1
4-Isopropyltoluene	ND		1.1	0.31	ug/m3			01/04/19 23:47	1
Acetone	**15**	**J**	18	3.3	ug/m3			01/04/19 23:47	1
Benzene	**0.42**	**J**	0.64	0.18	ug/m3			01/04/19 23:47	1
Benzyl chloride	ND		2.1	0.40	ug/m3			01/04/19 23:47	1
Bromodichloromethane	ND		1.3	0.29	ug/m3			01/04/19 23:47	1
Bromoethene(Vinyl Bromide)	ND		0.87	0.15	ug/m3			01/04/19 23:47	1
Bromoform	ND		2.1	0.50	ug/m3			01/04/19 23:47	1
Bromomethane	ND		0.78	0.12	ug/m3			01/04/19 23:47	1
Carbon disulfide	**0.24**	**J**	1.2	0.097	ug/m3			01/04/19 23:47	1
Carbon tetrachloride	**0.46**	**J**	1.3	0.24	ug/m3			01/04/19 23:47	1
Chlorobenzene	ND		0.92	0.23	ug/m3			01/04/19 23:47	1
Chloroethane	ND		0.53	0.092	ug/m3			01/04/19 23:47	1
Chloroform	ND		0.98	0.19	ug/m3			01/04/19 23:47	1
Chloromethane	**1.3**	**J**	2.1	0.33	ug/m3			01/04/19 23:47	1
cis-1,2-Dichloroethene	ND		0.79	0.24	ug/m3			01/04/19 23:47	1
cis-1,3-Dichloropropene	ND		1.8	0.34	ug/m3			01/04/19 23:47	1
Cumene	ND		2.0	0.29	ug/m3			01/04/19 23:47	1
Cyclohexane	ND		1.4	0.14	ug/m3			01/04/19 23:47	1
Dibromochloromethane	ND		1.7	0.36	ug/m3			01/04/19 23:47	1
Dichlorodifluoromethane	**1.1**		0.99	0.34	ug/m3			01/04/19 23:47	1
Ethylbenzene	ND		0.87	0.30	ug/m3			01/04/19 23:47	1
Freon 22	**1.4**		0.71	0.13	ug/m3			01/04/19 23:47	1
Freon TF	**0.51**	**J**	1.5	0.24	ug/m3			01/04/19 23:47	1
Hexachlorobutadiene	ND		11	0.83	ug/m3			01/04/19 23:47	1
Isopropyl alcohol	**6.6**		2.9	0.23	ug/m3			01/04/19 23:47	1
m,p-Xylene	ND		0.87	0.52	ug/m3			01/04/19 23:47	1
Methyl Butyl Ketone (2-Hexanone)	ND		1.6	0.24	ug/m3			01/04/19 23:47	1
Methyl Ethyl Ketone	**1.5**	**J**	2.9	0.59	ug/m3			01/04/19 23:47	1
methyl isobutyl ketone	ND		4.1	0.80	ug/m3			01/04/19 23:47	1
Methyl methacrylate	ND		1.6	0.32	ug/m3			01/04/19 23:47	1
Methyl tert-butyl ether	ND		3.6	0.61	ug/m3			01/04/19 23:47	1
Methylene Chloride	**2.2**	**J**	3.5	1.1	ug/m3			01/04/19 23:47	1
Naphthalene	ND		2.1	0.47	ug/m3			01/04/19 23:47	1
n-Butane	**4.8**		2.4	0.17	ug/m3			01/04/19 23:47	1
n-Butylbenzene	ND		2.2	0.25	ug/m3			01/04/19 23:47	1
n-Heptane	**0.48**	**J**	1.6	0.19	ug/m3			01/04/19 23:47	1

Client Sample ID: C-207-IA

Lab Sample ID: 140-13857-18

Date Collected: 12/28/18 17:32
Matrix: Air
Date Received: 01/03/19 09:45
Sample Container: Summa Canister 6L

Method: TO-15 - Volatile Organic Compounds in Ambient Air (Continued)

Analyte	Result	Qualifier	RL	MDL	Unit	D	Prepared	Analyzed	Dil Fac
n-Hexane	**0.92**	**J**	1.4	0.11	ug/m3			01/04/19 23:47	1
n-Propylbenzene	ND		2.0	0.28	ug/m3			01/04/19 23:47	1
sec-Butylbenzene	ND		2.2	0.35	ug/m3			01/04/19 23:47	1
Styrene	ND		0.85	0.25	ug/m3			01/04/19 23:47	1
tert-Butyl alcohol	**0.50**	**J**	3.0	0.12	ug/m3			01/04/19 23:47	1
tert-Butylbenzene	ND		2.2	0.36	ug/m3			01/04/19 23:47	1
Tetrachloroethene	ND		1.4	0.27	ug/m3			01/04/19 23:47	1
Tetrahydrofuran	ND		2.9	0.19	ug/m3			01/04/19 23:47	1
Toluene	**2.6**	**J**	3.8	0.45	ug/m3			01/04/19 23:47	1
trans-1,2-Dichloroethene	ND		0.79	0.20	ug/m3			01/04/19 23:47	1
trans-1,3-Dichloropropene	ND		0.91	0.22	ug/m3			01/04/19 23:47	1
Trichloroethene	ND		1.1	0.19	ug/m3			01/04/19 23:47	1
Trichlorofluoromethane	**1.4**		1.1	0.14	ug/m3			01/04/19 23:47	1
Vinyl chloride	ND		1.0	0.18	ug/m3			01/04/19 23:47	1
Xylene (total)	ND		1.7	0.26	ug/m3			01/04/19 23:47	1
Xylene, o-	ND		0.87	0.26	ug/m3			01/04/19 23:47	1

Client Sample ID: OUTDOOR-IA

Lab Sample ID: 140-13857-19

Date Collected: 12/28/18 18:00
Matrix: Air
Date Received: 01/03/19 09:45
Sample Container: Summa Canister 6L

Method: TO-15 - Volatile Organic Compounds in Ambient Air

Analyte	Result	Qualifier	RL	MDL	Unit	D	Prepared	Analyzed	Dil Fac
1,1,1-Trichloroethane	ND		0.20	0.030	ppb v/v			01/05/19 01:29	1
1,1,2,2-Tetrachloroethane	ND		0.20	0.061	ppb v/v			01/05/19 01:29	1
1,1,2-Trichloroethane	ND		0.20	0.052	ppb v/v			01/05/19 01:29	1
1,1-Dichloroethane	ND		0.20	0.026	ppb v/v			01/05/19 01:29	1
1,1-Dichloroethene	ND		0.20	0.034	ppb v/v			01/05/19 01:29	1
1,2,4-Trichlorobenzene	ND		1.0	0.098	ppb v/v			01/05/19 01:29	1
1,2,4-Trimethylbenzene	ND		0.20	0.063	ppb v/v			01/05/19 01:29	1
1,2-Dibromoethane	ND		0.20	0.044	ppb v/v			01/05/19 01:29	1
1,2-Dichlorobenzene	ND		0.40	0.070	ppb v/v			01/05/19 01:29	1
1,2-Dichloroethane	ND		0.20	0.047	ppb v/v			01/05/19 01:29	1
1,2-Dichloroethene, Total	ND		0.40	0.050	ppb v/v			01/05/19 01:29	1
1,2-Dichloropropane	ND		0.20	0.052	ppb v/v			01/05/19 01:29	1
1,2-Dichlorotetrafluoroethane	ND		0.20	0.032	ppb v/v			01/05/19 01:29	1
1,3,5-Trimethylbenzene	ND		0.20	0.065	ppb v/v			01/05/19 01:29	1
1,3-Butadiene	ND		0.40	0.064	ppb v/v			01/05/19 01:29	1
1,3-Dichlorobenzene	ND		0.20	0.065	ppb v/v			01/05/19 01:29	1
1,4-Dichlorobenzene	ND		0.20	0.064	ppb v/v			01/05/19 01:29	1
1,4-Dioxane	ND		0.40	0.080	ppb v/v			01/05/19 01:29	1
2,2,4-Trimethylpentane	ND		0.40	0.039	ppb v/v			01/05/19 01:29	1
2-Chlorotoluene	ND		0.40	0.063	ppb v/v			01/05/19 01:29	1
3-Chloropropene	ND		0.20	0.048	ppb v/v			01/05/19 01:29	1
4-Ethyltoluene	ND		0.40	0.066	ppb v/v			01/05/19 01:29	1
4-Isopropyltoluene	ND		0.20	0.057	ppb v/v			01/05/19 01:29	1
Acetone	**5.7**	**J**	7.5	1.4	ppb v/v			01/05/19 01:29	1

Client Sample Results

Client: LaBella Associates DPC
Project/Site: Webster CSD Willink Middle School

TestAmerica Job ID: 140-13857-1

Client Sample ID: OUTDOOR-IA

Lab Sample ID: 140-13857-19

Date Collected: 12/28/18 18:00
Matrix: Air
Date Received: 01/03/19 09:45
Sample Container: Summa Canister 6L

Method: TO-15 - Volatile Organic Compounds in Ambient Air (Continued)

Analyte	Result	Qualifier	RL	MDL	Unit	D	Prepared	Analyzed	Dil Fac
Benzene	**0.13**	**J**	0.20	0.056	ppb v/v			01/05/19 01:29	1
Benzyl chloride	ND		0.40	0.078	ppb v/v			01/05/19 01:29	1
Bromodichloromethane	ND		0.20	0.044	ppb v/v			01/05/19 01:29	1
Bromoethene(Vinyl Bromide)	ND		0.20	0.035	ppb v/v			01/05/19 01:29	1
Bromoform	ND		0.20	0.048	ppb v/v			01/05/19 01:29	1
Bromomethane	ND		0.20	0.032	ppb v/v			01/05/19 01:29	1
Carbon disulfide	**0.034**	**J**	0.40	0.031	ppb v/v			01/05/19 01:29	1
Carbon tetrachloride	**0.067**	**J**	0.20	0.038	ppb v/v			01/05/19 01:29	1
Chlorobenzene	ND		0.20	0.049	ppb v/v			01/05/19 01:29	1
Chloroethane	ND		0.20	0.035	ppb v/v			01/05/19 01:29	1
Chloroform	ND		0.20	0.038	ppb v/v			01/05/19 01:29	1
Chloromethane	**0.49**	**J**	1.0	0.16	ppb v/v			01/05/19 01:29	1
cis-1,2-Dichloroethene	ND		0.20	0.060	ppb v/v			01/05/19 01:29	1
cis-1,3-Dichloropropene	ND		0.40	0.074	ppb v/v			01/05/19 01:29	1
Cumene	ND		0.40	0.060	ppb v/v			01/05/19 01:29	1
Cyclohexane	ND		0.40	0.040	ppb v/v			01/05/19 01:29	1
Dibromochloromethane	ND		0.20	0.042	ppb v/v			01/05/19 01:29	1
Dichlorodifluoromethane	**0.22**		0.20	0.068	ppb v/v			01/05/19 01:29	1
Ethylbenzene	ND		0.20	0.068	ppb v/v			01/05/19 01:29	1
Freon 22	**0.24**		0.20	0.037	ppb v/v			01/05/19 01:29	1
Freon TF	**0.069**	**J**	0.20	0.031	ppb v/v			01/05/19 01:29	1
Hexachlorobutadiene	ND		1.0	0.078	ppb v/v			01/05/19 01:29	1
Isopropyl alcohol	**0.58**	**J**	1.2	0.094	ppb v/v			01/05/19 01:29	1
m,p-Xylene	**0.12**	**J**	0.20	0.12	ppb v/v			01/05/19 01:29	1
Methyl Butyl Ketone (2-Hexanone)	ND		0.40	0.058	ppb v/v			01/05/19 01:29	1
Methyl Ethyl Ketone	**0.58**	**J**	1.0	0.20	ppb v/v			01/05/19 01:29	1
methyl isobutyl ketone	ND		1.0	0.20	ppb v/v			01/05/19 01:29	1
Methyl methacrylate	ND		0.40	0.079	ppb v/v			01/05/19 01:29	1
Methyl tert-butyl ether	ND		1.0	0.17	ppb v/v			01/05/19 01:29	1
Methylene Chloride	**0.44**	**J**	1.0	0.32	ppb v/v			01/05/19 01:29	1
Naphthalene	ND		0.40	0.090	ppb v/v			01/05/19 01:29	1
n-Butane	**1.2**		1.0	0.073	ppb v/v			01/05/19 01:29	1
n-Butylbenzene	ND		0.40	0.046	ppb v/v			01/05/19 01:29	1
n-Heptane	ND		0.40	0.047	ppb v/v			01/05/19 01:29	1
n-Hexane	**0.19**	**J**	0.40	0.032	ppb v/v			01/05/19 01:29	1
n-Propylbenzene	ND		0.40	0.056	ppb v/v			01/05/19 01:29	1
sec-Butylbenzene	ND		0.40	0.064	ppb v/v			01/05/19 01:29	1
Styrene	ND		0.20	0.058	ppb v/v			01/05/19 01:29	1
tert-Butyl alcohol	**0.067**	**J**	1.0	0.038	ppb v/v			01/05/19 01:29	1
tert-Butylbenzene	ND		0.40	0.066	ppb v/v			01/05/19 01:29	1
Tetrachloroethene	ND		0.20	0.040	ppb v/v			01/05/19 01:29	1
Tetrahydrofuran	ND		1.0	0.063	ppb v/v			01/05/19 01:29	1
Toluene	**0.57**	**J**	1.0	0.12	ppb v/v			01/05/19 01:29	1
trans-1,2-Dichloroethene	ND		0.20	0.050	ppb v/v			01/05/19 01:29	1
trans-1,3-Dichloropropene	ND		0.20	0.048	ppb v/v			01/05/19 01:29	1
Trichloroethene	ND		0.20	0.036	ppb v/v			01/05/19 01:29	1
Trichlorofluoromethane	**0.24**		0.20	0.025	ppb v/v			01/05/19 01:29	1
Vinyl chloride	ND		0.40	0.071	ppb v/v			01/05/19 01:29	1

Client Sample ID: OUTDOOR-IA

Lab Sample ID: 140-13857-19

Date Collected: 12/28/18 18:00
Date Received: 01/03/19 09:45
Sample Container: Summa Canister 6L

Matrix: Air

Method: TO-15 - Volatile Organic Compounds in Ambient Air (Continued)

Analyte	Result	Qualifier	RL	MDL	Unit	D	Prepared	Analyzed	Dil Fac
Xylene (total)	**0.12**	**J**	0.40	0.061	ppb v/v			01/05/19 01:29	1
Xylene, o-	ND		0.20	0.061	ppb v/v			01/05/19 01:29	1

Analyte	Result	Qualifier	RL	MDL	Unit	D	Prepared	Analyzed	Dil Fac
1,1,1-Trichloroethane	ND		1.1	0.16	ug/m3			01/05/19 01:29	1
1,1,2,2-Tetrachloroethane	ND		1.4	0.42	ug/m3			01/05/19 01:29	1
1,1,2-Trichloroethane	ND		1.1	0.28	ug/m3			01/05/19 01:29	1
1,1-Dichloroethane	ND		0.81	0.11	ug/m3			01/05/19 01:29	1
1,1-Dichloroethene	ND		0.79	0.13	ug/m3			01/05/19 01:29	1
1,2,4-Trichlorobenzene	ND		7.4	0.73	ug/m3			01/05/19 01:29	1
1,2,4-Trimethylbenzene	ND		0.98	0.31	ug/m3			01/05/19 01:29	1
1,2-Dibromoethane	ND		1.5	0.34	ug/m3			01/05/19 01:29	1
1,2-Dichlorobenzene	ND		2.4	0.42	ug/m3			01/05/19 01:29	1
1,2-Dichloroethane	ND		0.81	0.19	ug/m3			01/05/19 01:29	1
1,2-Dichloroethene, Total	ND		1.6	0.20	ug/m3			01/05/19 01:29	1
1,2-Dichloropropane	ND		0.92	0.24	ug/m3			01/05/19 01:29	1
1,2-Dichlorotetrafluoroethane	ND		1.4	0.22	ug/m3			01/05/19 01:29	1
1,3,5-Trimethylbenzene	ND		0.98	0.32	ug/m3			01/05/19 01:29	1
1,3-Butadiene	ND		0.88	0.14	ug/m3			01/05/19 01:29	1
1,3-Dichlorobenzene	ND		1.2	0.39	ug/m3			01/05/19 01:29	1
1,4-Dichlorobenzene	ND		1.2	0.38	ug/m3			01/05/19 01:29	1
1,4-Dioxane	ND		1.4	0.29	ug/m3			01/05/19 01:29	1
2,2,4-Trimethylpentane	ND		1.9	0.18	ug/m3			01/05/19 01:29	1
2-Chlorotoluene	ND		2.1	0.33	ug/m3			01/05/19 01:29	1
3-Chloropropene	ND		0.63	0.15	ug/m3			01/05/19 01:29	1
4-Ethyltoluene	ND		2.0	0.32	ug/m3			01/05/19 01:29	1
4-Isopropyltoluene	ND		1.1	0.31	ug/m3			01/05/19 01:29	1
Acetone	**13**	**J**	18	3.3	ug/m3			01/05/19 01:29	1
Benzene	**0.41**	**J**	0.64	0.18	ug/m3			01/05/19 01:29	1
Benzyl chloride	ND		2.1	0.40	ug/m3			01/05/19 01:29	1
Bromodichloromethane	ND		1.3	0.29	ug/m3			01/05/19 01:29	1
Bromoethene(Vinyl Bromide)	ND		0.87	0.15	ug/m3			01/05/19 01:29	1
Bromoform	ND		2.1	0.50	ug/m3			01/05/19 01:29	1
Bromomethane	ND		0.78	0.12	ug/m3			01/05/19 01:29	1
Carbon disulfide	**0.11**	**J**	1.2	0.097	ug/m3			01/05/19 01:29	1
Carbon tetrachloride	**0.42**	**J**	1.3	0.24	ug/m3			01/05/19 01:29	1
Chlorobenzene	ND		0.92	0.23	ug/m3			01/05/19 01:29	1
Chloroethane	ND		0.53	0.092	ug/m3			01/05/19 01:29	1
Chloroform	ND		0.98	0.19	ug/m3			01/05/19 01:29	1
Chloromethane	**1.0**	**J**	2.1	0.33	ug/m3			01/05/19 01:29	1
cis-1,2-Dichloroethene	ND		0.79	0.24	ug/m3			01/05/19 01:29	1
cis-1,3-Dichloropropene	ND		1.8	0.34	ug/m3			01/05/19 01:29	1
Cumene	ND		2.0	0.29	ug/m3			01/05/19 01:29	1
Cyclohexane	ND		1.4	0.14	ug/m3			01/05/19 01:29	1
Dibromochloromethane	ND		1.7	0.36	ug/m3			01/05/19 01:29	1
Dichlorodifluoromethane	**1.1**		0.99	0.34	ug/m3			01/05/19 01:29	1
Ethylbenzene	ND		0.87	0.30	ug/m3			01/05/19 01:29	1
Freon 22	**0.86**		0.71	0.13	ug/m3			01/05/19 01:29	1
Freon TF	**0.53**	**J**	1.5	0.24	ug/m3			01/05/19 01:29	1

Client Sample ID: OUTDOOR-IA

Lab Sample ID: 140-13857-19

Date Collected: 12/28/18 18:00
Matrix: Air
Date Received: 01/03/19 09:45
Sample Container: Summa Canister 6L

Method: TO-15 - Volatile Organic Compounds in Ambient Air (Continued)

Analyte	Result	Qualifier	RL	MDL	Unit	D	Prepared	Analyzed	Dil Fac
Hexachlorobutadiene	ND		11	0.83	ug/m3			01/05/19 01:29	1
Isopropyl alcohol	**1.4**	**J**	2.9	0.23	ug/m3			01/05/19 01:29	1
m,p-Xylene	**0.53**	**J**	0.87	0.52	ug/m3			01/05/19 01:29	1
Methyl Butyl Ketone (2-Hexanone)	ND		1.6	0.24	ug/m3			01/05/19 01:29	1
Methyl Ethyl Ketone	**1.7**	**J**	2.9	0.59	ug/m3			01/05/19 01:29	1
methyl isobutyl ketone	ND		4.1	0.80	ug/m3			01/05/19 01:29	1
Methyl methacrylate	ND		1.6	0.32	ug/m3			01/05/19 01:29	1
Methyl tert-butyl ether	ND		3.6	0.61	ug/m3			01/05/19 01:29	1
Methylene Chloride	**1.5**	**J**	3.5	1.1	ug/m3			01/05/19 01:29	1
Naphthalene	ND		2.1	0.47	ug/m3			01/05/19 01:29	1
n-Butane	**2.8**		2.4	0.17	ug/m3			01/05/19 01:29	1
n-Butylbenzene	ND		2.2	0.25	ug/m3			01/05/19 01:29	1
n-Heptane	ND		1.6	0.19	ug/m3			01/05/19 01:29	1
n-Hexane	**0.66**	**J**	1.4	0.11	ug/m3			01/05/19 01:29	1
n-Propylbenzene	ND		2.0	0.28	ug/m3			01/05/19 01:29	1
sec-Butylbenzene	ND		2.2	0.35	ug/m3			01/05/19 01:29	1
Styrene	ND		0.85	0.25	ug/m3			01/05/19 01:29	1
tert-Butyl alcohol	**0.20**	**J**	3.0	0.12	ug/m3			01/05/19 01:29	1
tert-Butylbenzene	ND		2.2	0.36	ug/m3			01/05/19 01:29	1
Tetrachloroethene	ND		1.4	0.27	ug/m3			01/05/19 01:29	1
Tetrahydrofuran	ND		2.9	0.19	ug/m3			01/05/19 01:29	1
Toluene	**2.1**	**J**	3.8	0.45	ug/m3			01/05/19 01:29	1
trans-1,2-Dichloroethene	ND		0.79	0.20	ug/m3			01/05/19 01:29	1
trans-1,3-Dichloropropene	ND		0.91	0.22	ug/m3			01/05/19 01:29	1
Trichloroethene	ND		1.1	0.19	ug/m3			01/05/19 01:29	1
Trichlorofluoromethane	**1.4**		1.1	0.14	ug/m3			01/05/19 01:29	1
Vinyl chloride	ND		1.0	0.18	ug/m3			01/05/19 01:29	1
Xylene (total)	**0.52**	**J**	1.7	0.26	ug/m3			01/05/19 01:29	1
Xylene, o-	ND		0.87	0.26	ug/m3			01/05/19 01:29	1

Client Sample ID: DUPE

Lab Sample ID: 140-13857-20

Date Collected: 12/28/18 00:00
Matrix: Air
Date Received: 01/03/19 09:45
Sample Container: Summa Canister 6L

Method: TO-15 - Volatile Organic Compounds in Ambient Air

Analyte	Result	Qualifier	RL	MDL	Unit	D	Prepared	Analyzed	Dil Fac
1,1,1-Trichloroethane	ND		0.20	0.030	ppb v/v			01/05/19 02:20	1.56
1,1,2,2-Tetrachloroethane	ND		0.20	0.061	ppb v/v			01/05/19 02:20	1.56
1,1,2-Trichloroethane	ND		0.20	0.052	ppb v/v			01/05/19 02:20	1.56
1,1-Dichloroethane	ND		0.20	0.026	ppb v/v			01/05/19 02:20	1.56
1,1-Dichloroethene	ND		0.20	0.034	ppb v/v			01/05/19 02:20	1.56
1,2,4-Trichlorobenzene	ND		1.0	0.098	ppb v/v			01/05/19 02:20	1.56
1,2,4-Trimethylbenzene	ND		0.20	0.063	ppb v/v			01/05/19 02:20	1.56
1,2-Dibromoethane	ND		0.20	0.044	ppb v/v			01/05/19 02:20	1.56
1,2-Dichlorobenzene	ND		0.40	0.070	ppb v/v			01/05/19 02:20	1.56
1,2-Dichloroethane	ND		0.20	0.047	ppb v/v			01/05/19 02:20	1.56
1,2-Dichloroethene, Total	ND		0.40	0.050	ppb v/v			01/05/19 02:20	1.56

Client Sample Results

Client: LaBella Associates DPC
Project/Site: Webster CSD Willink Middle School

TestAmerica Job ID: 140-13857-1

Client Sample ID: DUPE

Lab Sample ID: 140-13857-20

Date Collected: 12/28/18 00:00
Matrix: Air
Date Received: 01/03/19 09:45
Sample Container: Summa Canister 6L

Method: TO-15 - Volatile Organic Compounds in Ambient Air (Continued)

Analyte	Result	Qualifier	RL	MDL	Unit	D	Prepared	Analyzed	Dil Fac
1,2-Dichloropropane	ND		0.20	0.052	ppb v/v			01/05/19 02:20	1.56
1,2-Dichlorotetrafluoroethane	ND		0.20	0.032	ppb v/v			01/05/19 02:20	1.56
1,3,5-Trimethylbenzene	ND		0.20	0.065	ppb v/v			01/05/19 02:20	1.56
1,3-Butadiene	ND		0.40	0.064	ppb v/v			01/05/19 02:20	1.56
1,3-Dichlorobenzene	ND		0.20	0.065	ppb v/v			01/05/19 02:20	1.56
1,4-Dichlorobenzene	ND		0.20	0.064	ppb v/v			01/05/19 02:20	1.56
1,4-Dioxane	ND		0.40	0.080	ppb v/v			01/05/19 02:20	1.56
2,2,4-Trimethylpentane	ND		0.40	0.039	ppb v/v			01/05/19 02:20	1.56
2-Chlorotoluene	ND		0.40	0.063	ppb v/v			01/05/19 02:20	1.56
3-Chloropropene	ND		0.20	0.048	ppb v/v			01/05/19 02:20	1.56
4-Ethyltoluene	ND		0.40	0.066	ppb v/v			01/05/19 02:20	1.56
4-Isopropyltoluene	ND		0.20	0.057	ppb v/v			01/05/19 02:20	1.56
Acetone	**3.6**	**J**	7.5	1.4	ppb v/v			01/05/19 02:20	1.56
Benzene	**0.12**	**J**	0.20	0.056	ppb v/v			01/05/19 02:20	1.56
Benzyl chloride	ND		0.40	0.078	ppb v/v			01/05/19 02:20	1.56
Bromodichloromethane	ND		0.20	0.044	ppb v/v			01/05/19 02:20	1.56
Bromoethene(Vinyl Bromide)	ND		0.20	0.035	ppb v/v			01/05/19 02:20	1.56
Bromoform	ND		0.20	0.048	ppb v/v			01/05/19 02:20	1.56
Bromomethane	ND		0.20	0.032	ppb v/v			01/05/19 02:20	1.56
Carbon disulfide	ND		0.40	0.031	ppb v/v			01/05/19 02:20	1.56
Carbon tetrachloride	**0.065**	**J**	0.20	0.038	ppb v/v			01/05/19 02:20	1.56
Chlorobenzene	ND		0.20	0.049	ppb v/v			01/05/19 02:20	1.56
Chloroethane	ND		0.20	0.035	ppb v/v			01/05/19 02:20	1.56
Chloroform	ND		0.20	0.038	ppb v/v			01/05/19 02:20	1.56
Chloromethane	**0.68**	**J**	1.0	0.16	ppb v/v			01/05/19 02:20	1.56
cis-1,2-Dichloroethene	ND		0.20	0.060	ppb v/v			01/05/19 02:20	1.56
cis-1,3-Dichloropropene	ND		0.40	0.074	ppb v/v			01/05/19 02:20	1.56
Cumene	ND		0.40	0.060	ppb v/v			01/05/19 02:20	1.56
Cyclohexane	ND		0.40	0.040	ppb v/v			01/05/19 02:20	1.56
Dibromochloromethane	ND		0.20	0.042	ppb v/v			01/05/19 02:20	1.56
Dichlorodifluoromethane	**0.23**		0.20	0.068	ppb v/v			01/05/19 02:20	1.56
Ethylbenzene	ND		0.20	0.068	ppb v/v			01/05/19 02:20	1.56
Freon 22	**0.35**		0.20	0.037	ppb v/v			01/05/19 02:20	1.56
Freon TF	**0.068**	**J**	0.20	0.031	ppb v/v			01/05/19 02:20	1.56
Hexachlorobutadiene	ND		1.0	0.078	ppb v/v			01/05/19 02:20	1.56
Isopropyl alcohol	**11**		1.2	0.094	ppb v/v			01/05/19 02:20	1.56
m,p-Xylene	ND		0.20	0.12	ppb v/v			01/05/19 02:20	1.56
Methyl Butyl Ketone (2-Hexanone)	ND		0.40	0.058	ppb v/v			01/05/19 02:20	1.56
Methyl Ethyl Ketone	**0.27**	**J**	1.0	0.20	ppb v/v			01/05/19 02:20	1.56
methyl isobutyl ketone	ND		1.0	0.20	ppb v/v			01/05/19 02:20	1.56
Methyl methacrylate	ND		0.40	0.079	ppb v/v			01/05/19 02:20	1.56
Methyl tert-butyl ether	ND		1.0	0.17	ppb v/v			01/05/19 02:20	1.56
Methylene Chloride	**0.45**	**J**	1.0	0.32	ppb v/v			01/05/19 02:20	1.56
Naphthalene	ND		0.40	0.090	ppb v/v			01/05/19 02:20	1.56
n-Butane	**1.1**		1.0	0.073	ppb v/v			01/05/19 02:20	1.56
n-Butylbenzene	ND		0.40	0.046	ppb v/v			01/05/19 02:20	1.56
n-Heptane	**0.11**	**J**	0.40	0.047	ppb v/v			01/05/19 02:20	1.56
n-Hexane	**0.12**	**J**	0.40	0.032	ppb v/v			01/05/19 02:20	1.56

Client Sample ID: DUPE

Lab Sample ID: 140-13857-20

Date Collected: 12/28/18 00:00
Matrix: Air
Date Received: 01/03/19 09:45
Sample Container: Summa Canister 6L

Method: TO-15 - Volatile Organic Compounds in Ambient Air (Continued)

Analyte	Result	Qualifier	RL	MDL	Unit	D	Prepared	Analyzed	Dil Fac
n-Propylbenzene	ND		0.40	0.056	ppb v/v			01/05/19 02:20	1.56
sec-Butylbenzene	ND		0.40	0.064	ppb v/v			01/05/19 02:20	1.56
Styrene	ND		0.20	0.058	ppb v/v			01/05/19 02:20	1.56
tert-Butyl alcohol	ND		1.0	0.038	ppb v/v			01/05/19 02:20	1.56
tert-Butylbenzene	ND		0.40	0.066	ppb v/v			01/05/19 02:20	1.56
Tetrachloroethene	ND		0.20	0.040	ppb v/v			01/05/19 02:20	1.56
Tetrahydrofuran	ND		1.0	0.063	ppb v/v			01/05/19 02:20	1.56
Toluene	**0.23**	**J**	1.0	0.12	ppb v/v			01/05/19 02:20	1.56
trans-1,2-Dichloroethene	ND		0.20	0.050	ppb v/v			01/05/19 02:20	1.56
trans-1,3-Dichloropropene	ND		0.20	0.048	ppb v/v			01/05/19 02:20	1.56
Trichloroethene	ND		0.20	0.036	ppb v/v			01/05/19 02:20	1.56
Trichlorofluoromethane	**0.24**		0.20	0.025	ppb v/v			01/05/19 02:20	1.56
Vinyl chloride	ND		0.40	0.071	ppb v/v			01/05/19 02:20	1.56
Xylene (total)	ND		0.40	0.061	ppb v/v			01/05/19 02:20	1.56
Xylene, o-	ND		0.20	0.061	ppb v/v			01/05/19 02:20	1.56

Analyte	Result	Qualifier	RL	MDL	Unit	D	Prepared	Analyzed	Dil Fac
1,1,1-Trichloroethane	ND		1.1	0.16	ug/m3			01/05/19 02:20	1.56
1,1,2,2-Tetrachloroethane	ND		1.4	0.42	ug/m3			01/05/19 02:20	1.56
1,1,2-Trichloroethane	ND		1.1	0.28	ug/m3			01/05/19 02:20	1.56
1,1-Dichloroethane	ND		0.81	0.11	ug/m3			01/05/19 02:20	1.56
1,1-Dichloroethene	ND		0.79	0.13	ug/m3			01/05/19 02:20	1.56
1,2,4-Trichlorobenzene	ND		7.4	0.73	ug/m3			01/05/19 02:20	1.56
1,2,4-Trimethylbenzene	ND		0.98	0.31	ug/m3			01/05/19 02:20	1.56
1,2-Dibromoethane	ND		1.5	0.34	ug/m3			01/05/19 02:20	1.56
1,2-Dichlorobenzene	ND		2.4	0.42	ug/m3			01/05/19 02:20	1.56
1,2-Dichloroethane	ND		0.81	0.19	ug/m3			01/05/19 02:20	1.56
1,2-Dichloroethene, Total	ND		1.6	0.20	ug/m3			01/05/19 02:20	1.56
1,2-Dichloropropane	ND		0.92	0.24	ug/m3			01/05/19 02:20	1.56
1,2-Dichlorotetrafluoroethane	ND		1.4	0.22	ug/m3			01/05/19 02:20	1.56
1,3,5-Trimethylbenzene	ND		0.98	0.32	ug/m3			01/05/19 02:20	1.56
1,3-Butadiene	ND		0.88	0.14	ug/m3			01/05/19 02:20	1.56
1,3-Dichlorobenzene	ND		1.2	0.39	ug/m3			01/05/19 02:20	1.56
1,4-Dichlorobenzene	ND		1.2	0.38	ug/m3			01/05/19 02:20	1.56
1,4-Dioxane	ND		1.4	0.29	ug/m3			01/05/19 02:20	1.56
2,2,4-Trimethylpentane	ND		1.9	0.18	ug/m3			01/05/19 02:20	1.56
2-Chlorotoluene	ND		2.1	0.33	ug/m3			01/05/19 02:20	1.56
3-Chloropropene	ND		0.63	0.15	ug/m3			01/05/19 02:20	1.56
4-Ethyltoluene	ND		2.0	0.32	ug/m3			01/05/19 02:20	1.56
4-Isopropyltoluene	ND		1.1	0.31	ug/m3			01/05/19 02:20	1.56
Acetone	**8.6**	**J**	18	3.3	ug/m3			01/05/19 02:20	1.56
Benzene	**0.39**	**J**	0.64	0.18	ug/m3			01/05/19 02:20	1.56
Benzyl chloride	ND		2.1	0.40	ug/m3			01/05/19 02:20	1.56
Bromodichloromethane	ND		1.3	0.29	ug/m3			01/05/19 02:20	1.56
Bromoethene(Vinyl Bromide)	ND		0.87	0.15	ug/m3			01/05/19 02:20	1.56
Bromoform	ND		2.1	0.50	ug/m3			01/05/19 02:20	1.56
Bromomethane	ND		0.78	0.12	ug/m3			01/05/19 02:20	1.56
Carbon disulfide	ND		1.2	0.097	ug/m3			01/05/19 02:20	1.56
Carbon tetrachloride	**0.41**	**J**	1.3	0.24	ug/m3			01/05/19 02:20	1.56

Client Sample Results

Client: LaBella Associates DPC
Project/Site: Webster CSD Willink Middle School

TestAmerica Job ID: 140-13857-1

Client Sample ID: DUPE

Lab Sample ID: 140-13857-20

Date Collected: 12/28/18 00:00
Matrix: Air
Date Received: 01/03/19 09:45
Sample Container: Summa Canister 6L

Method: TO-15 - Volatile Organic Compounds in Ambient Air (Continued)

Analyte	Result	Qualifier	RL	MDL	Unit	D	Prepared	Analyzed	Dil Fac
Chlorobenzene	ND		0.92	0.23	ug/m3			01/05/19 02:20	1.56
Chloroethane	ND		0.53	0.092	ug/m3			01/05/19 02:20	1.56
Chloroform	ND		0.98	0.19	ug/m3			01/05/19 02:20	1.56
Chloromethane	**1.4**	**J**	2.1	0.33	ug/m3			01/05/19 02:20	1.56
cis-1,2-Dichloroethene	ND		0.79	0.24	ug/m3			01/05/19 02:20	1.56
cis-1,3-Dichloropropene	ND		1.8	0.34	ug/m3			01/05/19 02:20	1.56
Cumene	ND		2.0	0.29	ug/m3			01/05/19 02:20	1.56
Cyclohexane	ND		1.4	0.14	ug/m3			01/05/19 02:20	1.56
Dibromochloromethane	ND		1.7	0.36	ug/m3			01/05/19 02:20	1.56
Dichlorodifluoromethane	**1.1**		0.99	0.34	ug/m3			01/05/19 02:20	1.56
Ethylbenzene	ND		0.87	0.30	ug/m3			01/05/19 02:20	1.56
Freon 22	**1.3**		0.71	0.13	ug/m3			01/05/19 02:20	1.56
Freon TF	**0.52**	**J**	1.5	0.24	ug/m3			01/05/19 02:20	1.56
Hexachlorobutadiene	ND		11	0.83	ug/m3			01/05/19 02:20	1.56
Isopropyl alcohol	**28**		2.9	0.23	ug/m3			01/05/19 02:20	1.56
m,p-Xylene	ND		0.87	0.52	ug/m3			01/05/19 02:20	1.56
Methyl Butyl Ketone (2-Hexanone)	ND		1.6	0.24	ug/m3			01/05/19 02:20	1.56
Methyl Ethyl Ketone	**0.80**	**J**	2.9	0.59	ug/m3			01/05/19 02:20	1.56
methyl isobutyl ketone	ND		4.1	0.80	ug/m3			01/05/19 02:20	1.56
Methyl methacrylate	ND		1.6	0.32	ug/m3			01/05/19 02:20	1.56
Methyl tert-butyl ether	ND		3.6	0.61	ug/m3			01/05/19 02:20	1.56
Methylene Chloride	**1.6**	**J**	3.5	1.1	ug/m3			01/05/19 02:20	1.56
Naphthalene	ND		2.1	0.47	ug/m3			01/05/19 02:20	1.56
n-Butane	**2.5**		2.4	0.17	ug/m3			01/05/19 02:20	1.56
n-Butylbenzene	ND		2.2	0.25	ug/m3			01/05/19 02:20	1.56
n-Heptane	**0.47**	**J**	1.6	0.19	ug/m3			01/05/19 02:20	1.56
n-Hexane	**0.43**	**J**	1.4	0.11	ug/m3			01/05/19 02:20	1.56
n-Propylbenzene	ND		2.0	0.28	ug/m3			01/05/19 02:20	1.56
sec-Butylbenzene	ND		2.2	0.35	ug/m3			01/05/19 02:20	1.56
Styrene	ND		0.85	0.25	ug/m3			01/05/19 02:20	1.56
tert-Butyl alcohol	ND		3.0	0.12	ug/m3			01/05/19 02:20	1.56
tert-Butylbenzene	ND		2.2	0.36	ug/m3			01/05/19 02:20	1.56
Tetrachloroethene	ND		1.4	0.27	ug/m3			01/05/19 02:20	1.56
Tetrahydrofuran	ND		2.9	0.19	ug/m3			01/05/19 02:20	1.56
Toluene	**0.87**	**J**	3.8	0.45	ug/m3			01/05/19 02:20	1.56
trans-1,2-Dichloroethene	ND		0.79	0.20	ug/m3			01/05/19 02:20	1.56
trans-1,3-Dichloropropene	ND		0.91	0.22	ug/m3			01/05/19 02:20	1.56
Trichloroethene	ND		1.1	0.19	ug/m3			01/05/19 02:20	1.56
Trichlorofluoromethane	**1.3**		1.1	0.14	ug/m3			01/05/19 02:20	1.56
Vinyl chloride	ND		1.0	0.18	ug/m3			01/05/19 02:20	1.56
Xylene (total)	ND		1.7	0.26	ug/m3			01/05/19 02:20	1.56
Xylene, o-	ND		0.87	0.26	ug/m3			01/05/19 02:20	1.56

Default Detection Limits

Client: LaBella Associates DPC
Project/Site: Webster CSD Willink Middle School

TestAmerica Job ID: 140-13857-1

Method: TO-15 - Volatile Organic Compounds in Ambient Air

Analyte	RL	MDL	Units	Method
1,1,1-Trichloroethane	0.20	0.030	ppb v/v	TO-15
1,1,1-Trichloroethane	1.1	0.16	ug/m3	TO-15
1,1,2,2-Tetrachloroethane	0.20	0.061	ppb v/v	TO-15
1,1,2,2-Tetrachloroethane	1.4	0.42	ug/m3	TO-15
1,1,2-Trichloroethane	0.20	0.052	ppb v/v	TO-15
1,1,2-Trichloroethane	1.1	0.28	ug/m3	TO-15
1,1-Dichloroethane	0.20	0.026	ppb v/v	TO-15
1,1-Dichloroethane	0.81	0.11	ug/m3	TO-15
1,1-Dichloroethene	0.20	0.034	ppb v/v	TO-15
1,1-Dichloroethene	0.79	0.13	ug/m3	TO-15
1,2,4-Trichlorobenzene	1.0	0.098	ppb v/v	TO-15
1,2,4-Trichlorobenzene	7.4	0.73	ug/m3	TO-15
1,2,4-Trimethylbenzene	0.20	0.063	ppb v/v	TO-15
1,2,4-Trimethylbenzene	0.98	0.31	ug/m3	TO-15
1,2-Dibromoethane	0.20	0.044	ppb v/v	TO-15
1,2-Dibromoethane	1.5	0.34	ug/m3	TO-15
1,2-Dichlorobenzene	0.40	0.070	ppb v/v	TO-15
1,2-Dichlorobenzene	2.4	0.42	ug/m3	TO-15
1,2-Dichloroethane	0.20	0.047	ppb v/v	TO-15
1,2-Dichloroethane	0.81	0.19	ug/m3	TO-15
1,2-Dichloroethene, Total	0.40	0.050	ppb v/v	TO-15
1,2-Dichloroethene, Total	1.6	0.20	ug/m3	TO-15
1,2-Dichloropropane	0.20	0.052	ppb v/v	TO-15
1,2-Dichloropropane	0.92	0.24	ug/m3	TO-15
1,2-Dichlorotetrafluoroethane	0.20	0.032	ppb v/v	TO-15
1,2-Dichlorotetrafluoroethane	1.4	0.22	ug/m3	TO-15
1,3,5-Trimethylbenzene	0.20	0.065	ppb v/v	TO-15
1,3,5-Trimethylbenzene	0.98	0.32	ug/m3	TO-15
1,3-Butadiene	0.40	0.064	ppb v/v	TO-15
1,3-Butadiene	0.88	0.14	ug/m3	TO-15
1,3-Dichlorobenzene	0.20	0.065	ppb v/v	TO-15
1,3-Dichlorobenzene	1.2	0.39	ug/m3	TO-15
1,4-Dichlorobenzene	0.20	0.064	ppb v/v	TO-15
1,4-Dichlorobenzene	1.2	0.38	ug/m3	TO-15
1,4-Dioxane	0.40	0.080	ppb v/v	TO-15
1,4-Dioxane	1.4	0.29	ug/m3	TO-15
2,2,4-Trimethylpentane	0.40	0.039	ppb v/v	TO-15
2,2,4-Trimethylpentane	1.9	0.18	ug/m3	TO-15
2-Chlorotoluene	0.40	0.063	ppb v/v	TO-15
2-Chlorotoluene	2.1	0.33	ug/m3	TO-15
3-Chloropropene	0.20	0.048	ppb v/v	TO-15
3-Chloropropene	0.63	0.15	ug/m3	TO-15
4-Ethyltoluene	0.40	0.066	ppb v/v	TO-15
4-Ethyltoluene	2.0	0.32	ug/m3	TO-15
4-Isopropyltoluene	0.20	0.057	ppb v/v	TO-15
4-Isopropyltoluene	1.1	0.31	ug/m3	TO-15
Acetone	7.5	1.4	ppb v/v	TO-15
Acetone	18	3.3	ug/m3	TO-15
Benzene	0.20	0.056	ppb v/v	TO-15
Benzene	0.64	0.18	ug/m3	TO-15
Benzyl chloride	0.40	0.078	ppb v/v	TO-15
Benzyl chloride	2.1	0.40	ug/m3	TO-15

Default Detection Limits

Client: LaBella Associates DPC
Project/Site: Webster CSD Willink Middle School

TestAmerica Job ID: 140-13857-1

Method: TO-15 - Volatile Organic Compounds in Ambient Air (Continued)

Analyte	RL	MDL	Units	Method
Bromodichloromethane	0.20	0.044	ppb v/v	TO-15
Bromodichloromethane	1.3	0.29	ug/m3	TO-15
Bromoethene(Vinyl Bromide)	0.20	0.035	ppb v/v	TO-15
Bromoethene(Vinyl Bromide)	0.87	0.15	ug/m3	TO-15
Bromoform	0.20	0.048	ppb v/v	TO-15
Bromoform	2.1	0.50	ug/m3	TO-15
Bromomethane	0.20	0.032	ppb v/v	TO-15
Bromomethane	0.78	0.12	ug/m3	TO-15
Carbon disulfide	0.40	0.031	ppb v/v	TO-15
Carbon disulfide	1.2	0.097	ug/m3	TO-15
Carbon tetrachloride	0.20	0.038	ppb v/v	TO-15
Carbon tetrachloride	1.3	0.24	ug/m3	TO-15
Chlorobenzene	0.20	0.049	ppb v/v	TO-15
Chlorobenzene	0.92	0.23	ug/m3	TO-15
Chloroethane	0.20	0.035	ppb v/v	TO-15
Chloroethane	0.53	0.092	ug/m3	TO-15
Chloroform	0.20	0.038	ppb v/v	TO-15
Chloroform	0.98	0.19	ug/m3	TO-15
Chloromethane	1.0	0.16	ppb v/v	TO-15
Chloromethane	2.1	0.33	ug/m3	TO-15
cis-1,2-Dichloroethene	0.20	0.060	ppb v/v	TO-15
cis-1,2-Dichloroethene	0.79	0.24	ug/m3	TO-15
cis-1,3-Dichloropropene	0.40	0.074	ppb v/v	TO-15
cis-1,3-Dichloropropene	1.8	0.34	ug/m3	TO-15
Cumene	0.40	0.060	ppb v/v	TO-15
Cumene	2.0	0.29	ug/m3	TO-15
Cyclohexane	0.40	0.040	ppb v/v	TO-15
Cyclohexane	1.4	0.14	ug/m3	TO-15
Dibromochloromethane	0.20	0.042	ppb v/v	TO-15
Dibromochloromethane	1.7	0.36	ug/m3	TO-15
Dichlorodifluoromethane	0.20	0.068	ppb v/v	TO-15
Dichlorodifluoromethane	0.99	0.34	ug/m3	TO-15
Ethylbenzene	0.20	0.068	ppb v/v	TO-15
Ethylbenzene	0.87	0.30	ug/m3	TO-15
Freon 22	0.20	0.037	ppb v/v	TO-15
Freon 22	0.71	0.13	ug/m3	TO-15
Freon TF	0.20	0.031	ppb v/v	TO-15
Freon TF	1.5	0.24	ug/m3	TO-15
Hexachlorobutadiene	1.0	0.078	ppb v/v	TO-15
Hexachlorobutadiene	11	0.83	ug/m3	TO-15
Isopropyl alcohol	1.2	0.094	ppb v/v	TO-15
Isopropyl alcohol	2.9	0.23	ug/m3	TO-15
m,p-Xylene	0.20	0.12	ppb v/v	TO-15
m,p-Xylene	0.87	0.52	ug/m3	TO-15
Methyl Butyl Ketone (2-Hexanone)	0.40	0.058	ppb v/v	TO-15
Methyl Butyl Ketone (2-Hexanone)	1.6	0.24	ug/m3	TO-15
Methyl Ethyl Ketone	1.0	0.20	ppb v/v	TO-15
Methyl Ethyl Ketone	2.9	0.59	ug/m3	TO-15
methyl isobutyl ketone	1.0	0.20	ppb v/v	TO-15
methyl isobutyl ketone	4.1	0.80	ug/m3	TO-15
Methyl methacrylate	0.40	0.079	ppb v/v	TO-15
Methyl methacrylate	1.6	0.32	ug/m3	TO-15

Default Detection Limits

Client: LaBella Associates DPC
Project/Site: Webster CSD Willink Middle School

TestAmerica Job ID: 140-13857-1

Method: TO-15 - Volatile Organic Compounds in Ambient Air (Continued)

Analyte	RL	MDL	Units	Method
Methyl tert-butyl ether	1.0	0.17	ppb v/v	TO-15
Methyl tert-butyl ether	3.6	0.61	ug/m3	TO-15
Methylene Chloride	1.0	0.32	ppb v/v	TO-15
Methylene Chloride	3.5	1.1	ug/m3	TO-15
Naphthalene	0.40	0.090	ppb v/v	TO-15
Naphthalene	2.1	0.47	ug/m3	TO-15
n-Butane	1.0	0.073	ppb v/v	TO-15
n-Butane	2.4	0.17	ug/m3	TO-15
n-Butylbenzene	0.40	0.046	ppb v/v	TO-15
n-Butylbenzene	2.2	0.25	ug/m3	TO-15
n-Heptane	0.40	0.047	ppb v/v	TO-15
n-Heptane	1.6	0.19	ug/m3	TO-15
n-Hexane	0.40	0.032	ppb v/v	TO-15
n-Hexane	1.4	0.11	ug/m3	TO-15
n-Propylbenzene	0.40	0.056	ppb v/v	TO-15
n-Propylbenzene	2.0	0.28	ug/m3	TO-15
sec-Butylbenzene	0.40	0.064	ppb v/v	TO-15
sec-Butylbenzene	2.2	0.35	ug/m3	TO-15
Styrene	0.20	0.058	ppb v/v	TO-15
Styrene	0.85	0.25	ug/m3	TO-15
tert-Butyl alcohol	1.0	0.038	ppb v/v	TO-15
tert-Butyl alcohol	3.0	0.12	ug/m3	TO-15
tert-Butylbenzene	0.40	0.066	ppb v/v	TO-15
tert-Butylbenzene	2.2	0.36	ug/m3	TO-15
Tetrachloroethene	0.20	0.040	ppb v/v	TO-15
Tetrachloroethene	1.4	0.27	ug/m3	TO-15
Tetrahydrofuran	1.0	0.063	ppb v/v	TO-15
Tetrahydrofuran	2.9	0.19	ug/m3	TO-15
Toluene	1.0	0.12	ppb v/v	TO-15
Toluene	3.8	0.45	ug/m3	TO-15
trans-1,2-Dichloroethene	0.20	0.050	ppb v/v	TO-15
trans-1,2-Dichloroethene	0.79	0.20	ug/m3	TO-15
trans-1,3-Dichloropropene	0.20	0.048	ppb v/v	TO-15
trans-1,3-Dichloropropene	0.91	0.22	ug/m3	TO-15
Trichloroethene	0.20	0.036	ppb v/v	TO-15
Trichloroethene	1.1	0.19	ug/m3	TO-15
Trichlorofluoromethane	0.20	0.025	ppb v/v	TO-15
Trichlorofluoromethane	1.1	0.14	ug/m3	TO-15
Vinyl chloride	0.40	0.071	ppb v/v	TO-15
Vinyl chloride	1.0	0.18	ug/m3	TO-15
Xylene (total)	0.40	0.061	ppb v/v	TO-15
Xylene (total)	1.7	0.26	ug/m3	TO-15
Xylene, o-	0.20	0.061	ppb v/v	TO-15
Xylene, o-	0.87	0.26	ug/m3	TO-15

Method: TO-15 - Volatile Organic Compounds in Ambient Air

Lab Sample ID: MB 140-26607/4
Matrix: Air
Analysis Batch: 26607

Client Sample ID: Method Blank
Prep Type: Total/NA

Analyte	MB Result	MB Qualifier	RL	MDL	Unit	D	Prepared	Analyzed	Dil Fac
1,1,1-Trichloroethane	ND		0.20	0.030	ppb v/v			01/04/19 13:18	1
1,1,2,2-Tetrachloroethane	ND		0.20	0.061	ppb v/v			01/04/19 13:18	1
1,1,2-Trichloroethane	ND		0.20	0.052	ppb v/v			01/04/19 13:18	1
1,1-Dichloroethane	ND		0.20	0.026	ppb v/v			01/04/19 13:18	1
1,1-Dichloroethene	ND		0.20	0.034	ppb v/v			01/04/19 13:18	1
1,2,4-Trichlorobenzene	ND		1.0	0.098	ppb v/v			01/04/19 13:18	1
1,2,4-Trimethylbenzene	ND		0.20	0.063	ppb v/v			01/04/19 13:18	1
1,2-Dibromoethane	ND		0.20	0.044	ppb v/v			01/04/19 13:18	1
1,2-Dichlorobenzene	ND		0.40	0.070	ppb v/v			01/04/19 13:18	1
1,2-Dichloroethane	ND		0.20	0.047	ppb v/v			01/04/19 13:18	1
1,2-Dichloroethene, Total	ND		0.40	0.050	ppb v/v			01/04/19 13:18	1
1,2-Dichloropropane	ND		0.20	0.052	ppb v/v			01/04/19 13:18	1
1,2-Dichlorotetrafluoroethane	ND		0.20	0.032	ppb v/v			01/04/19 13:18	1
1,3,5-Trimethylbenzene	ND		0.20	0.065	ppb v/v			01/04/19 13:18	1
1,3-Butadiene	ND		0.40	0.064	ppb v/v			01/04/19 13:18	1
1,3-Dichlorobenzene	ND		0.20	0.065	ppb v/v			01/04/19 13:18	1
1,4-Dichlorobenzene	ND		0.20	0.064	ppb v/v			01/04/19 13:18	1
1,4-Dioxane	ND		0.40	0.080	ppb v/v			01/04/19 13:18	1
2,2,4-Trimethylpentane	ND		0.40	0.039	ppb v/v			01/04/19 13:18	1
2-Chlorotoluene	ND		0.40	0.063	ppb v/v			01/04/19 13:18	1
3-Chloropropene	ND		0.20	0.048	ppb v/v			01/04/19 13:18	1
4-Ethyltoluene	ND		0.40	0.066	ppb v/v			01/04/19 13:18	1
4-Isopropyltoluene	ND		0.20	0.057	ppb v/v			01/04/19 13:18	1
Acetone	ND		7.5	1.4	ppb v/v			01/04/19 13:18	1
Benzene	ND		0.20	0.056	ppb v/v			01/04/19 13:18	1
Benzyl chloride	ND		0.40	0.078	ppb v/v			01/04/19 13:18	1
Bromodichloromethane	ND		0.20	0.044	ppb v/v			01/04/19 13:18	1
Bromoethene(Vinyl Bromide)	ND		0.20	0.035	ppb v/v			01/04/19 13:18	1
Bromoform	ND		0.20	0.048	ppb v/v			01/04/19 13:18	1
Bromomethane	ND		0.20	0.032	ppb v/v			01/04/19 13:18	1
Carbon disulfide	ND		0.40	0.031	ppb v/v			01/04/19 13:18	1
Carbon tetrachloride	ND		0.20	0.038	ppb v/v			01/04/19 13:18	1
Chlorobenzene	ND		0.20	0.049	ppb v/v			01/04/19 13:18	1
Chloroethane	ND		0.20	0.035	ppb v/v			01/04/19 13:18	1
Chloroform	ND		0.20	0.038	ppb v/v			01/04/19 13:18	1
Chloromethane	ND		1.0	0.16	ppb v/v			01/04/19 13:18	1
cis-1,2-Dichloroethene	ND		0.20	0.060	ppb v/v			01/04/19 13:18	1
cis-1,3-Dichloropropene	ND		0.40	0.074	ppb v/v			01/04/19 13:18	1
Cumene	ND		0.40	0.060	ppb v/v			01/04/19 13:18	1
Cyclohexane	ND		0.40	0.040	ppb v/v			01/04/19 13:18	1
Dibromochloromethane	ND		0.20	0.042	ppb v/v			01/04/19 13:18	1
Dichlorodifluoromethane	ND		0.20	0.068	ppb v/v			01/04/19 13:18	1
Ethylbenzene	ND		0.20	0.068	ppb v/v			01/04/19 13:18	1
Freon 22	ND		0.20	0.037	ppb v/v			01/04/19 13:18	1
Freon TF	ND		0.20	0.031	ppb v/v			01/04/19 13:18	1
Hexachlorobutadiene	ND		1.0	0.078	ppb v/v			01/04/19 13:18	1
Isopropyl alcohol	ND		1.2	0.094	ppb v/v			01/04/19 13:18	1
m,p-Xylene	ND		0.20	0.12	ppb v/v			01/04/19 13:18	1

Method: TO-15 - Volatile Organic Compounds in Ambient Air (Continued)

Lab Sample ID: MB 140-26607/4
Matrix: Air
Analysis Batch: 26607

Client Sample ID: Method Blank
Prep Type: Total/NA

Analyte	MB Result	MB Qualifier	RL	MDL	Unit	D	Prepared	Analyzed	Dil Fac
Methyl Butyl Ketone (2-Hexanone)	ND		0.40	0.058	ppb v/v			01/04/19 13:18	1
Methyl Ethyl Ketone	ND		1.0	0.20	ppb v/v			01/04/19 13:18	1
methyl isobutyl ketone	ND		1.0	0.20	ppb v/v			01/04/19 13:18	1
Methyl methacrylate	ND		0.40	0.079	ppb v/v			01/04/19 13:18	1
Methyl tert-butyl ether	ND		1.0	0.17	ppb v/v			01/04/19 13:18	1
Methylene Chloride	ND		1.0	0.32	ppb v/v			01/04/19 13:18	1
Naphthalene	ND		0.40	0.090	ppb v/v			01/04/19 13:18	1
n-Butane	ND		1.0	0.073	ppb v/v			01/04/19 13:18	1
n-Butylbenzene	ND		0.40	0.046	ppb v/v			01/04/19 13:18	1
n-Heptane	ND		0.40	0.047	ppb v/v			01/04/19 13:18	1
n-Hexane	ND		0.40	0.032	ppb v/v			01/04/19 13:18	1
n-Propylbenzene	ND		0.40	0.056	ppb v/v			01/04/19 13:18	1
sec-Butylbenzene	ND		0.40	0.064	ppb v/v			01/04/19 13:18	1
Styrene	ND		0.20	0.058	ppb v/v			01/04/19 13:18	1
tert-Butyl alcohol	ND		1.0	0.038	ppb v/v			01/04/19 13:18	1
tert-Butylbenzene	ND		0.40	0.066	ppb v/v			01/04/19 13:18	1
Tetrachloroethene	ND		0.20	0.040	ppb v/v			01/04/19 13:18	1
Tetrahydrofuran	ND		1.0	0.063	ppb v/v			01/04/19 13:18	1
Toluene	ND		1.0	0.12	ppb v/v			01/04/19 13:18	1
trans-1,2-Dichloroethene	ND		0.20	0.050	ppb v/v			01/04/19 13:18	1
trans-1,3-Dichloropropene	ND		0.20	0.048	ppb v/v			01/04/19 13:18	1
Trichloroethene	ND		0.20	0.036	ppb v/v			01/04/19 13:18	1
Trichlorofluoromethane	ND		0.20	0.025	ppb v/v			01/04/19 13:18	1
Vinyl chloride	ND		0.40	0.071	ppb v/v			01/04/19 13:18	1
Xylene (total)	ND		0.40	0.061	ppb v/v			01/04/19 13:18	1
Xylene, o-	ND		0.20	0.061	ppb v/v			01/04/19 13:18	1

Analyte	MB Result	MB Qualifier	RL	MDL	Unit	D	Prepared	Analyzed	Dil Fac
1,1,1-Trichloroethane	ND		1.1	0.16	ug/m3			01/04/19 13:18	1
1,1,2,2-Tetrachloroethane	ND		1.4	0.42	ug/m3			01/04/19 13:18	1
1,1,2-Trichloroethane	ND		1.1	0.28	ug/m3			01/04/19 13:18	1
1,1-Dichloroethane	ND		0.81	0.11	ug/m3			01/04/19 13:18	1
1,1-Dichloroethene	ND		0.79	0.13	ug/m3			01/04/19 13:18	1
1,2,4-Trichlorobenzene	ND		7.4	0.73	ug/m3			01/04/19 13:18	1
1,2,4-Trimethylbenzene	ND		0.98	0.31	ug/m3			01/04/19 13:18	1
1,2-Dibromoethane	ND		1.5	0.34	ug/m3			01/04/19 13:18	1
1,2-Dichlorobenzene	ND		2.4	0.42	ug/m3			01/04/19 13:18	1
1,2-Dichloroethane	ND		0.81	0.19	ug/m3			01/04/19 13:18	1
1,2-Dichloroethene, Total	ND		1.6	0.20	ug/m3			01/04/19 13:18	1
1,2-Dichloropropane	ND		0.92	0.24	ug/m3			01/04/19 13:18	1
1,2-Dichlorotetrafluoroethane	ND		1.4	0.22	ug/m3			01/04/19 13:18	1
1,3,5-Trimethylbenzene	ND		0.98	0.32	ug/m3			01/04/19 13:18	1
1,3-Butadiene	ND		0.88	0.14	ug/m3			01/04/19 13:18	1
1,3-Dichlorobenzene	ND		1.2	0.39	ug/m3			01/04/19 13:18	1
1,4-Dichlorobenzene	ND		1.2	0.38	ug/m3			01/04/19 13:18	1
1,4-Dioxane	ND		1.4	0.29	ug/m3			01/04/19 13:18	1
2,2,4-Trimethylpentane	ND		1.9	0.18	ug/m3			01/04/19 13:18	1
2-Chlorotoluene	ND		2.1	0.33	ug/m3			01/04/19 13:18	1

Method: TO-15 - Volatile Organic Compounds in Ambient Air (Continued)

Lab Sample ID: MB 140-26607/4
Matrix: Air
Analysis Batch: 26607

Client Sample ID: Method Blank
Prep Type: Total/NA

Analyte	MB Result	MB Qualifier	RL	MDL	Unit	D	Prepared	Analyzed	Dil Fac
3-Chloropropene	ND		0.63	0.15	ug/m3			01/04/19 13:18	1
4-Ethyltoluene	ND		2.0	0.32	ug/m3			01/04/19 13:18	1
4-Isopropyltoluene	ND		1.1	0.31	ug/m3			01/04/19 13:18	1
Acetone	ND		18	3.3	ug/m3			01/04/19 13:18	1
Benzene	ND		0.64	0.18	ug/m3			01/04/19 13:18	1
Benzyl chloride	ND		2.1	0.40	ug/m3			01/04/19 13:18	1
Bromodichloromethane	ND		1.3	0.29	ug/m3			01/04/19 13:18	1
Bromoethene(Vinyl Bromide)	ND		0.87	0.15	ug/m3			01/04/19 13:18	1
Bromoform	ND		2.1	0.50	ug/m3			01/04/19 13:18	1
Bromomethane	ND		0.78	0.12	ug/m3			01/04/19 13:18	1
Carbon disulfide	ND		1.2	0.097	ug/m3			01/04/19 13:18	1
Carbon tetrachloride	ND		1.3	0.24	ug/m3			01/04/19 13:18	1
Chlorobenzene	ND		0.92	0.23	ug/m3			01/04/19 13:18	1
Chloroethane	ND		0.53	0.092	ug/m3			01/04/19 13:18	1
Chloroform	ND		0.98	0.19	ug/m3			01/04/19 13:18	1
Chloromethane	ND		2.1	0.33	ug/m3			01/04/19 13:18	1
cis-1,2-Dichloroethene	ND		0.79	0.24	ug/m3			01/04/19 13:18	1
cis-1,3-Dichloropropene	ND		1.8	0.34	ug/m3			01/04/19 13:18	1
Cumene	ND		2.0	0.29	ug/m3			01/04/19 13:18	1
Cyclohexane	ND		1.4	0.14	ug/m3			01/04/19 13:18	1
Dibromochloromethane	ND		1.7	0.36	ug/m3			01/04/19 13:18	1
Dichlorodifluoromethane	ND		0.99	0.34	ug/m3			01/04/19 13:18	1
Ethylbenzene	ND		0.87	0.30	ug/m3			01/04/19 13:18	1
Freon 22	ND		0.71	0.13	ug/m3			01/04/19 13:18	1
Freon TF	ND		1.5	0.24	ug/m3			01/04/19 13:18	1
Hexachlorobutadiene	ND		11	0.83	ug/m3			01/04/19 13:18	1
Isopropyl alcohol	ND		2.9	0.23	ug/m3			01/04/19 13:18	1
m,p-Xylene	ND		0.87	0.52	ug/m3			01/04/19 13:18	1
Methyl Butyl Ketone (2-Hexanone)	ND		1.6	0.24	ug/m3			01/04/19 13:18	1
Methyl Ethyl Ketone	ND		2.9	0.59	ug/m3			01/04/19 13:18	1
methyl isobutyl ketone	ND		4.1	0.80	ug/m3			01/04/19 13:18	1
Methyl methacrylate	ND		1.6	0.32	ug/m3			01/04/19 13:18	1
Methyl tert-butyl ether	ND		3.6	0.61	ug/m3			01/04/19 13:18	1
Methylene Chloride	ND		3.5	1.1	ug/m3			01/04/19 13:18	1
Naphthalene	ND		2.1	0.47	ug/m3			01/04/19 13:18	1
n-Butane	ND		2.4	0.17	ug/m3			01/04/19 13:18	1
n-Butylbenzene	ND		2.2	0.25	ug/m3			01/04/19 13:18	1
n-Heptane	ND		1.6	0.19	ug/m3			01/04/19 13:18	1
n-Hexane	ND		1.4	0.11	ug/m3			01/04/19 13:18	1
n-Propylbenzene	ND		2.0	0.28	ug/m3			01/04/19 13:18	1
sec-Butylbenzene	ND		2.2	0.35	ug/m3			01/04/19 13:18	1
Styrene	ND		0.85	0.25	ug/m3			01/04/19 13:18	1
tert-Butyl alcohol	ND		3.0	0.12	ug/m3			01/04/19 13:18	1
tert-Butylbenzene	ND		2.2	0.36	ug/m3			01/04/19 13:18	1
Tetrachloroethene	ND		1.4	0.27	ug/m3			01/04/19 13:18	1
Tetrahydrofuran	ND		2.9	0.19	ug/m3			01/04/19 13:18	1
Toluene	ND		3.8	0.45	ug/m3			01/04/19 13:18	1
trans-1,2-Dichloroethene	ND		0.79	0.20	ug/m3			01/04/19 13:18	1

Method: TO-15 - Volatile Organic Compounds in Ambient Air (Continued)

Lab Sample ID: MB 140-26607/4
Matrix: Air
Analysis Batch: 26607

Client Sample ID: Method Blank
Prep Type: Total/NA

Analyte	MB Result	MB Qualifier	RL	MDL	Unit	D	Prepared	Analyzed	Dil Fac
trans-1,3-Dichloropropene	ND		0.91	0.22	ug/m3			01/04/19 13:18	1
Trichloroethene	ND		1.1	0.19	ug/m3			01/04/19 13:18	1
Trichlorofluoromethane	ND		1.1	0.14	ug/m3			01/04/19 13:18	1
Vinyl chloride	ND		1.0	0.18	ug/m3			01/04/19 13:18	1
Xylene (total)	ND		1.7	0.26	ug/m3			01/04/19 13:18	1
Xylene, o-	ND		0.87	0.26	ug/m3			01/04/19 13:18	1

Lab Sample ID: LCS 140-26607/1002
Matrix: Air
Analysis Batch: 26607

Client Sample ID: Lab Control Sample
Prep Type: Total/NA

Analyte	Spike Added	LCS Result	LCS Qualifier	Unit	D	%Rec	%Rec. Limits
1,1,1-Trichloroethane	2.00	2.02		ppb v/v		101	70 - 130
1,1,2,2-Tetrachloroethane	2.00	2.20		ppb v/v		110	70 - 130
1,1,2-Trichloroethane	2.00	2.07		ppb v/v		103	70 - 130
1,1-Dichloroethane	2.00	2.03		ppb v/v		102	70 - 130
1,1-Dichloroethene	2.00	1.97		ppb v/v		98	70 - 130
1,2,4-Trichlorobenzene	2.00	1.92		ppb v/v		96	60 - 140
1,2,4-Trimethylbenzene	2.00	2.10		ppb v/v		105	70 - 130
1,2-Dibromoethane	2.00	2.08		ppb v/v		104	70 - 130
1,2-Dichlorobenzene	2.00	1.91		ppb v/v		95	70 - 130
1,2-Dichloroethane	2.00	2.00		ppb v/v		100	70 - 130
1,2-Dichloropropane	2.00	2.03		ppb v/v		101	70 - 130
1,2-Dichlorotetrafluoroethane	2.00	1.93		ppb v/v		96	60 - 140
1,3,5-Trimethylbenzene	2.00	2.31		ppb v/v		116	70 - 130
1,3-Butadiene	2.00	2.23		ppb v/v		112	60 - 140
1,3-Dichlorobenzene	2.00	1.94		ppb v/v		97	70 - 130
1,4-Dichlorobenzene	2.00	1.94		ppb v/v		97	70 - 130
1,4-Dioxane	2.00	1.84		ppb v/v		92	60 - 140
2,2,4-Trimethylpentane	2.00	2.11		ppb v/v		106	70 - 130
2-Chlorotoluene	2.00	2.03		ppb v/v		102	70 - 130
3-Chloropropene	2.00	2.13		ppb v/v		106	60 - 140
4-Ethyltoluene	2.00	1.98		ppb v/v		99	70 - 130
4-Isopropyltoluene	2.00	1.99		ppb v/v		100	70 - 130
Acetone	2.00	2.19	J	ppb v/v		109	60 - 140
Benzene	2.00	1.98		ppb v/v		99	70 - 130
Benzyl chloride	2.00	2.16		ppb v/v		108	70 - 130
Bromodichloromethane	2.00	2.09		ppb v/v		104	70 - 130
Bromoethene(Vinyl Bromide)	2.00	2.24		ppb v/v		112	60 - 140
Bromoform	2.00	2.08		ppb v/v		104	60 - 140
Bromomethane	2.00	2.08		ppb v/v		104	70 - 130
Carbon disulfide	2.00	2.03		ppb v/v		102	70 - 130
Carbon tetrachloride	2.00	2.09		ppb v/v		104	70 - 130
Chlorobenzene	2.00	2.04		ppb v/v		102	70 - 130
Chloroethane	2.00	2.20		ppb v/v		110	70 - 130
Chloroform	2.00	2.02		ppb v/v		101	70 - 130
Chloromethane	2.00	1.80		ppb v/v		90	60 - 140
cis-1,2-Dichloroethene	2.00	2.01		ppb v/v		101	70 - 130

Method: TO-15 - Volatile Organic Compounds in Ambient Air (Continued)

Lab Sample ID: LCS 140-26607/1002
Matrix: Air
Analysis Batch: 26607

Client Sample ID: Lab Control Sample
Prep Type: Total/NA

Analyte	Spike Added	LCS Result	LCS Qualifier	Unit	D	%Rec	%Rec. Limits
cis-1,3-Dichloropropene	2.00	2.20		ppb v/v		110	70 - 130
Cumene	2.00	2.07		ppb v/v		104	70 - 130
Cyclohexane	2.00	2.20		ppb v/v		110	70 - 130
Dibromochloromethane	2.00	2.18		ppb v/v		109	70 - 130
Dichlorodifluoromethane	2.00	2.08		ppb v/v		104	60 - 140
Ethylbenzene	2.00	2.08		ppb v/v		104	70 - 130
Freon 22	2.00	1.95		ppb v/v		98	60 - 140
Freon TF	2.00	2.04		ppb v/v		102	70 - 130
Hexachlorobutadiene	2.00	1.91		ppb v/v		96	60 - 140
Isopropyl alcohol	2.00	2.71		ppb v/v		136	60 - 140
m,p-Xylene	4.00	4.33		ppb v/v		108	70 - 130
Methyl Butyl Ketone (2-Hexanone)	2.00	2.09		ppb v/v		104	60 - 140
Methyl Ethyl Ketone	2.00	1.97		ppb v/v		98	60 - 140
methyl isobutyl ketone	2.00	2.11		ppb v/v		106	60 - 140
Methyl methacrylate	2.00	2.05		ppb v/v		103	60 - 140
Methyl tert-butyl ether	2.00	2.00		ppb v/v		100	60 - 140
Methylene Chloride	2.00	1.81		ppb v/v		90	70 - 130
Naphthalene	2.00	1.82		ppb v/v		91	60 - 140
n-Butane	2.00	2.29		ppb v/v		115	60 - 140
n-Butylbenzene	2.00	2.07		ppb v/v		103	60 - 140
n-Heptane	2.00	2.06		ppb v/v		103	70 - 130
n-Hexane	2.00	2.13		ppb v/v		106	70 - 130
n-Propylbenzene	2.00	2.08		ppb v/v		104	70 - 130
sec-Butylbenzene	2.00	2.06		ppb v/v		103	70 - 130
Styrene	2.00	2.13		ppb v/v		107	70 - 130
tert-Butyl alcohol	2.00	1.94		ppb v/v		97	60 - 140
tert-Butylbenzene	2.00	2.06		ppb v/v		103	70 - 130
Tetrachloroethene	2.00	2.02		ppb v/v		101	70 - 130
Tetrahydrofuran	2.00	2.14		ppb v/v		107	60 - 140
Toluene	2.00	2.04		ppb v/v		102	70 - 130
trans-1,2-Dichloroethene	2.00	1.91		ppb v/v		95	70 - 130
trans-1,3-Dichloropropene	2.00	2.13		ppb v/v		106	70 - 130
Trichloroethene	2.00	1.95		ppb v/v		98	70 - 130
Trichlorofluoromethane	2.00	2.23		ppb v/v		111	60 - 140
Vinyl chloride	2.00	2.04		ppb v/v		102	70 - 130
Xylene, o-	2.00	2.08		ppb v/v		104	70 - 130

Analyte	Spike Added	LCS Result	LCS Qualifier	Unit	D	%Rec	%Rec. Limits
1,1,1-Trichloroethane	11	11.0		ug/m3		101	70 - 130
1,1,2,2-Tetrachloroethane	14	15.1		ug/m3		110	70 - 130
1,1,2-Trichloroethane	11	11.3		ug/m3		103	70 - 130
1,1-Dichloroethane	8.1	8.23		ug/m3		102	70 - 130
1,1-Dichloroethene	7.9	7.81		ug/m3		98	70 - 130
1,2,4-Trichlorobenzene	15	14.3		ug/m3		96	60 - 140
1,2,4-Trimethylbenzene	9.8	10.3		ug/m3		105	70 - 130
1,2-Dibromoethane	15	16.0		ug/m3		104	70 - 130
1,2-Dichlorobenzene	12	11.5		ug/m3		95	70 - 130

Method: TO-15 - Volatile Organic Compounds in Ambient Air (Continued)

Lab Sample ID: LCS 140-26607/1002
Matrix: Air
Analysis Batch: 26607

Client Sample ID: Lab Control Sample
Prep Type: Total/NA

Analyte	Spike Added	LCS Result	LCS Qualifier	Unit	D	%Rec	%Rec. Limits
1,2-Dichloroethane	8.1	8.08		ug/m3		100	70 - 130
1,2-Dichloropropane	9.2	9.38		ug/m3		101	70 - 130
1,2-Dichlorotetrafluoroethane	14	13.5		ug/m3		96	60 - 140
1,3,5-Trimethylbenzene	9.8	11.4		ug/m3		116	70 - 130
1,3-Butadiene	4.4	4.94		ug/m3		112	60 - 140
1,3-Dichlorobenzene	12	11.6		ug/m3		97	70 - 130
1,4-Dichlorobenzene	12	11.6		ug/m3		97	70 - 130
1,4-Dioxane	7.2	6.64		ug/m3		92	60 - 140
2,2,4-Trimethylpentane	9.3	9.87		ug/m3		106	70 - 130
2-Chlorotoluene	10	10.5		ug/m3		102	70 - 130
3-Chloropropene	6.3	6.66		ug/m3		106	60 - 140
4-Ethyltoluene	9.8	9.75		ug/m3		99	70 - 130
4-Isopropyltoluene	11	10.9		ug/m3		100	70 - 130
Acetone	4.8	5.19	J	ug/m3		109	60 - 140
Benzene	6.4	6.32		ug/m3		99	70 - 130
Benzyl chloride	10	11.2		ug/m3		108	70 - 130
Bromodichloromethane	13	14.0		ug/m3		104	70 - 130
Bromoethene(Vinyl Bromide)	8.7	9.81		ug/m3		112	60 - 140
Bromoform	21	21.5		ug/m3		104	60 - 140
Bromomethane	7.8	8.07		ug/m3		104	70 - 130
Carbon disulfide	6.2	6.33		ug/m3		102	70 - 130
Carbon tetrachloride	13	13.1		ug/m3		104	70 - 130
Chlorobenzene	9.2	9.38		ug/m3		102	70 - 130
Chloroethane	5.3	5.80		ug/m3		110	70 - 130
Chloroform	9.8	9.89		ug/m3		101	70 - 130
Chloromethane	4.1	3.71		ug/m3		90	60 - 140
cis-1,2-Dichloroethene	7.9	7.98		ug/m3		101	70 - 130
cis-1,3-Dichloropropene	9.1	9.98		ug/m3		110	70 - 130
Cumene	9.8	10.2		ug/m3		104	70 - 130
Cyclohexane	6.9	7.56		ug/m3		110	70 - 130
Dibromochloromethane	17	18.6		ug/m3		109	70 - 130
Dichlorodifluoromethane	9.9	10.3		ug/m3		104	60 - 140
Ethylbenzene	8.7	9.04		ug/m3		104	70 - 130
Freon 22	7.1	6.90		ug/m3		98	60 - 140
Freon TF	15	15.6		ug/m3		102	70 - 130
Hexachlorobutadiene	21	20.4		ug/m3		96	60 - 140
Isopropyl alcohol	4.9	6.66		ug/m3		136	60 - 140
m,p-Xylene	17	18.8		ug/m3		108	70 - 130
Methyl Butyl Ketone (2-Hexanone)	8.2	8.54		ug/m3		104	60 - 140
Methyl Ethyl Ketone	5.9	5.80		ug/m3		98	60 - 140
methyl isobutyl ketone	8.2	8.66		ug/m3		106	60 - 140
Methyl methacrylate	8.2	8.40		ug/m3		103	60 - 140
Methyl tert-butyl ether	7.2	7.21		ug/m3		100	60 - 140
Methylene Chloride	6.9	6.28		ug/m3		90	70 - 130
Naphthalene	10	9.52		ug/m3		91	60 - 140
n-Butane	4.8	5.45		ug/m3		115	60 - 140
n-Butylbenzene	11	11.3		ug/m3		103	60 - 140

Method: TO-15 - Volatile Organic Compounds in Ambient Air (Continued)

Lab Sample ID: LCS 140-26607/1002
Matrix: Air
Analysis Batch: 26607

Client Sample ID: Lab Control Sample
Prep Type: Total/NA

Analyte	Spike Added	LCS Result	LCS Qualifier	Unit	D	%Rec	%Rec. Limits
n-Heptane	8.2	8.46		ug/m3		103	70 - 130
n-Hexane	7.0	7.50		ug/m3		106	70 - 130
n-Propylbenzene	9.8	10.2		ug/m3		104	70 - 130
sec-Butylbenzene	11	11.3		ug/m3		103	70 - 130
Styrene	8.5	9.09		ug/m3		107	70 - 130
tert-Butyl alcohol	6.1	5.87		ug/m3		97	60 - 140
tert-Butylbenzene	11	11.3		ug/m3		103	70 - 130
Tetrachloroethene	14	13.7		ug/m3		101	70 - 130
Tetrahydrofuran	5.9	6.32		ug/m3		107	60 - 140
Toluene	7.5	7.69		ug/m3		102	70 - 130
trans-1,2-Dichloroethene	7.9	7.56		ug/m3		95	70 - 130
trans-1,3-Dichloropropene	9.1	9.65		ug/m3		106	70 - 130
Trichloroethene	11	10.5		ug/m3		98	70 - 130
Trichlorofluoromethane	11	12.5		ug/m3		111	60 - 140
Vinyl chloride	5.1	5.23		ug/m3		102	70 - 130
Xylene, o-	8.7	9.02		ug/m3		104	70 - 130

QC Association Summary

Client: LaBella Associates DPC
Project/Site: Webster CSD Willink Middle School

TestAmerica Job ID: 140-13857-1

Air - GC/MS VOA

Analysis Batch: 26607

Lab Sample ID	Client Sample ID	Prep Type	Matrix	Method	Prep Batch
140-13857-1	PUMPROOM SS	Total/NA	Air	TO-15	
140-13857-2	PUMPROOM IA	Total/NA	Air	TO-15	
140-13857-3	C-111-SS	Total/NA	Air	TO-15	
140-13857-4	C-111-IA	Total/NA	Air	TO-15	
140-13857-5	B-126-SS	Total/NA	Air	TO-15	
140-13857-6	B-126-IA	Total/NA	Air	TO-15	
140-13857-7	B-111-SS	Total/NA	Air	TO-15	
140-13857-8	B-111-IA	Total/NA	Air	TO-15	
140-13857-9	B-102-IA	Total/NA	Air	TO-15	
140-13857-10	A-111-SS	Total/NA	Air	TO-15	
140-13857-11	A-111-IA	Total/NA	Air	TO-15	
140-13857-12	F-109-SS	Total/NA	Air	TO-15	
140-13857-13	F-109-IA	Total/NA	Air	TO-15	
140-13857-14	A-209-IA	Total/NA	Air	TO-15	
140-13857-15	B-210-IA	Total/NA	Air	TO-15	
140-13857-16	B-205-IA	Total/NA	Air	TO-15	
140-13857-17	B-202-IA	Total/NA	Air	TO-15	
140-13857-18	C-207-IA	Total/NA	Air	TO-15	
140-13857-19	OUTDOOR-IA	Total/NA	Air	TO-15	
140-13857-20	DUPE	Total/NA	Air	TO-15	
MB 140-26607/4	Method Blank	Total/NA	Air	TO-15	
LCS 140-26607/1002	Lab Control Sample	Total/NA	Air	TO-15	

Lab Chronicle

Client: LaBella Associates DPC
Project/Site: Webster CSD Willink Middle School

TestAmerica Job ID: 140-13857-1

Client Sample ID: PUMPROOM SS — Lab Sample ID: 140-13857-1

Date Collected: 12/28/18 17:13 — **Matrix: Air**
Date Received: 01/03/19 09:45

Prep Type	Batch Type	Batch Method	Run	Dil Factor	Initial Amount	Final Amount	Batch Number	Prepared or Analyzed	Analyst	Lab
Total/NA	Analysis	TO-15		1	200 mL	500 mL	26607	01/05/19 03:10	S1K	TAL KNX
	Instrument ID: MR									

Client Sample ID: PUMPROOM IA — Lab Sample ID: 140-13857-2

Date Collected: 12/28/18 17:11 — **Matrix: Air**
Date Received: 01/03/19 09:45

Prep Type	Batch Type	Batch Method	Run	Dil Factor	Initial Amount	Final Amount	Batch Number	Prepared or Analyzed	Analyst	Lab
Total/NA	Analysis	TO-15		1	200 mL	500 mL	26607	01/04/19 14:09	S1K	TAL KNX
	Instrument ID: MR									

Client Sample ID: C-111-SS — Lab Sample ID: 140-13857-3

Date Collected: 12/28/18 17:47 — **Matrix: Air**
Date Received: 01/03/19 09:45

Prep Type	Batch Type	Batch Method	Run	Dil Factor	Initial Amount	Final Amount	Batch Number	Prepared or Analyzed	Analyst	Lab
Total/NA	Analysis	TO-15		1	200 mL	500 mL	26607	01/05/19 04:00	S1K	TAL KNX
	Instrument ID: MR									

Client Sample ID: C-111-IA — Lab Sample ID: 140-13857-4

Date Collected: 12/28/18 17:45 — **Matrix: Air**
Date Received: 01/03/19 09:45

Prep Type	Batch Type	Batch Method	Run	Dil Factor	Initial Amount	Final Amount	Batch Number	Prepared or Analyzed	Analyst	Lab
Total/NA	Analysis	TO-15		1	200 mL	500 mL	26607	01/04/19 14:59	S1K	TAL KNX
	Instrument ID: MR									

Client Sample ID: B-126-SS — Lab Sample ID: 140-13857-5

Date Collected: 12/28/18 16:47 — **Matrix: Air**
Date Received: 01/03/19 09:45

Prep Type	Batch Type	Batch Method	Run	Dil Factor	Initial Amount	Final Amount	Batch Number	Prepared or Analyzed	Analyst	Lab
Total/NA	Analysis	TO-15		1	200 mL	500 mL	26607	01/05/19 04:50	S1K	TAL KNX
	Instrument ID: MR									

Client Sample ID: B-126-IA — Lab Sample ID: 140-13857-6

Date Collected: 12/28/18 16:44 — **Matrix: Air**
Date Received: 01/03/19 09:45

Prep Type	Batch Type	Batch Method	Run	Dil Factor	Initial Amount	Final Amount	Batch Number	Prepared or Analyzed	Analyst	Lab
Total/NA	Analysis	TO-15		1	200 mL	500 mL	26607	01/04/19 15:50	S1K	TAL KNX
	Instrument ID: MR									

Lab Chronicle

Client: LaBella Associates DPC
Project/Site: Webster CSD Willink Middle School

TestAmerica Job ID: 140-13857-1

Client Sample ID: B-111-SS — Lab Sample ID: 140-13857-7

Date Collected: 12/28/18 16:53
Date Received: 01/03/19 09:45
Matrix: Air

Prep Type	Batch Type	Batch Method	Run	Dil Factor	Initial Amount	Final Amount	Batch Number	Prepared or Analyzed	Analyst	Lab
Total/NA	Analysis	TO-15		1	200 mL	500 mL	26607	01/05/19 05:41	S1K	TAL KNX
	Instrument ID: MR									

Client Sample ID: B-111-IA — Lab Sample ID: 140-13857-8

Date Collected: 12/28/18 16:56
Date Received: 01/03/19 09:45
Matrix: Air

Prep Type	Batch Type	Batch Method	Run	Dil Factor	Initial Amount	Final Amount	Batch Number	Prepared or Analyzed	Analyst	Lab
Total/NA	Analysis	TO-15		1	200 mL	500 mL	26607	01/04/19 17:00	S1K	TAL KNX
	Instrument ID: MR									

Client Sample ID: B-102-IA — Lab Sample ID: 140-13857-9

Date Collected: 12/28/18 17:51
Date Received: 01/03/19 09:45
Matrix: Air

Prep Type	Batch Type	Batch Method	Run	Dil Factor	Initial Amount	Final Amount	Batch Number	Prepared or Analyzed	Analyst	Lab
Total/NA	Analysis	TO-15		1	200 mL	500 mL	26607	01/04/19 17:50	S1K	TAL KNX
	Instrument ID: MR									

Client Sample ID: A-111-SS — Lab Sample ID: 140-13857-10

Date Collected: 12/28/18 17:53
Date Received: 01/03/19 09:45
Matrix: Air

Prep Type	Batch Type	Batch Method	Run	Dil Factor	Initial Amount	Final Amount	Batch Number	Prepared or Analyzed	Analyst	Lab
Total/NA	Analysis	TO-15		1	200 mL	500 mL	26607	01/05/19 06:31	S1K	TAL KNX
	Instrument ID: MR									

Client Sample ID: A-111-IA — Lab Sample ID: 140-13857-11

Date Collected: 12/28/18 17:02
Date Received: 01/03/19 09:45
Matrix: Air

Prep Type	Batch Type	Batch Method	Run	Dil Factor	Initial Amount	Final Amount	Batch Number	Prepared or Analyzed	Analyst	Lab
Total/NA	Analysis	TO-15		1	200 mL	500 mL	26607	01/04/19 18:41	S1K	TAL KNX
	Instrument ID: MR									

Client Sample ID: F-109-SS — Lab Sample ID: 140-13857-12

Date Collected: 12/28/18 17:06
Date Received: 01/03/19 09:45
Matrix: Air

Prep Type	Batch Type	Batch Method	Run	Dil Factor	Initial Amount	Final Amount	Batch Number	Prepared or Analyzed	Analyst	Lab
Total/NA	Analysis	TO-15		1	200 mL	500 mL	26607	01/05/19 07:22	S1K	TAL KNX
	Instrument ID: MR									

Lab Chronicle

Client: LaBella Associates DPC
Project/Site: Webster CSD Willink Middle School

TestAmerica Job ID: 140-13857-1

Client Sample ID: F-109-IA — Lab Sample ID: 140-13857-13

Date Collected: 12/28/18 17:56 — **Matrix: Air**
Date Received: 01/03/19 09:45

Prep Type	Batch Type	Batch Method	Run	Dil Factor	Initial Amount	Final Amount	Batch Number	Prepared or Analyzed	Analyst	Lab
Total/NA	Analysis	TO-15		1	200 mL	500 mL	26607	01/04/19 19:32	S1K	TAL KNX
	Instrument ID: MR									

Client Sample ID: A-209-IA — Lab Sample ID: 140-13857-14

Date Collected: 12/28/18 17:37 — **Matrix: Air**
Date Received: 01/03/19 09:45

Prep Type	Batch Type	Batch Method	Run	Dil Factor	Initial Amount	Final Amount	Batch Number	Prepared or Analyzed	Analyst	Lab
Total/NA	Analysis	TO-15		1	200 mL	500 mL	26607	01/04/19 20:23	S1K	TAL KNX
	Instrument ID: MR									

Client Sample ID: B-210-IA — Lab Sample ID: 140-13857-15

Date Collected: 12/28/18 17:26 — **Matrix: Air**
Date Received: 01/03/19 09:45

Prep Type	Batch Type	Batch Method	Run	Dil Factor	Initial Amount	Final Amount	Batch Number	Prepared or Analyzed	Analyst	Lab
Total/NA	Analysis	TO-15		1.57	314 mL	500 mL	26607	01/04/19 21:14	S1K	TAL KNX
	Instrument ID: MR									

Client Sample ID: B-205-IA — Lab Sample ID: 140-13857-16

Date Collected: 12/28/18 17:21 — **Matrix: Air**
Date Received: 01/03/19 09:45

Prep Type	Batch Type	Batch Method	Run	Dil Factor	Initial Amount	Final Amount	Batch Number	Prepared or Analyzed	Analyst	Lab
Total/NA	Analysis	TO-15		1	200 mL	500 mL	26607	01/04/19 22:05	S1K	TAL KNX
	Instrument ID: MR									

Client Sample ID: B-202-IA — Lab Sample ID: 140-13857-17

Date Collected: 12/28/18 14:36 — **Matrix: Air**
Date Received: 01/03/19 09:45

Prep Type	Batch Type	Batch Method	Run	Dil Factor	Initial Amount	Final Amount	Batch Number	Prepared or Analyzed	Analyst	Lab
Total/NA	Analysis	TO-15		1	200 mL	500 mL	26607	01/04/19 22:55	S1K	TAL KNX
	Instrument ID: MR									

Client Sample ID: C-207-IA — Lab Sample ID: 140-13857-18

Date Collected: 12/28/18 17:32 — **Matrix: Air**
Date Received: 01/03/19 09:45

Prep Type	Batch Type	Batch Method	Run	Dil Factor	Initial Amount	Final Amount	Batch Number	Prepared or Analyzed	Analyst	Lab
Total/NA	Analysis	TO-15		1	200 mL	500 mL	26607	01/04/19 23:47	S1K	TAL KNX
	Instrument ID: MR									

Lab Chronicle

Client: LaBella Associates DPC
Project/Site: Webster CSD Willink Middle School

TestAmerica Job ID: 140-13857-1

Client Sample ID: OUTDOOR-IA

Lab Sample ID: 140-13857-19
Date Collected: 12/28/18 18:00
Matrix: Air
Date Received: 01/03/19 09:45

Prep Type	Batch Type	Batch Method	Run	Dil Factor	Initial Amount	Final Amount	Batch Number	Prepared or Analyzed	Analyst	Lab
Total/NA	Analysis	TO-15		1	200 mL	500 mL	26607	01/05/19 01:29	S1K	TAL KNX
	Instrument ID: MR									

Client Sample ID: DUPE

Lab Sample ID: 140-13857-20
Date Collected: 12/28/18 00:00
Matrix: Air
Date Received: 01/03/19 09:45

Prep Type	Batch Type	Batch Method	Run	Dil Factor	Initial Amount	Final Amount	Batch Number	Prepared or Analyzed	Analyst	Lab
Total/NA	Analysis	TO-15		1.56	312 mL	500 mL	26607	01/05/19 02:20	S1K	TAL KNX
	Instrument ID: MR									

Client Sample ID: Method Blank

Lab Sample ID: MB 140-26607/4
Date Collected: N/A
Matrix: Air
Date Received: N/A

Prep Type	Batch Type	Batch Method	Run	Dil Factor	Initial Amount	Final Amount	Batch Number	Prepared or Analyzed	Analyst	Lab
Total/NA	Analysis	TO-15		1	200 mL	500 mL	26607	01/04/19 13:18	S1K	TAL KNX
	Instrument ID: MR									

Client Sample ID: Lab Control Sample

Lab Sample ID: LCS 140-26607/1002
Date Collected: N/A
Matrix: Air
Date Received: N/A

Prep Type	Batch Type	Batch Method	Run	Dil Factor	Initial Amount	Final Amount	Batch Number	Prepared or Analyzed	Analyst	Lab
Total/NA	Analysis	TO-15		1	500 mL	500 mL	26607	01/04/19 10:36	S1K	TAL KNX
	Instrument ID: MR									

Laboratory References:
TAL KNX = TestAmerica Knoxville, 5815 Middlebrook Pike, Knoxville, TN 37921, TEL (865)291-3000

Accreditation/Certification Summary

Client: LaBella Associates DPC
Project/Site: Webster CSD Willink Middle School

TestAmerica Job ID: 140-13857-1

Laboratory: TestAmerica Knoxville

Unless otherwise noted, all analytes for this laboratory were covered under each accreditation/certification below.

Authority	Program	EPA Region	Identification Number	Expiration Date
New York	NELAP	2	10781	03-31-19

The following analytes are included in this report, but the laboratory is not certified by the governing authority. This list may include analytes for which the agency does not offer certification.

Analysis Method	Prep Method	Matrix	Analyte
TO-15		Air	1,2,4-Trimethylbenzene
TO-15		Air	1,2-Dichloroethene, Total
TO-15		Air	1,2-Dichlorotetrafluoroethane
TO-15		Air	1,3,5-Trimethylbenzene
TO-15		Air	4-Ethyltoluene
TO-15		Air	4-Isopropyltoluene
TO-15		Air	Dichlorodifluoromethane
TO-15		Air	Freon 22
TO-15		Air	Freon TF
TO-15		Air	Methyl Butyl Ketone (2-Hexanone)
TO-15		Air	n-Butane
TO-15		Air	n-Butylbenzene
TO-15		Air	n-Propylbenzene
TO-15		Air	sec-Butylbenzene
TO-15		Air	tert-Butylbenzene
TO-15		Air	Tetrahydrofuran
TO-15		Air	Trichlorofluoromethane
TO-15		Air	Xylene, o-

Laboratory: TestAmerica Buffalo

The accreditations/certifications listed below are applicable to this report.

Authority	Program	EPA Region	Identification Number	Expiration Date
New York	NELAP	2	10026	03-31-19

Method Summary

Client: LaBella Associates DPC
Project/Site: Webster CSD Willink Middle School

TestAmerica Job ID: 140-13857-1

Method	Method Description	Protocol	Laboratory
TO-15	Volatile Organic Compounds in Ambient Air	EPA	TAL KNX

Protocol References:

EPA = US Environmental Protection Agency

Laboratory References:

TAL KNX = TestAmerica Knoxville, 5815 Middlebrook Pike, Knoxville, TN 37921, TEL (865)291-3000

Sample Summary

Client: LaBella Associates DPC
Project/Site: Webster CSD Willink Middle School

TestAmerica Job ID: 140-13857-1

Lab Sample ID	Client Sample ID	Matrix	Collected	Received
140-13857-1	PUMPROOM SS	Air	12/28/18 17:13	01/03/19 09:45
140-13857-2	PUMPROOM IA	Air	12/28/18 17:11	01/03/19 09:45
140-13857-3	C-111-SS	Air	12/28/18 17:47	01/03/19 09:45
140-13857-4	C-111-IA	Air	12/28/18 17:45	01/03/19 09:45
140-13857-5	B-126-SS	Air	12/28/18 16:47	01/03/19 09:45
140-13857-6	B-126-IA	Air	12/28/18 16:44	01/03/19 09:45
140-13857-7	B-111-SS	Air	12/28/18 16:53	01/03/19 09:45
140-13857-8	B-111-IA	Air	12/28/18 16:56	01/03/19 09:45
140-13857-9	B-102-IA	Air	12/28/18 17:51	01/03/19 09:45
140-13857-10	A-111-SS	Air	12/28/18 17:53	01/03/19 09:45
140-13857-11	A-111-IA	Air	12/28/18 17:02	01/03/19 09:45
140-13857-12	F-109-SS	Air	12/28/18 17:06	01/03/19 09:45
140-13857-13	F-109-IA	Air	12/28/18 17:56	01/03/19 09:45
140-13857-14	A-209-IA	Air	12/28/18 17:37	01/03/19 09:45
140-13857-15	B-210-IA	Air	12/28/18 17:26	01/03/19 09:45
140-13857-16	B-205-IA	Air	12/28/18 17:21	01/03/19 09:45
140-13857-17	B-202-IA	Air	12/28/18 14:36	01/03/19 09:45
140-13857-18	C-207-IA	Air	12/28/18 17:32	01/03/19 09:45
140-13857-19	OUTDOOR-IA	Air	12/28/18 18:00	01/03/19 09:45
140-13857-20	DUPE	Air	12/28/18 00:00	01/03/19 09:45

TAL Knoxville
5815 Middlebrook Pike
Knoxville, TN 37921
phone 865-291-3000 fax 865-584-4315

Canister Samples Chain of Custody Record

TestAmerica assumes no liability with respect to the collection and shipment of these samples.

TestAmerica
THE LEADER IN ENVIRONMENTAL TESTING

Client Contact Information
Company: Labella Associates
Address: 300 State Street
City/State/Zip Rochester, NY 14614
Phone: 585 402 7078
FAX:
Project Name: Webster Willink
Site/location: Webster NY
PO # ~~2192~~ 2190309

Project Manager: Ann Aquilina
Phone: 585 ~~519~~ 295-6289
Site Contact:
TAL Contact: aaquilina@labellapc.com

Analysis Turnaround Time
Standard (Specify) STD
Rush (Specify)

Sampled By: Mike Marrash

1 of 4 COCs

140-13857 Chain of Custody

Sample Identification	Sample Date(s)	Time Start	Time Stop	Canister Vacuum in Field, "Hg (Start)	Canister Vacuum in Field, "Hg (Stop)	Flow Controller ID	Canister ID	TO-15	TO-14A	EPA 3C	EPA 25C	ASTM D-1	Other (Please specify in notes section)	Sample	Indoor Al	Ambient	Soil Gas	Landfill	Other
Pumproom SS	12/28/18	0844	1713	-30hg	-3hg	09717	10526	V									X		
Pumproom IA	" " "	0852	1711	-28hg	-2hg	10193	10206	V							X				
C-111-SS	" " "	0900	1747	-30hg	-2hg	10647	13659	V									X		
C-111-IA	" " "	0903	1745	-30hg	-5hg	11595	10709	V							X				
B-126-SS	" " "	0911	1647	-28hg	-5hg	10153	11027	V									X		
B-126-IA	" " "	0914	1644	-30hg	-4hg	09949	10417	V							X				

Sampled by: Mike Marrash

Temperature (Fahrenheit)	Interior	Ambient
Start	70	55
Stop	71	48

Pressure (inches of Hg)	Interior	Ambient
Start		
Stop		

NO CUSTODY SEALS
RECEIVED AMBIENT
DKD 1-3-19
4 BOXES FEDEX # 4276 0718 7551
" " 7481
" " 7507
" " 7492
22 CANS / 22 FLOWS / 1 T

Special Instructions/QC Requirements & Comments:
Email to aaquilina@labellapc.com and DNOLL@~~labellp~~ labellapc.com

Canisters Shipped by:	Date/Time: 12/31/18 1018	Canisters Received by:
Samples Relinquished by:	Date/Time: 12/31/18 12:30	Received by: JAKNX 1-3-19 09:45
Relinquished by:	Date/Time:	Received by:

Lab Use Only: Shipper Name: Opened by: Condition:

TAL Knoxville
5815 Middlebrook Pike
Knoxville, TN 37921
phone 865-291-3000 fax 865-584-4315

Canister Samples Chain of Custody Record

TestAmerica assumes no liability with respect to the collection and shipment of these samples.

TestAmerica
THE LEADER IN ENVIRONMENTAL TESTING

Client Contact Information	Project Manager:	Sampled By:	2 of 4 COCs
Company:	Phone:		
Address: SAME	Site Contact:		
City/State/Zip	TAL Contact: SAME		
Phone:			
FAX:			
Project Name:	Analysis Turnaround Time		
Site/location:	Standard (Specify)		
PO #	Rush (Specify)		

Sample Identification	Sample Date(s)	Time Start	Time Stop	Canister Vacuum in Field, "Hg (Start)	Canister Vacuum in Field, "Hg (Stop)	Flow Controller ID	Canister ID	TO-15	TO-14A	EPA 3C	EPA 25C	ASTM D-1946	Other (Please specify in notes section)	Sample Type	Indoor Air	Ambient Air	Soil Gas	Landfill Gas	Other (Please specify in notes section)
B-111-SS	12/20/18	~~0922~~	~~1656~~ 1653	-30	-5	10621	11994	✓									X		
B-111-IA	" " "	0922	1656	-30	-5	11938	10374	X							X				
B-102-IA	" " "	0925	1751	-30	-6	10289	10423	X							X				
A-111-SS	" " "	0932	1753	-30	-5	10062	11603	X									X		
A-111-IA	" " "	0934	1702	-30	-5	09714	11219	X							X				
F-109-SS	" " "	0941	1706	-30	-5	10175	11966	X									X		

11605

Sampled by : Mike Marrash

Temperature (Fahrenheit)	Interior	Ambient
Start	70	55
Stop	71	48

Pressure (Inches of Hg)	Interior	Ambient
Start		
Stop		

Special Instructions/QC Requirements & Comments:

Canisters Shipped by:	Date/Time: 12/31/18 1018	Canisters Received by:	
Samples Relinquished by:	Date/Time: 12/31/18 12:30	Received by:	1-3-19 09:45
Relinquished by:	Date/Time:	Received by:	

Lab Use Only Shipper Name: Opened by: Condition:

TAL Knoxville
5815 Middlebrook Pike
Knoxville, TN 37921
phone 865-291-3000 fax 865-584-4315

Canister Samples Chain of Custody Record

TestAmerica assumes no liability with respect to the collection and shipment of these samples.

TestAmerica
THE LEADER IN ENVIRONMENTAL TESTING

Client Contact Information	Project Manager: SAME	Sampled By:	3 of 4 COCs
Company:	Phone:		
Address: SAME	Site Contact:		
City/State/Zip	TAL Contact:		
Phone:			
FAX:			
Project Name:	Analysis Turnaround Time		
Site/location:	Standard (Specify)		
PO #	Rush (Specify)		

Sample Identification	Sample Date(s)	Time Start	Time Stop	Canister Vacuum in Field, "Hg (Start)	Canister Vacuum in Field, "Hg (Stop)	Flow Controller ID	Canister ID	TO-15	TO-14A	EPA 3C	EPA 25C	ASTM D-1946	Other (Please specify in notes section)	Sample Type	Indoor Air	Ambient Air	Soil Gas	Landfill Gas	Other (Please specify in notes section)
F-109-IA	12/20/18	0942	1756	-30	-4	10457	11024	X							X				
A-209-IA	" " "	0951	1737	-30	-5	11542	09998	X							X				
B-210-IA	" " "	1150	1726	-30	-9	80660	11211	X							X				
B-205-IA	" " "	1006	1721	-30	-6	11469	10065	X							X				
B-202-IA	" " "	1010	1436	-30	-4	11273	10702	X							X				
C-207-IA	" " "	1015	1732	-30	-6	10653	10367	X							X				

Sampled by : Mike Manash

Temperature (Fahrenheit)	Interior	Ambient	
Start			
Stop			

Pressure (inches of Hg)	Interior	Ambient	
Start			
Stop			

Special Instructions/QC Requirements & Comments:

Canisters Shipped by:	Date/Time: 12/31/18 1018	Canisters Received by:	
Samples Relinquished by:	Date/Time: 12/31/18 12:30	Received by:	TAKWX 1-3-19 09:45
Relinquished by:	Date/Time:	Received by:	

Lab Use Only Shipper Name: Opened by: Condition:

TAL Knoxville
5815 Middlebrook Pike
Knoxville, TN 37921
phone 865-291-3000 fax 865-584-4315

Canister Samples Chain of Custody Record

TestAmerica assumes no liability with respect to the collection and shipment of these samples.

TestAmerica
THE LEADER IN ENVIRONMENTAL TESTING

Client Contact Information
Company:
Address:
City/State/Zip
Phone:
FAX:
Project Name:
Site/location:
PO #

SAME

Project Manager:
Phone:
Site Contact:
TAL Contact: SAME

Analysis Turnaround Time
Standard (Specify)
Rush (Specify)

Sampled By:

4 of 4 COCs

Sample Identification	Sample Date(s)	Time Start	Time Stop	Canister Vacuum in Field, "Hg (Start)	Canister Vacuum In Field, "Hg (Stop)	Flow Controller ID	Canister ID	TO-15	TO-14A	EPA 3C	EPA 25C	ASTM D-1946	Other (Please specify in notes section)	Sample Type	Indoor Air	Ambient Air	Soil Gas	Landfill Gas	Other (Please specify in notes section)
Outdoor IA	12/28/18	1020	1800	-29	-4	09659	11230	X							X				X
DUPE	12/28/18							X							X				

09981

Sampled by : Mike Marrash

Temperature (Fahrenheit)	Interior	Ambient
Start	N/A	55
Stop	NA	48

Pressure (inches of Hg)	Interior	Ambient
Start		
Stop		

Outdoor IA = Outdoor Air

10370
10185

Special Instructions/QC Requirements & Comments:

Canisters Shipped by:	Date/Time: 12/31/18 1018	Canisters Received by:
Samples Relinquished by:	Date/Time: 12/31/18 12:30	Received by: JAXWX 1-3-19 09:45
Relinquished by:	Date/Time:	Received by:

Lab Use Only **Shipper Name:** **Opened by:** **Condition:**

Loc: 140
13857

TESTAMERICA KNOXVILLE SAMPLE RECEIPT/CONDITION UPON RECEIPT ANOMALY CHECKLIST

Log In Number:

Review Items	Yes	No	NA	If No, what was the problem?
1. Are the shipping containers intact?	✓			☐ **Containers, Broken**
2. Were ambient air containers received intact?			✓	☑ Checked in lab
3. The coolers/containers custody seal if present, is it intact?			✓	☐ Yes ☐ NA
4. Is the cooler temperature within limits? (> freezing temp. of water to 6°C, VOST: 10°C) Thermometer ID :_____ Correction factor: _____			✓	☐ **Cooler Out of Temp, Client Contacted, Proceed/Cancel** ☐ **Cooler Out of Temp, Same Day Receipt**
5. Were all of the sample containers received intact?	✓			☐ **Containers, Broken**
6. Were samples received in appropriate containers?	✓			☐ **Containers, Improper; Client Contacted; Proceed/Cancel**
7. Do sample container labels match COC? (IDs, Dates, Times)	✓			☐ **COC & Samples Do Not Match** ☑ **COC Incorrect/Incomplete** ☐ **COC Not Received**
8. Were all of the samples listed on the COC received?	✓			☐ **Sample Received, Not on COC** ☐ **Sample on COC, Not Received**
9. Is the date/time of sample collection noted?	✓			☐ **COC; No Date/Time; Client Contacted**
10. Was the sampler identified on the COC?	✓			☐ **Sampler Not Listed on COC**
11. Is the client and project name/# identified?	✓			☐ **COC Incorrect/Incomplete**
12. Are tests/parameters listed for each sample?	✓			☐ **COC No tests on COC**
13. Is the matrix of the samples noted?	✓			☐ **COC Incorrect/Incomplete**
14. Was COC relinquished? (Signed/Dated/Timed)	✓			☐ **COC Incorrect/Incomplete**
15. Were samples received within holding time?	✓			☐ **Holding Time - Receipt**
16. Were samples received with correct chemical preservative (excluding Encore)?			✓	☐ **pH Adjusted, pH Included (See box 16A)** ☐ **Incorrect Preservative**
17. Were VOA samples received without headspace?			✓	☐ **Headspace (VOA only)**
18. Did you check for residual chlorine, if necessary? (e.g. 1613B, 1668) Chlorine test strip lot number:			✓	☐ **Residual Chlorine**
19. For 1613B water samples is pH<9?			✓	☐ If no, notify lab to adjust
20. For rad samples was sample activity info. Provided?			✓	☐ Project missing info

Comments/Actions Taken

7. A-111-SS, COC LIST ASSET # AS 11603, SHOULD BE 11605

Labeling Verified by: _____ **Date:** _____

pH test strip lot number: _____

	Box 16A: pH Preservation	Box 18A: Residual Chlorine
Preservative:		
Lot Number:		
Exp Date:		
Analyst:		
Date:		
Time:		

Project #: 48019394 PM Instructions: _____

Sample Receiving Associate: [signature] Date: 1-3-19

QA026R31.doc, 112618

TestAmerica Knoxville - Air Canister Initial Pressure Check

Gauge ID: G5
Date: 1/3/2019

Analyst	Sample ID	Asset #	Cleaning Job	Cert	Size (L)	Pressure @ Receipt (-in Hg or +psig)	Time	Comments
BKK	140-13857-A-1	10526	13536	IND	6	-2.7	16:22	
BKK	140-13857-A-2	10206	13620	IND	6	-2.4	16:23	
BKK	140-13857-A-3	10134	13657	IND	6	-2.2	16:24	
BKK	140-13857-A-4	10709	13630	IND	6	-2.2	16:25	
BKK	140-13857-A-5	11027	13613	IND	6	-6.0	16:26	
BKK	140-13857-A-6	10417	13595	IND	6	-5.5	16:27	
BKK	140-13857-A-7	11974	13536	IND	6	-5.3	16:28	
BKK	140-13857-A-8	10374	13560	IND	6	-5.3	16:29	
BKK	140-13857-A-9	10423	13595	IND	6	-5.0	16:30	
BKK	140-13857-A-10	11605	13657	IND	6	-3.3	16:31	
BKK	140-13857-A-11	11219	13657	IND	6	-5.9	16:32	
BKK	140-13857-A-12	11966	13595	IND	6	-6.1	16:33	
BKK	140-13857-A-13	11024	13595	IND	6	-2.4	16:34	
BKK	140-13857-A-14	09998	13658	IND	6	-5.3	16:35	
BKK	140-13857-A-15	11211	13585	IND	6	-9.2	16:36	+1.3
BKK	140-13857-A-16	10065	13595	IND	6	-6.4	16:37	
BKK	140-13857-A-17	10702	13595	IND	6	-1.8	16:38	
BKK	140-13857-A-18	10367	13657	IND	6	-6.2	16:39	
BKK	140-13857-A-19	11230	13595	IND	6	-5.7	16:40	
BKK	140-13857-A-20	09981	13537	IND	6	-8.9	16:41	+1.4

□ Receiving –Air Can –Calve Open (NCM #_____)
□ Air - Can P -24 to -25 " - Flow Contr. Works (NCM#_____)
□ Air - Can P -24 to -25 " - Flow Contr. Faulty (NCM#_____)
□ Air - Can P Out -26" - Flow Contr. Works (NCM#_____)
□ Air - Can P Out -26" - Flow Contr. Faulty (NCM#_____)
□ Air - Can P Low -24 to -25 " - Grab Sample (NCM#_____)
□ Air - Can P Low -26 "- Grab Sample (NCM#_____)

TestAmerica

THE LEADER IN ENVIRONMENTAL TESTING

ANALYTICAL REPORT

TestAmerica Laboratories, Inc.
TestAmerica Buffalo
10 Hazelwood Drive
Amherst, NY 14228-2298
Tel: (716)691-2600

TestAmerica Job ID: 480-147726-1
Client Project/Site: Webster CSD Willink Middle School
Revision: 1

For:
LaBella Associates DPC
300 State Street
Suite 201
Rochester, New York 14614

Attn: Ann Aquilina

Melissa Deyo

Authorized for release by:
2/5/2019 1:33:11 PM

Melissa Deyo, Project Manager I
(716)504-9874
melissa.deyo@testamericainc.com

LINKS

Review your project results through TotalAccess

Have a Question? Ask The Expert

Visit us at: www.testamericainc.com

The test results in this report meet all 2003 NELAC and 2009 TNI requirements for accredited parameters, exceptions are noted in this report. This report may not be reproduced except in full, and with written approval from the laboratory. For questions please contact the Project Manager at the e-mail address or telephone number listed on this page.

This report has been electronically signed and authorized by the signatory. Electronic signature is intended to be the legally binding equivalent of a traditionally handwritten signature.

Results relate only to the items tested and the sample(s) as received by the laboratory.

Table of Contents

Cover Page 1
Table of Contents 2
Definitions/Glossary 3
Case Narrative 5
Detection Summary 8
Client Sample Results 11
Surrogate Summary 40
Isotope Dilution Summary 43
QC Sample Results 45
QC Association Summary 74
Lab Chronicle 81
Certification Summary 85
Method Summary 86
Sample Summary 87
Chain of Custody 88
Receipt Checklists 92

Qualifiers

GC/MS VOA

Qualifier	Qualifier Description
J	Result is less than the RL but greater than or equal to the MDL and the concentration is an approximate value.

GC/MS Semi VOA

Qualifier	Qualifier Description
J	Result is less than the RL but greater than or equal to the MDL and the concentration is an approximate value.
X	Surrogate is outside control limits
*	LCS or LCSD is outside acceptance limits.

GC Semi VOA

Qualifier	Qualifier Description
X	Surrogate is outside control limits
*	LCS or LCSD is outside acceptance limits.
J	Result is less than the RL but greater than or equal to the MDL and the concentration is an approximate value.
F2	MS/MSD RPD exceeds control limits
F1	MS and/or MSD Recovery is outside acceptance limits.

LCMS

Qualifier	Qualifier Description
*	Isotope Dilution analyte is outside acceptance limits.
J	Result is less than the RL but greater than or equal to the MDL and the concentration is an approximate value.
I	Value is EMPC (estimated maximum possible concentration).

Metals

Qualifier	Qualifier Description
J	Result is less than the RL but greater than or equal to the MDL and the concentration is an approximate value.
B	Compound was found in the blank and sample.

General Chemistry

Qualifier	Qualifier Description
*	LCS or LCSD is outside acceptance limits.
J	Result is less than the RL but greater than or equal to the MDL and the concentration is an approximate value.

Glossary

Abbreviation	These commonly used abbreviations may or may not be present in this report.
¤	Listed under the "D" column to designate that the result is reported on a dry weight basis
%R	Percent Recovery
CFL	Contains Free Liquid
CNF	Contains No Free Liquid
DER	Duplicate Error Ratio (normalized absolute difference)
Dil Fac	Dilution Factor
DL	Detection Limit (DoD/DOE)
DL, RA, RE, IN	Indicates a Dilution, Re-analysis, Re-extraction, or additional Initial metals/anion analysis of the sample
DLC	Decision Level Concentration (Radiochemistry)
EDL	Estimated Detection Limit (Dioxin)
LOD	Limit of Detection (DoD/DOE)
LOQ	Limit of Quantitation (DoD/DOE)
MDA	Minimum Detectable Activity (Radiochemistry)
MDC	Minimum Detectable Concentration (Radiochemistry)
MDL	Method Detection Limit
ML	Minimum Level (Dioxin)
NC	Not Calculated
ND	Not Detected at the reporting limit (or MDL or EDL if shown)
PQL	Practical Quantitation Limit

Glossary (Continued)

Abbreviation	These commonly used abbreviations may or may not be present in this report.
QC	Quality Control
RER	Relative Error Ratio (Radiochemistry)
RL	Reporting Limit or Requested Limit (Radiochemistry)
RPD	Relative Percent Difference, a measure of the relative difference between two points
TEF	Toxicity Equivalent Factor (Dioxin)
TEQ	Toxicity Equivalent Quotient (Dioxin)

Job ID: 480-147726-1

Laboratory: TestAmerica Buffalo

Narrative

Job Narrative
480-147726-1

Revision I
This report was revised to include Disolved Metals for sample MW-1 and to remove the Total Metals.

Receipt
The samples were received on 1/10/2019 10:30 AM; the samples arrived in good condition, properly preserved and, where required, on ice. The temperatures of the 2 coolers at receipt time were 1.4º C and 2.0º C.

Receipt Exceptions
The terracore kits were frozen on 01/08/19 by the client as indicated on the COC. The sample were shipped frozen and received within temperature criteria.

GC/MS VOA
No analytical or quality issues were noted, other than those described in the Definitions/Glossary page.

GC/MS Semi VOA
Method(s) 8270D: The continuing calibration verification (CCV) associated with batch 480-455117 recovered outside acceptance criteria, low biased, for 2,2'-oxybis[1-chloropropane]. A reporting limit (RL) standard was analyzed, and the target analyte was detected. Since the associated samples were non-detect for this analyte, the data have been reported. The following samples are impacted: LBA-SB2 (480-147726-1), LBA-SB3 (480-147726-2), LBA-SB4 (480-147726-3) and BLIND DUPLICATE-01 (480-147726-4).

Method(s) 8270D: The continuing calibration verification (CCV) associated with batch 480-455117 recovered above the upper control limit for Diethyl phthalate, Atrazine and Hexachlorobutadiene. The samples associated with this CCV were non-detects for the affected analytes; therefore, the data have been reported. The following samples are impacted: LBA-SB2 (480-147726-1), LBA-SB3 (480-147726-2), LBA-SB4 (480-147726-3) and BLIND DUPLICATE-01 (480-147726-4).

Method(s) 8270D: The following sample was diluted due to color and, viscosity: LBA-SB3 (480-147726-2). Elevated reporting limits (RL) are provided.

Method(s) 8270D: The laboratory control sample (LCS) for preparation batch 480-454847 and analytical batch 480-455270 recovered outside control limits for the following analyte: 4,6-Dinitro-2-methylphenol. This analyte was biased high in the LCS and was not detected in the associated samples; therefore, the data have been reported. The following samples are impacted: MW-1 (480-147726-5) and BLIND DUPLICATE-02 (480-147726-8).

Method(s) 8270D: The laboratory control sample (LCS) for preparation batch 480-454847 and analytical batch 480-455270 recovered outside control limits for the following surrogate: 2,4,6-Tribromophenol. This surrogate is biased high and no detections were found for associated analytes in the following affected samples: MW-1 (480-147726-5) and BLIND DUPLICATE-02 (480-147726-8). Therefore, the data has been reported.

Method(s) 8270D: The continuing calibration verification (CCV) associated with batch 480-455270 recovered above the upper control limit for 2,4-Dinitrophenol, Indeno[1,2,3-cd]pyrene, 4-Chloro-3-methylphenol, Dibenz(a,h)anthracene and 2-Nitrophenol. The samples associated with this CCV were non-detects for the affected analytes; therefore, the data have been reported. The following samples are impacted: MW-1 (480-147726-5) and BLIND DUPLICATE-02 (480-147726-8).

Method(s) 8270D: Six surrogates are used for this analysis. The laboratory's SOP allows one acid and one base of these surrogates to be outside acceptance criteria without performing re-extraction/re-analysis. The following sample contained an allowable number of surrogate compounds outside limits: MW-1 (480-147726-5). These results have been reported and qualified.

Method(s) 8270D SIM ID: The breakdown of 4,4'-DDT in the tuning evaluation exceeded 20%. Breakdown is not a criteria of the method but rather an internal check performed by the laboratory to evaluate the peak shape of 1,4-Dioxane and 1,4-Dioxane-d8. No adverse performance was observed and QC recoveries were in control. The data have been reported. (DFTPP 480-456469/2).

Job ID: 480-147726-1 (Continued)

Laboratory: TestAmerica Buffalo (Continued)

No additional analytical or quality issues were noted, other than those described above or in the Definitions/Glossary page.

GC VOA
Method(s) 6010C: The method blank for preparation batch 480-457382 and 480-457479 and analytical batch 480-457643 contained Dissolved Barium above the reporting limit (RL). Associated sample(s) MW-1 (480-147726-5) were not re-extracted and/or re-analyzed because results were greater than 10X the value found in the method blank.

No additional analytical or quality issues were noted, other than those described above or in the Definitions/Glossary page.

GC Semi VOA
Method(s) 8082A: The following samples are associated with a continuing calibration verification (CCV 480-454825/5 and 480-454825/33) that had recoveries for the surrogate Decachlorobiphenyl that were above acceptance limits: MW-1 (480-147726-5) and BLIND DUPLICATE-02 (480-147726-8). The secondary surrogate Tetrachloro-m-xylene is within limits. Therefore, the data has been reported.

Method(s) 8082A: Surrogate recovery for the following samples were outside control limits: MW-1 (480-147726-5) and BLIND DUPLICATE-02 (480-147726-8). Evidence of matrix interference is present; therefore, re-extraction and/or re-analysis was not performed.

Method(s) 8081B: The following samples were diluted due to the nature of the sample matrix: LBA-SB3 (480-147726-2), (480-147726-A-2-B MS) and (480-147726-A-2-C MSD). Elevated reporting limits (RLs) are provided.

Method(s) 8081B: The matrix spike (MS) recoveries for preparation batch 480-454747 and analytical batch 480-454853 were outside control limits. Non-homogeneity is suspected because the associated laboratory control sample (LCS) recovery was within acceptance limits.

Method(s) 8081B: The matrix spike / matrix spike duplicate (MS/MSD) precision for preparation batch 480-454747 and analytical batch 480-454853 was outside control limits. Sample matrix interference and/or non-homogeneity are suspected.

Method(s) 8081B: The recovery of the one surrogate in samples LBA-SB2 (480-147726-1), LBA-SB3 (480-147726-2), LBA-SB4 (480-147726-3), BLIND DUPLICATE-01 (480-147726-4), (480-147726-A-2-B MS) and (480-147726-A-2-C MSD) exceeds quality control limits due to the sample matrix. The recovery of the secondary surrogate is within quality control criteria; no corrective action is required.

Method(s) 8081B: The continuing calibration verification (CCV) associated with batch 480-454853 recovered above the upper control limit for alpha-BHC and gamma-BHC (Lindane). The samples associated with this CCV were non-detects for the affected analytes; therefore, the data have been reported. The following samples are impacted: LBA-SB2 (480-147726-1), LBA-SB3 (480-147726-2), LBA-SB4 (480-147726-3) and BLIND DUPLICATE-01 (480-147726-4).

Method(s) 8082A: The following samples are associated with a continuing calibration verification (CCV 480-455460/16) that had recoveries for the surrogate Tetrachloro-m-xylene that were below acceptance limits: LBA-SB2 (480-147726-1), LBA-SB3 (480-147726-2), LBA-SB4 (480-147726-3) and BLIND DUPLICATE-01 (480-147726-4). The secondary surrogate Decachlorobiphenyl is within limits. Therefore, the data has been reported.

Method(s) 8082A: Surrogate recovery for the following sample was outside control limits: BLIND DUPLICATE-01 (480-147726-4). Evidence of matrix interference is present; therefore, re-extraction and/or re-analysis was not performed.

Method(s) 8081B: The percent difference in a multi-component continuing calibration verification is assessed on the basis of the total amount, individual peak calculations are only listed for completeness.

Method(s) 8081B: All primary data for analytical batch 454849 is reported from the RTX-CLPI column, while all primary data for analytical batches 454853 and 455096 is reported from the RTX-CLPII column.

Method(s) 8082A: The percent difference in a multi-component continuing calibration verification is assessed on the basis of the total amount, individual peak calculations are only listed for completeness.

Method(s) 8082A: All primary data for analytical batch 454825 is reported from the ZB-35 column, while all primary data for analytical batch 455460 is reported from the ZB-5 column.

Job ID: 480-147726-1 (Continued)

Laboratory: TestAmerica Buffalo (Continued)

No additional analytical or quality issues were noted, other than those described above or in the Definitions/Glossary page.

Metals
No analytical or quality issues were noted, other than those described in the Definitions/Glossary page.

LCMS
Method(s) 537 (modified): M2-6:2 FTS Isotope Dilution Analyte (IDA) recovery is above the method recommended limit for the following samples: ERB-01 (480-147726-6), FIELD BLANK-01 (480-147726-7), BLIND DUPLICATE-02 (480-147726-8) and (LCS 200-139135/2-A). Quantitation by isotope dilution generally precludes any adverse effect on data quality due to elevated IDA recoveries.

Method(s) 537 (modified): 13C2 PFTeDA Isotope Dilution Analyte (IDA) recovery associated with the following samples is below the method recommended limit: MW-1 (480-147726-5) and BLIND DUPLICATE-02 (480-147726-8). Generally, data quality is not considered affected if the IDA signal-to-noise ratio is greater than 10:1, which is achieved for all IDA in the sample(s). All detection limits are below the lower calibration.

No additional analytical or quality issues were noted, other than those described above or in the Definitions/Glossary page.

General Chemistry
Method(s) 335.4, 9012B: The laboratory control sample (LCS) for preparation batch 480-455342 and analytical batch 480-455479 recovered outside control limits for the following analytes: Cyanide, Total These analytes were biased high in the LCS and were not detected in the associated samples; therefore, the data have been reported.MW-1 (480-147726-5) and BLIND DUPLICATE-02 (480-147726-8)

No additional analytical or quality issues were noted, other than those described above or in the Definitions/Glossary page.

Organic Prep
Method(s) 3550C: The following samples required a Florisil clean-up, via EPA Method 3620C, to reduce matrix interferences: LBA-SB2 (480-147726-1), LBA-SB3 (480-147726-2), BLIND DUPLICATE-01 (480-147726-4), (480-147726-A-2 MS) and (480-147726-A-2 MSD).

Method(s) 3510C: Insufficient sample volume was available to perform a matrix spike/matrix spike duplicate (MS/MSD) associated with preparation batch 480-454745.

Method(s) 3510C: Insufficient sample volume was available to perform a matrix spike/matrix spike duplicate (MS/MSD) associated with preparation batch 480-454749.

Method(s) 3510C: Insufficient sample volume was available to perform a matrix spike/matrix spike duplicate/sample duplicate (MS/MSD/DUP) associated with preparation batch 480-454860.

No additional analytical or quality issues were noted, other than those described above or in the Definitions/Glossary page.

Detection Summary

Client: LaBella Associates DPC
Project/Site: Webster CSD Willink Middle School

TestAmerica Job ID: 480-147726-1

Client Sample ID: LBA-SB2 — Lab Sample ID: 480-147726-1

Analyte	Result	Qualifier	RL	MDL	Unit	Dil Fac	D	Method	Prep Type
Methylene Chloride	7.2		4.4	2.0	ug/Kg	1	☼	8260C	Total/NA
Benzo[a]anthracene	38	J	190	19	ug/Kg	1	☼	8270D	Total/NA
Benzo[a]pyrene	43	J	190	28	ug/Kg	1	☼	8270D	Total/NA
Benzo[b]fluoranthene	61	J	190	30	ug/Kg	1	☼	8270D	Total/NA
Benzo[g,h,i]perylene	45	J	190	20	ug/Kg	1	☼	8270D	Total/NA
Benzo[k]fluoranthene	26	J	190	25	ug/Kg	1	☼	8270D	Total/NA
Chrysene	50	J	190	42	ug/Kg	1	☼	8270D	Total/NA
Fluoranthene	90	J	190	20	ug/Kg	1	☼	8270D	Total/NA
Indeno[1,2,3-cd]pyrene	38	J	190	23	ug/Kg	1	☼	8270D	Total/NA
Phenanthrene	40	J	190	28	ug/Kg	1	☼	8270D	Total/NA
Pyrene	77	J	190	22	ug/Kg	1	☼	8270D	Total/NA
4,4'-DDD	3.8		1.9	0.37	ug/Kg	1	☼	8081B	Total/NA
4,4'-DDE	16		1.9	0.40	ug/Kg	1	☼	8081B	Total/NA
4,4'-DDT	4.0		1.9	0.44	ug/Kg	1	☼	8081B	Total/NA
trans-Chlordane	1.8	J	1.9	0.60	ug/Kg	1	☼	8081B	Total/NA
Arsenic	3.0		2.2	0.45	mg/Kg	1	☼	6010C	Total/NA
Barium	31.6		0.56	0.12	mg/Kg	1	☼	6010C	Total/NA
Cadmium	0.20	J	0.22	0.034	mg/Kg	1	☼	6010C	Total/NA
Chromium	12.1		0.56	0.22	mg/Kg	1	☼	6010C	Total/NA
Lead	8.9		1.1	0.27	mg/Kg	1	☼	6010C	Total/NA
Mercury	0.029		0.021	0.0087	mg/Kg	1	☼	7471B	Total/NA

Client Sample ID: LBA-SB3 — Lab Sample ID: 480-147726-2

Analyte	Result	Qualifier	RL	MDL	Unit	Dil Fac	D	Method	Prep Type
Methylene Chloride	6.1		4.4	2.0	ug/Kg	1	☼	8260C	Total/NA
Benzo[a]anthracene	420	J	960	96	ug/Kg	5	☼	8270D	Total/NA
Benzo[a]pyrene	530	J	960	140	ug/Kg	5	☼	8270D	Total/NA
Benzo[b]fluoranthene	790	J	960	150	ug/Kg	5	☼	8270D	Total/NA
Benzo[g,h,i]perylene	560	J	960	100	ug/Kg	5	☼	8270D	Total/NA
Benzo[k]fluoranthene	360	J	960	120	ug/Kg	5	☼	8270D	Total/NA
Chrysene	570	J	960	220	ug/Kg	5	☼	8270D	Total/NA
Fluoranthene	1200		960	100	ug/Kg	5	☼	8270D	Total/NA
Indeno[1,2,3-cd]pyrene	490	J	960	120	ug/Kg	5	☼	8270D	Total/NA
Phenanthrene	520	J	960	140	ug/Kg	5	☼	8270D	Total/NA
Pyrene	930	J	960	110	ug/Kg	5	☼	8270D	Total/NA
4,4'-DDD	2.3	J	3.8	0.74	ug/Kg	2	☼	8081B	Total/NA
4,4'-DDE	13		3.8	0.80	ug/Kg	2	☼	8081B	Total/NA
4,4'-DDT	3.9		3.8	0.89	ug/Kg	2	☼	8081B	Total/NA
Arsenic	2.7		2.3	0.46	mg/Kg	1	☼	6010C	Total/NA
Barium	24.0		0.57	0.13	mg/Kg	1	☼	6010C	Total/NA
Cadmium	0.15	J	0.23	0.034	mg/Kg	1	☼	6010C	Total/NA
Chromium	9.1		0.57	0.23	mg/Kg	1	☼	6010C	Total/NA
Lead	9.8		1.1	0.27	mg/Kg	1	☼	6010C	Total/NA
Mercury	0.029		0.022	0.0089	mg/Kg	1	☼	7471B	Total/NA

Client Sample ID: LBA-SB4 — Lab Sample ID: 480-147726-3

Analyte	Result	Qualifier	RL	MDL	Unit	Dil Fac	D	Method	Prep Type
Acetone	9.8	J	21	3.6	ug/Kg	1	☼	8260C	Total/NA

This Detection Summary does not include radiochemical test results.

Detection Summary

Client: LaBella Associates DPC
Project/Site: Webster CSD Willink Middle School

TestAmerica Job ID: 480-147726-1

Client Sample ID: LBA-SB4 (Continued) — Lab Sample ID: 480-147726-3

Analyte	Result	Qualifier	RL	MDL	Unit	Dil Fac	D	Method	Prep Type
Methylene Chloride	4.7		4.3	2.0	ug/Kg	1	☼	8260C	Total/NA
Arsenic	2.1	J	2.2	0.44	mg/Kg	1	☼	6010C	Total/NA
Barium	27.1		0.55	0.12	mg/Kg	1	☼	6010C	Total/NA
Cadmium	0.21	J	0.22	0.033	mg/Kg	1	☼	6010C	Total/NA
Chromium	12.3		0.55	0.22	mg/Kg	1	☼	6010C	Total/NA
Lead	2.8		1.1	0.27	mg/Kg	1	☼	6010C	Total/NA

Client Sample ID: BLIND DUPLICATE-01 — Lab Sample ID: 480-147726-4

Analyte	Result	Qualifier	RL	MDL	Unit	Dil Fac	D	Method	Prep Type
Methylene Chloride	3.1	J	4.6	2.1	ug/Kg	1	☼	8260C	Total/NA
Anthracene	79	J	200	49	ug/Kg	1	☼	8270D	Total/NA
Benzo[a]anthracene	470		200	20	ug/Kg	1	☼	8270D	Total/NA
Benzo[a]pyrene	560		200	29	ug/Kg	1	☼	8270D	Total/NA
Benzo[b]fluoranthene	790		200	31	ug/Kg	1	☼	8270D	Total/NA
Benzo[g,h,i]perylene	620		200	21	ug/Kg	1	☼	8270D	Total/NA
Benzo[k]fluoranthene	380		200	25	ug/Kg	1	☼	8270D	Total/NA
Carbazole	60	J	200	23	ug/Kg	1	☼	8270D	Total/NA
Chrysene	620		200	44	ug/Kg	1	☼	8270D	Total/NA
Dibenz(a,h)anthracene	150	J	200	35	ug/Kg	1	☼	8270D	Total/NA
Fluoranthene	1200		200	21	ug/Kg	1	☼	8270D	Total/NA
Fluorene	26	J	200	23	ug/Kg	1	☼	8270D	Total/NA
Indeno[1,2,3-cd]pyrene	540		200	24	ug/Kg	1	☼	8270D	Total/NA
Phenanthrene	510		200	29	ug/Kg	1	☼	8270D	Total/NA
Pyrene	1000		200	23	ug/Kg	1	☼	8270D	Total/NA
4,4'-DDD	2.1		1.9	0.37	ug/Kg	1	☼	8081B	Total/NA
4,4'-DDE	13		1.9	0.40	ug/Kg	1	☼	8081B	Total/NA
4,4'-DDT	3.0		1.9	0.45	ug/Kg	1	☼	8081B	Total/NA
Endrin ketone	0.62	J	1.9	0.47	ug/Kg	1	☼	8081B	Total/NA
Arsenic	2.1	J	2.4	0.48	mg/Kg	1	☼	6010C	Total/NA
Barium	21.4		0.59	0.13	mg/Kg	1	☼	6010C	Total/NA
Cadmium	0.16	J	0.24	0.036	mg/Kg	1	☼	6010C	Total/NA
Chromium	9.7		0.59	0.24	mg/Kg	1	☼	6010C	Total/NA
Lead	7.6		1.2	0.29	mg/Kg	1	☼	6010C	Total/NA
Selenium	0.49	J	4.8	0.48	mg/Kg	1	☼	6010C	Total/NA
Mercury	0.027		0.024	0.0096	mg/Kg	1	☼	7471B	Total/NA

Client Sample ID: MW-1 — Lab Sample ID: 480-147726-5

Analyte	Result	Qualifier	RL	MDL	Unit	Dil Fac	D	Method	Prep Type
Acetone	4.9	J	10	3.0	ug/L	1		8260C	Total/NA
Caprolactam	4.1	J	5.7	2.5	ug/L	1		8270D	Total/NA
Di-n-butyl phthalate	0.41	J	5.7	0.35	ug/L	1		8270D	Total/NA
4,4'-DDT	0.016	J	0.050	0.011	ug/L	1		8081B	Total/NA
Dieldrin	0.11		0.050	0.0098	ug/L	1		8081B	Total/NA
Perfluorobutanoic acid (PFBA)	62		1.8	0.88	ng/L	1		537 (modified)	Total/NA
Perfluoropentanoic acid (PFPeA)	0.90	J	1.8	0.55	ng/L	1		537 (modified)	Total/NA
Perfluorohexanoic acid (PFHxA)	2.1		1.8	0.67	ng/L	1		537 (modified)	Total/NA
Perfluoroheptanoic acid (PFHpA)	1.0	J	1.8	0.80	ng/L	1		537 (modified)	Total/NA
Perfluorooctanoic acid (PFOA)	5.0		1.8	0.55	ng/L	1		537 (modified)	Total/NA

This Detection Summary does not include radiochemical test results.

Detection Summary

Client: LaBella Associates DPC
Project/Site: Webster CSD Willink Middle School

TestAmerica Job ID: 480-147726-1

Client Sample ID: MW-1 (Continued) — Lab Sample ID: 480-147726-5

Analyte	Result	Qualifier	RL	MDL	Unit	Dil Fac	D	Method	Prep Type
Perfluorononanoic acid (PFNA)	0.99	J	1.8	0.24	ng/L	1		537 (modified)	Total/NA
Perfluorodecanoic acid (PFDA)	0.96	J	1.8	0.67	ng/L	1		537 (modified)	Total/NA
Perfluorobutanesulfonic acid (PFBS)	8.6		1.8	0.43	ng/L	1		537 (modified)	Total/NA
Perfluorooctanesulfonic acid (PFOS)	16		1.8	0.53	ng/L	1		537 (modified)	Total/NA
Barium	0.12	B	0.0020	0.00070	mg/L	1		6010C	Dissolved
Cadmium	0.00052	J	0.0020	0.00050	mg/L	1		6010C	Dissolved

Client Sample ID: ERB-01 — Lab Sample ID: 480-147726-6

No Detections.

Client Sample ID: FIELD BLANK-01 — Lab Sample ID: 480-147726-7

No Detections.

Client Sample ID: BLIND DUPLICATE-02 — Lab Sample ID: 480-147726-8

Analyte	Result	Qualifier	RL	MDL	Unit	Dil Fac	D	Method	Prep Type
Di-n-butyl phthalate	0.48	J	5.2	0.32	ug/L	1		8270D	Total/NA
Dieldrin	0.13		0.050	0.0098	ug/L	1		8081B	Total/NA
Perfluorobutanoic acid (PFBA)	62		1.7	0.85	ng/L	1		537 (modified)	Total/NA
Perfluoropentanoic acid (PFPeA)	2.1		1.7	0.53	ng/L	1		537 (modified)	Total/NA
Perfluorohexanoic acid (PFHxA)	1.5	J	1.7	0.64	ng/L	1		537 (modified)	Total/NA
Perfluoroheptanoic acid (PFHpA)	0.80	J	1.7	0.77	ng/L	1		537 (modified)	Total/NA
Perfluorooctanoic acid (PFOA)	4.1		1.7	0.53	ng/L	1		537 (modified)	Total/NA
Perfluorononanoic acid (PFNA)	1.2	J I	1.7	0.23	ng/L	1		537 (modified)	Total/NA
Perfluorobutanesulfonic acid (PFBS)	9.4		1.7	0.42	ng/L	1		537 (modified)	Total/NA
Perfluorooctanesulfonic acid (PFOS)	11		1.7	0.52	ng/L	1		537 (modified)	Total/NA
Arsenic	0.078		0.015	0.0056	mg/L	1		6010C	Total/NA
Barium	0.89		0.0020	0.00070	mg/L	1		6010C	Total/NA
Cadmium	0.0013	J	0.0020	0.00050	mg/L	1		6010C	Total/NA
Chromium	0.17		0.0040	0.0010	mg/L	1		6010C	Total/NA
Lead	0.055		0.010	0.0030	mg/L	1		6010C	Total/NA
Mercury	0.00020		0.00020	0.00012	mg/L	1		7470A	Total/NA

This Detection Summary does not include radiochemical test results.

Client Sample Results

Client: LaBella Associates DPC
Project/Site: Webster CSD Willink Middle School

TestAmerica Job ID: 480-147726-1

Client Sample ID: LBA-SB2

Date Collected: 01/07/19 13:30
Date Received: 01/10/19 10:30

Lab Sample ID: 480-147726-1

Matrix: Solid
Percent Solids: 87.5

Method: 8260C - Volatile Organic Compounds by GC/MS

Analyte	Result	Qualifier	RL	MDL	Unit	D	Prepared	Analyzed	Dil Fac
1,1,1-Trichloroethane	ND		4.4	0.32	ug/Kg	☼	01/08/19 21:30	01/16/19 13:36	1
1,1,2,2-Tetrachloroethane	ND		4.4	0.71	ug/Kg	☼	01/08/19 21:30	01/16/19 13:36	1
1,1,2-Trichloroethane	ND		4.4	0.57	ug/Kg	☼	01/08/19 21:30	01/16/19 13:36	1
1,1,2-Trichloro-1,2,2-trifluoroethane	ND		4.4	1.0	ug/Kg	☼	01/08/19 21:30	01/16/19 13:36	1
1,1-Dichloroethane	ND		4.4	0.54	ug/Kg	☼	01/08/19 21:30	01/16/19 13:36	1
1,1-Dichloroethene	ND		4.4	0.54	ug/Kg	☼	01/08/19 21:30	01/16/19 13:36	1
1,2,4-Trichlorobenzene	ND		4.4	0.27	ug/Kg	☼	01/08/19 21:30	01/16/19 13:36	1
1,2-Dibromo-3-Chloropropane	ND		4.4	2.2	ug/Kg	☼	01/08/19 21:30	01/16/19 13:36	1
1,2-Dichlorobenzene	ND		4.4	0.34	ug/Kg	☼	01/08/19 21:30	01/16/19 13:36	1
1,2-Dichloroethane	ND		4.4	0.22	ug/Kg	☼	01/08/19 21:30	01/16/19 13:36	1
1,2-Dichloropropane	ND		4.4	2.2	ug/Kg	☼	01/08/19 21:30	01/16/19 13:36	1
1,3-Dichlorobenzene	ND		4.4	0.23	ug/Kg	☼	01/08/19 21:30	01/16/19 13:36	1
1,4-Dichlorobenzene	ND		4.4	0.61	ug/Kg	☼	01/08/19 21:30	01/16/19 13:36	1
2-Butanone (MEK)	ND		22	1.6	ug/Kg	☼	01/08/19 21:30	01/16/19 13:36	1
2-Hexanone	ND		22	2.2	ug/Kg	☼	01/08/19 21:30	01/16/19 13:36	1
4-Methyl-2-pentanone (MIBK)	ND		22	1.4	ug/Kg	☼	01/08/19 21:30	01/16/19 13:36	1
Acetone	ND		22	3.7	ug/Kg	☼	01/08/19 21:30	01/16/19 13:36	1
Benzene	ND		4.4	0.22	ug/Kg	☼	01/08/19 21:30	01/16/19 13:36	1
Bromodichloromethane	ND		4.4	0.59	ug/Kg	☼	01/08/19 21:30	01/16/19 13:36	1
Bromoform	ND		4.4	2.2	ug/Kg	☼	01/08/19 21:30	01/16/19 13:36	1
Bromomethane	ND		4.4	0.39	ug/Kg	☼	01/08/19 21:30	01/16/19 13:36	1
Carbon disulfide	ND		4.4	2.2	ug/Kg	☼	01/08/19 21:30	01/16/19 13:36	1
Carbon tetrachloride	ND		4.4	0.42	ug/Kg	☼	01/08/19 21:30	01/16/19 13:36	1
Chlorobenzene	ND		4.4	0.58	ug/Kg	☼	01/08/19 21:30	01/16/19 13:36	1
Dibromochloromethane	ND		4.4	0.56	ug/Kg	☼	01/08/19 21:30	01/16/19 13:36	1
Chloroethane	ND		4.4	0.99	ug/Kg	☼	01/08/19 21:30	01/16/19 13:36	1
Chloroform	ND		4.4	0.27	ug/Kg	☼	01/08/19 21:30	01/16/19 13:36	1
Chloromethane	ND		4.4	0.27	ug/Kg	☼	01/08/19 21:30	01/16/19 13:36	1
cis-1,2-Dichloroethene	ND		4.4	0.56	ug/Kg	☼	01/08/19 21:30	01/16/19 13:36	1
cis-1,3-Dichloropropene	ND		4.4	0.63	ug/Kg	☼	01/08/19 21:30	01/16/19 13:36	1
Cyclohexane	ND		4.4	0.61	ug/Kg	☼	01/08/19 21:30	01/16/19 13:36	1
Dichlorodifluoromethane	ND		4.4	0.36	ug/Kg	☼	01/08/19 21:30	01/16/19 13:36	1
Ethylbenzene	ND		4.4	0.30	ug/Kg	☼	01/08/19 21:30	01/16/19 13:36	1
1,2-Dibromoethane	ND		4.4	0.56	ug/Kg	☼	01/08/19 21:30	01/16/19 13:36	1
Isopropylbenzene	ND		4.4	0.66	ug/Kg	☼	01/08/19 21:30	01/16/19 13:36	1
Methyl acetate	ND		22	2.7	ug/Kg	☼	01/08/19 21:30	01/16/19 13:36	1
Methyl tert-butyl ether	ND		4.4	0.43	ug/Kg	☼	01/08/19 21:30	01/16/19 13:36	1
Methylcyclohexane	ND		4.4	0.67	ug/Kg	☼	01/08/19 21:30	01/16/19 13:36	1
Methylene Chloride	**7.2**		4.4	2.0	ug/Kg	☼	01/08/19 21:30	01/16/19 13:36	1
Styrene	ND		4.4	0.22	ug/Kg	☼	01/08/19 21:30	01/16/19 13:36	1
Tetrachloroethene	ND		4.4	0.59	ug/Kg	☼	01/08/19 21:30	01/16/19 13:36	1
Toluene	ND		4.4	0.33	ug/Kg	☼	01/08/19 21:30	01/16/19 13:36	1
trans-1,2-Dichloroethene	ND		4.4	0.45	ug/Kg	☼	01/08/19 21:30	01/16/19 13:36	1
trans-1,3-Dichloropropene	ND		4.4	1.9	ug/Kg	☼	01/08/19 21:30	01/16/19 13:36	1
Trichloroethene	ND		4.4	0.97	ug/Kg	☼	01/08/19 21:30	01/16/19 13:36	1
Trichlorofluoromethane	ND		4.4	0.42	ug/Kg	☼	01/08/19 21:30	01/16/19 13:36	1
Vinyl chloride	ND		4.4	0.54	ug/Kg	☼	01/08/19 21:30	01/16/19 13:36	1
Xylenes, Total	ND		8.8	0.74	ug/Kg	☼	01/08/19 21:30	01/16/19 13:36	1

Client Sample Results

Client: LaBella Associates DPC
Project/Site: Webster CSD Willink Middle School

TestAmerica Job ID: 480-147726-1

Client Sample ID: LBA-SB2

Date Collected: 01/07/19 13:30
Date Received: 01/10/19 10:30

Lab Sample ID: 480-147726-1

Matrix: Solid
Percent Solids: 87.5

Surrogate	%Recovery	Qualifier	Limits	Prepared	Analyzed	Dil Fac
Toluene-d8 (Surr)	103		71 - 125	01/08/19 21:30	01/16/19 13:36	1
1,2-Dichloroethane-d4 (Surr)	104		64 - 126	01/08/19 21:30	01/16/19 13:36	1
4-Bromofluorobenzene (Surr)	94		72 - 126	01/08/19 21:30	01/16/19 13:36	1
Dibromofluoromethane (Surr)	101		60 - 140	01/08/19 21:30	01/16/19 13:36	1

Method: 8270D - Semivolatile Organic Compounds (GC/MS)

Analyte	Result	Qualifier	RL	MDL	Unit	D	Prepared	Analyzed	Dil Fac
Biphenyl	ND		190	28	ug/Kg	☼	01/11/19 14:15	01/15/19 18:45	1
bis (2-chloroisopropyl) ether	ND		190	38	ug/Kg	☼	01/11/19 14:15	01/15/19 18:45	1
2,4,5-Trichlorophenol	ND		190	51	ug/Kg	☼	01/11/19 14:15	01/15/19 18:45	1
2,4,6-Trichlorophenol	ND		190	38	ug/Kg	☼	01/11/19 14:15	01/15/19 18:45	1
2,4-Dichlorophenol	ND		190	20	ug/Kg	☼	01/11/19 14:15	01/15/19 18:45	1
2,4-Dimethylphenol	ND		190	46	ug/Kg	☼	01/11/19 14:15	01/15/19 18:45	1
2,4-Dinitrophenol	ND		1800	870	ug/Kg	☼	01/11/19 14:15	01/15/19 18:45	1
2,4-Dinitrotoluene	ND		190	39	ug/Kg	☼	01/11/19 14:15	01/15/19 18:45	1
2,6-Dinitrotoluene	ND		190	22	ug/Kg	☼	01/11/19 14:15	01/15/19 18:45	1
2-Chloronaphthalene	ND		190	31	ug/Kg	☼	01/11/19 14:15	01/15/19 18:45	1
2-Chlorophenol	ND		190	35	ug/Kg	☼	01/11/19 14:15	01/15/19 18:45	1
2-Methylphenol	ND		190	22	ug/Kg	☼	01/11/19 14:15	01/15/19 18:45	1
2-Methylnaphthalene	ND		190	38	ug/Kg	☼	01/11/19 14:15	01/15/19 18:45	1
2-Nitroaniline	ND		370	28	ug/Kg	☼	01/11/19 14:15	01/15/19 18:45	1
2-Nitrophenol	ND		190	53	ug/Kg	☼	01/11/19 14:15	01/15/19 18:45	1
3,3'-Dichlorobenzidine	ND		370	220	ug/Kg	☼	01/11/19 14:15	01/15/19 18:45	1
3-Nitroaniline	ND		370	52	ug/Kg	☼	01/11/19 14:15	01/15/19 18:45	1
4,6-Dinitro-2-methylphenol	ND		370	190	ug/Kg	☼	01/11/19 14:15	01/15/19 18:45	1
4-Bromophenyl phenyl ether	ND		190	27	ug/Kg	☼	01/11/19 14:15	01/15/19 18:45	1
4-Chloro-3-methylphenol	ND		190	47	ug/Kg	☼	01/11/19 14:15	01/15/19 18:45	1
4-Chloroaniline	ND		190	47	ug/Kg	☼	01/11/19 14:15	01/15/19 18:45	1
4-Chlorophenyl phenyl ether	ND		190	23	ug/Kg	☼	01/11/19 14:15	01/15/19 18:45	1
4-Methylphenol	ND		370	22	ug/Kg	☼	01/11/19 14:15	01/15/19 18:45	1
4-Nitroaniline	ND		370	99	ug/Kg	☼	01/11/19 14:15	01/15/19 18:45	1
4-Nitrophenol	ND		370	130	ug/Kg	☼	01/11/19 14:15	01/15/19 18:45	1
Acenaphthene	ND		190	28	ug/Kg	☼	01/11/19 14:15	01/15/19 18:45	1
Acenaphthylene	ND		190	25	ug/Kg	☼	01/11/19 14:15	01/15/19 18:45	1
Acetophenone	ND		190	26	ug/Kg	☼	01/11/19 14:15	01/15/19 18:45	1
Anthracene	ND		190	47	ug/Kg	☼	01/11/19 14:15	01/15/19 18:45	1
Atrazine	ND		190	66	ug/Kg	☼	01/11/19 14:15	01/15/19 18:45	1
Benzaldehyde	ND		190	150	ug/Kg	☼	01/11/19 14:15	01/15/19 18:45	1
Benzo[a]anthracene	**38**	**J**	190	19	ug/Kg	☼	01/11/19 14:15	01/15/19 18:45	1
Benzo[a]pyrene	**43**	**J**	190	28	ug/Kg	☼	01/11/19 14:15	01/15/19 18:45	1
Benzo[b]fluoranthene	**61**	**J**	190	30	ug/Kg	☼	01/11/19 14:15	01/15/19 18:45	1
Benzo[g,h,i]perylene	**45**	**J**	190	20	ug/Kg	☼	01/11/19 14:15	01/15/19 18:45	1
Benzo[k]fluoranthene	**26**	**J**	190	25	ug/Kg	☼	01/11/19 14:15	01/15/19 18:45	1
Bis(2-chloroethoxy)methane	ND		190	40	ug/Kg	☼	01/11/19 14:15	01/15/19 18:45	1
Bis(2-chloroethyl)ether	ND		190	25	ug/Kg	☼	01/11/19 14:15	01/15/19 18:45	1
Bis(2-ethylhexyl) phthalate	ND		190	65	ug/Kg	☼	01/11/19 14:15	01/15/19 18:45	1
Butyl benzyl phthalate	ND		190	31	ug/Kg	☼	01/11/19 14:15	01/15/19 18:45	1
Caprolactam	ND		190	57	ug/Kg	☼	01/11/19 14:15	01/15/19 18:45	1
Carbazole	ND		190	22	ug/Kg	☼	01/11/19 14:15	01/15/19 18:45	1
Chrysene	**50**	**J**	190	42	ug/Kg	☼	01/11/19 14:15	01/15/19 18:45	1

Client Sample Results

Client: LaBella Associates DPC
Project/Site: Webster CSD Willink Middle School

TestAmerica Job ID: 480-147726-1

Client Sample ID: LBA-SB2

Date Collected: 01/07/19 13:30
Date Received: 01/10/19 10:30

Lab Sample ID: 480-147726-1

Matrix: Solid
Percent Solids: 87.5

Method: 8270D - Semivolatile Organic Compounds (GC/MS) (Continued)

Analyte	Result	Qualifier	RL	MDL	Unit	D	Prepared	Analyzed	Dil Fac
Dibenz(a,h)anthracene	ND		190	33	ug/Kg	☼	01/11/19 14:15	01/15/19 18:45	1
Di-n-butyl phthalate	ND		190	32	ug/Kg	☼	01/11/19 14:15	01/15/19 18:45	1
Di-n-octyl phthalate	ND		190	22	ug/Kg	☼	01/11/19 14:15	01/15/19 18:45	1
Dibenzofuran	ND		190	22	ug/Kg	☼	01/11/19 14:15	01/15/19 18:45	1
Diethyl phthalate	ND		190	25	ug/Kg	☼	01/11/19 14:15	01/15/19 18:45	1
Dimethyl phthalate	ND		190	22	ug/Kg	☼	01/11/19 14:15	01/15/19 18:45	1
Fluoranthene	**90**	**J**	190	20	ug/Kg	☼	01/11/19 14:15	01/15/19 18:45	1
Fluorene	ND		190	22	ug/Kg	☼	01/11/19 14:15	01/15/19 18:45	1
Hexachlorobenzene	ND		190	26	ug/Kg	☼	01/11/19 14:15	01/15/19 18:45	1
Hexachlorobutadiene	ND		190	28	ug/Kg	☼	01/11/19 14:15	01/15/19 18:45	1
Hexachlorocyclopentadiene	ND		190	26	ug/Kg	☼	01/11/19 14:15	01/15/19 18:45	1
Hexachloroethane	ND		190	25	ug/Kg	☼	01/11/19 14:15	01/15/19 18:45	1
Indeno[1,2,3-cd]pyrene	**38**	**J**	190	23	ug/Kg	☼	01/11/19 14:15	01/15/19 18:45	1
Isophorone	ND		190	40	ug/Kg	☼	01/11/19 14:15	01/15/19 18:45	1
N-Nitrosodi-n-propylamine	ND		190	32	ug/Kg	☼	01/11/19 14:15	01/15/19 18:45	1
N-Nitrosodiphenylamine	ND		190	150	ug/Kg	☼	01/11/19 14:15	01/15/19 18:45	1
Naphthalene	ND		190	25	ug/Kg	☼	01/11/19 14:15	01/15/19 18:45	1
Nitrobenzene	ND		190	21	ug/Kg	☼	01/11/19 14:15	01/15/19 18:45	1
Pentachlorophenol	ND		370	190	ug/Kg	☼	01/11/19 14:15	01/15/19 18:45	1
Phenanthrene	**40**	**J**	190	28	ug/Kg	☼	01/11/19 14:15	01/15/19 18:45	1
Phenol	ND		190	29	ug/Kg	☼	01/11/19 14:15	01/15/19 18:45	1
Pyrene	**77**	**J**	190	22	ug/Kg	☼	01/11/19 14:15	01/15/19 18:45	1

Surrogate	*%Recovery*	*Qualifier*	*Limits*	*Prepared*	*Analyzed*	*Dil Fac*
Nitrobenzene-d5 (Surr)	*83*		*53 - 120*	*01/11/19 14:15*	*01/15/19 18:45*	*1*
Phenol-d5 (Surr)	*81*		*54 - 120*	*01/11/19 14:15*	*01/15/19 18:45*	*1*
p-Terphenyl-d14 (Surr)	*109*		*65 - 121*	*01/11/19 14:15*	*01/15/19 18:45*	*1*
2,4,6-Tribromophenol (Surr)	*107*		*54 - 120*	*01/11/19 14:15*	*01/15/19 18:45*	*1*
2-Fluorobiphenyl	*93*		*60 - 120*	*01/11/19 14:15*	*01/15/19 18:45*	*1*
2-Fluorophenol (Surr)	*76*		*52 - 120*	*01/11/19 14:15*	*01/15/19 18:45*	*1*

Method: 8081B - Organochlorine Pesticides (GC)

Analyte	Result	Qualifier	RL	MDL	Unit	D	Prepared	Analyzed	Dil Fac
4,4'-DDD	**3.8**		1.9	0.37	ug/Kg	☼	01/11/19 14:24	01/14/19 14:57	1
4,4'-DDE	**16**		1.9	0.40	ug/Kg	☼	01/11/19 14:24	01/14/19 14:57	1
4,4'-DDT	**4.0**		1.9	0.44	ug/Kg	☼	01/11/19 14:24	01/14/19 14:57	1
Aldrin	ND		1.9	0.47	ug/Kg	☼	01/11/19 14:24	01/14/19 14:57	1
alpha-BHC	ND		1.9	0.34	ug/Kg	☼	01/11/19 14:24	01/14/19 14:57	1
cis-Chlordane	ND		1.9	0.95	ug/Kg	☼	01/11/19 14:24	01/14/19 14:57	1
beta-BHC	ND		1.9	0.34	ug/Kg	☼	01/11/19 14:24	01/14/19 14:57	1
delta-BHC	ND		1.9	0.35	ug/Kg	☼	01/11/19 14:24	01/14/19 14:57	1
Dieldrin	ND		1.9	0.46	ug/Kg	☼	01/11/19 14:24	01/14/19 14:57	1
Endosulfan I	ND		1.9	0.37	ug/Kg	☼	01/11/19 14:24	01/14/19 14:57	1
Endosulfan II	ND		1.9	0.34	ug/Kg	☼	01/11/19 14:24	01/14/19 14:57	1
Endosulfan sulfate	ND	*	1.9	0.35	ug/Kg	☼	01/11/19 14:24	01/14/19 14:57	1
Endrin	ND		1.9	0.38	ug/Kg	☼	01/11/19 14:24	01/14/19 14:57	1
Endrin aldehyde	ND		1.9	0.49	ug/Kg	☼	01/11/19 14:24	01/14/19 14:57	1
Endrin ketone	ND		1.9	0.47	ug/Kg	☼	01/11/19 14:24	01/14/19 14:57	1
gamma-BHC (Lindane)	ND		1.9	0.35	ug/Kg	☼	01/11/19 14:24	01/14/19 14:57	1
trans-Chlordane	**1.8**	**J**	1.9	0.60	ug/Kg	☼	01/11/19 14:24	01/14/19 14:57	1

Client Sample Results

Client: LaBella Associates DPC
Project/Site: Webster CSD Willink Middle School

TestAmerica Job ID: 480-147726-1

Client Sample ID: LBA-SB2

Date Collected: 01/07/19 13:30
Date Received: 01/10/19 10:30

Lab Sample ID: 480-147726-1

Matrix: Solid
Percent Solids: 87.5

Method: 8081B - Organochlorine Pesticides (GC) (Continued)

Analyte	Result	Qualifier	RL	MDL	Unit	D	Prepared	Analyzed	Dil Fac
Heptachlor	ND		1.9	0.41	ug/Kg	☼	01/11/19 14:24	01/14/19 14:57	1
Heptachlor epoxide	ND		1.9	0.49	ug/Kg	☼	01/11/19 14:24	01/14/19 14:57	1
Methoxychlor	ND		1.9	0.39	ug/Kg	☼	01/11/19 14:24	01/14/19 14:57	1
Toxaphene	ND		19	11	ug/Kg	☼	01/11/19 14:24	01/14/19 14:57	1

Surrogate	*%Recovery*	*Qualifier*	*Limits*	*Prepared*	*Analyzed*	*Dil Fac*
DCB Decachlorobiphenyl	*89*		*45 - 120*	*01/11/19 14:24*	*01/14/19 14:57*	*1*
DCB Decachlorobiphenyl	*137*	*X*	*45 - 120*	*01/11/19 14:24*	*01/14/19 14:57*	*1*
Tetrachloro-m-xylene	*72*		*30 - 124*	*01/11/19 14:24*	*01/14/19 14:57*	*1*
Tetrachloro-m-xylene	*54*		*30 - 124*	*01/11/19 14:24*	*01/14/19 14:57*	*1*

Method: 8082A - Polychlorinated Biphenyls (PCBs) by Gas Chromatography

Analyte	Result	Qualifier	RL	MDL	Unit	D	Prepared	Analyzed	Dil Fac
PCB-1016	ND		0.27	0.053	mg/Kg	☼	01/14/19 07:37	01/17/19 15:17	1
PCB-1221	ND		0.27	0.053	mg/Kg	☼	01/14/19 07:37	01/17/19 15:17	1
PCB-1232	ND		0.27	0.053	mg/Kg	☼	01/14/19 07:37	01/17/19 15:17	1
PCB-1242	ND		0.27	0.053	mg/Kg	☼	01/14/19 07:37	01/17/19 15:17	1
PCB-1248	ND		0.27	0.053	mg/Kg	☼	01/14/19 07:37	01/17/19 15:17	1
PCB-1254	ND		0.27	0.13	mg/Kg	☼	01/14/19 07:37	01/17/19 15:17	1
PCB-1260	ND		0.27	0.13	mg/Kg	☼	01/14/19 07:37	01/17/19 15:17	1

Surrogate	*%Recovery*	*Qualifier*	*Limits*	*Prepared*	*Analyzed*	*Dil Fac*
Tetrachloro-m-xylene	*87*		*60 - 154*	*01/14/19 07:37*	*01/17/19 15:17*	*1*
Tetrachloro-m-xylene	*73*		*60 - 154*	*01/14/19 07:37*	*01/17/19 15:17*	*1*
DCB Decachlorobiphenyl	*69*		*65 - 174*	*01/14/19 07:37*	*01/17/19 15:17*	*1*
DCB Decachlorobiphenyl	*69*		*65 - 174*	*01/14/19 07:37*	*01/17/19 15:17*	*1*

Method: 6010C - Metals (ICP)

Analyte	Result	Qualifier	RL	MDL	Unit	D	Prepared	Analyzed	Dil Fac
Arsenic	**3.0**		2.2	0.45	mg/Kg	☼	01/12/19 10:29	01/14/19 11:56	1
Barium	**31.6**		0.56	0.12	mg/Kg	☼	01/12/19 10:29	01/14/19 11:56	1
Cadmium	**0.20**	**J**	0.22	0.034	mg/Kg	☼	01/12/19 10:29	01/14/19 11:56	1
Chromium	**12.1**		0.56	0.22	mg/Kg	☼	01/12/19 10:29	01/14/19 11:56	1
Lead	**8.9**		1.1	0.27	mg/Kg	☼	01/12/19 10:29	01/14/19 11:56	1
Selenium	ND		4.5	0.45	mg/Kg	☼	01/12/19 10:29	01/14/19 11:56	1
Silver	ND		0.67	0.22	mg/Kg	☼	01/12/19 10:29	01/14/19 11:56	1

Method: 7471B - Mercury (CVAA)

Analyte	Result	Qualifier	RL	MDL	Unit	D	Prepared	Analyzed	Dil Fac
Mercury	**0.029**		0.021	0.0087	mg/Kg	☼	01/15/19 15:00	01/15/19 15:49	1

General Chemistry

Analyte	Result	Qualifier	RL	MDL	Unit	D	Prepared	Analyzed	Dil Fac
Cyanide, Total	ND		1.1	0.52	mg/Kg	☼	01/15/19 10:38	01/15/19 12:28	1

Client Sample Results

Client: LaBella Associates DPC
Project/Site: Webster CSD Willink Middle School

TestAmerica Job ID: 480-147726-1

Client Sample ID: LBA-SB3

Date Collected: 01/07/19 11:15
Date Received: 01/10/19 10:30

Lab Sample ID: 480-147726-2

Matrix: Solid
Percent Solids: 87.9

Method: 8260C - Volatile Organic Compounds by GC/MS

Analyte	Result	Qualifier	RL	MDL	Unit	D	Prepared	Analyzed	Dil Fac
1,1,1-Trichloroethane	ND		4.4	0.32	ug/Kg	☼	01/08/19 21:30	01/16/19 14:02	1
1,1,2,2-Tetrachloroethane	ND		4.4	0.72	ug/Kg	☼	01/08/19 21:30	01/16/19 14:02	1
1,1,2-Trichloroethane	ND		4.4	0.58	ug/Kg	☼	01/08/19 21:30	01/16/19 14:02	1
1,1,2-Trichloro-1,2,2-trifluoroethane	ND		4.4	1.0	ug/Kg	☼	01/08/19 21:30	01/16/19 14:02	1
1,1-Dichloroethane	ND		4.4	0.54	ug/Kg	☼	01/08/19 21:30	01/16/19 14:02	1
1,1-Dichloroethene	ND		4.4	0.54	ug/Kg	☼	01/08/19 21:30	01/16/19 14:02	1
1,2,4-Trichlorobenzene	ND		4.4	0.27	ug/Kg	☼	01/08/19 21:30	01/16/19 14:02	1
1,2-Dibromo-3-Chloropropane	ND		4.4	2.2	ug/Kg	☼	01/08/19 21:30	01/16/19 14:02	1
1,2-Dichlorobenzene	ND		4.4	0.35	ug/Kg	☼	01/08/19 21:30	01/16/19 14:02	1
1,2-Dichloroethane	ND		4.4	0.22	ug/Kg	☼	01/08/19 21:30	01/16/19 14:02	1
1,2-Dichloropropane	ND		4.4	2.2	ug/Kg	☼	01/08/19 21:30	01/16/19 14:02	1
1,3-Dichlorobenzene	ND		4.4	0.23	ug/Kg	☼	01/08/19 21:30	01/16/19 14:02	1
1,4-Dichlorobenzene	ND		4.4	0.62	ug/Kg	☼	01/08/19 21:30	01/16/19 14:02	1
2-Butanone (MEK)	ND		22	1.6	ug/Kg	☼	01/08/19 21:30	01/16/19 14:02	1
2-Hexanone	ND		22	2.2	ug/Kg	☼	01/08/19 21:30	01/16/19 14:02	1
4-Methyl-2-pentanone (MIBK)	ND		22	1.5	ug/Kg	☼	01/08/19 21:30	01/16/19 14:02	1
Acetone	ND		22	3.7	ug/Kg	☼	01/08/19 21:30	01/16/19 14:02	1
Benzene	ND		4.4	0.22	ug/Kg	☼	01/08/19 21:30	01/16/19 14:02	1
Bromodichloromethane	ND		4.4	0.59	ug/Kg	☼	01/08/19 21:30	01/16/19 14:02	1
Bromoform	ND		4.4	2.2	ug/Kg	☼	01/08/19 21:30	01/16/19 14:02	1
Bromomethane	ND		4.4	0.40	ug/Kg	☼	01/08/19 21:30	01/16/19 14:02	1
Carbon disulfide	ND		4.4	2.2	ug/Kg	☼	01/08/19 21:30	01/16/19 14:02	1
Carbon tetrachloride	ND		4.4	0.43	ug/Kg	☼	01/08/19 21:30	01/16/19 14:02	1
Chlorobenzene	ND		4.4	0.59	ug/Kg	☼	01/08/19 21:30	01/16/19 14:02	1
Dibromochloromethane	ND		4.4	0.57	ug/Kg	☼	01/08/19 21:30	01/16/19 14:02	1
Chloroethane	ND		4.4	1.0	ug/Kg	☼	01/08/19 21:30	01/16/19 14:02	1
Chloroform	ND		4.4	0.27	ug/Kg	☼	01/08/19 21:30	01/16/19 14:02	1
Chloromethane	ND		4.4	0.27	ug/Kg	☼	01/08/19 21:30	01/16/19 14:02	1
cis-1,2-Dichloroethene	ND		4.4	0.57	ug/Kg	☼	01/08/19 21:30	01/16/19 14:02	1
cis-1,3-Dichloropropene	ND		4.4	0.64	ug/Kg	☼	01/08/19 21:30	01/16/19 14:02	1
Cyclohexane	ND		4.4	0.62	ug/Kg	☼	01/08/19 21:30	01/16/19 14:02	1
Dichlorodifluoromethane	ND		4.4	0.37	ug/Kg	☼	01/08/19 21:30	01/16/19 14:02	1
Ethylbenzene	ND		4.4	0.31	ug/Kg	☼	01/08/19 21:30	01/16/19 14:02	1
1,2-Dibromoethane	ND		4.4	0.57	ug/Kg	☼	01/08/19 21:30	01/16/19 14:02	1
Isopropylbenzene	ND		4.4	0.67	ug/Kg	☼	01/08/19 21:30	01/16/19 14:02	1
Methyl acetate	ND		22	2.7	ug/Kg	☼	01/08/19 21:30	01/16/19 14:02	1
Methyl tert-butyl ether	ND		4.4	0.44	ug/Kg	☼	01/08/19 21:30	01/16/19 14:02	1
Methylcyclohexane	ND		4.4	0.67	ug/Kg	☼	01/08/19 21:30	01/16/19 14:02	1
Methylene Chloride	**6.1**		4.4	2.0	ug/Kg	☼	01/08/19 21:30	01/16/19 14:02	1
Styrene	ND		4.4	0.22	ug/Kg	☼	01/08/19 21:30	01/16/19 14:02	1
Tetrachloroethene	ND		4.4	0.60	ug/Kg	☼	01/08/19 21:30	01/16/19 14:02	1
Toluene	ND		4.4	0.34	ug/Kg	☼	01/08/19 21:30	01/16/19 14:02	1
trans-1,2-Dichloroethene	ND		4.4	0.46	ug/Kg	☼	01/08/19 21:30	01/16/19 14:02	1
trans-1,3-Dichloropropene	ND		4.4	2.0	ug/Kg	☼	01/08/19 21:30	01/16/19 14:02	1
Trichloroethene	ND		4.4	0.98	ug/Kg	☼	01/08/19 21:30	01/16/19 14:02	1
Trichlorofluoromethane	ND		4.4	0.42	ug/Kg	☼	01/08/19 21:30	01/16/19 14:02	1
Vinyl chloride	ND		4.4	0.54	ug/Kg	☼	01/08/19 21:30	01/16/19 14:02	1
Xylenes, Total	ND		8.9	0.75	ug/Kg	☼	01/08/19 21:30	01/16/19 14:02	1

Client Sample Results

Client: LaBella Associates DPC
Project/Site: Webster CSD Willink Middle School

TestAmerica Job ID: 480-147726-1

Client Sample ID: LBA-SB3

Date Collected: 01/07/19 11:15
Date Received: 01/10/19 10:30

Lab Sample ID: 480-147726-2

Matrix: Solid
Percent Solids: 87.9

Surrogate	%Recovery	Qualifier	Limits	Prepared	Analyzed	Dil Fac
Toluene-d8 (Surr)	103		71 - 125	01/08/19 21:30	01/16/19 14:02	1
1,2-Dichloroethane-d4 (Surr)	106		64 - 126	01/08/19 21:30	01/16/19 14:02	1
4-Bromofluorobenzene (Surr)	92		72 - 126	01/08/19 21:30	01/16/19 14:02	1
Dibromofluoromethane (Surr)	102		60 - 140	01/08/19 21:30	01/16/19 14:02	1

Method: 8270D - Semivolatile Organic Compounds (GC/MS)

Analyte	Result	Qualifier	RL	MDL	Unit	D	Prepared	Analyzed	Dil Fac
Biphenyl	ND		960	140	ug/Kg	☼	01/11/19 14:15	01/15/19 19:10	5
bis (2-chloroisopropyl) ether	ND		960	190	ug/Kg	☼	01/11/19 14:15	01/15/19 19:10	5
2,4,5-Trichlorophenol	ND		960	260	ug/Kg	☼	01/11/19 14:15	01/15/19 19:10	5
2,4,6-Trichlorophenol	ND		960	190	ug/Kg	☼	01/11/19 14:15	01/15/19 19:10	5
2,4-Dichlorophenol	ND		960	100	ug/Kg	☼	01/11/19 14:15	01/15/19 19:10	5
2,4-Dimethylphenol	ND		960	230	ug/Kg	☼	01/11/19 14:15	01/15/19 19:10	5
2,4-Dinitrophenol	ND		9400	4400	ug/Kg	☼	01/11/19 14:15	01/15/19 19:10	5
2,4-Dinitrotoluene	ND		960	200	ug/Kg	☼	01/11/19 14:15	01/15/19 19:10	5
2,6-Dinitrotoluene	ND		960	110	ug/Kg	☼	01/11/19 14:15	01/15/19 19:10	5
2-Chloronaphthalene	ND		960	160	ug/Kg	☼	01/11/19 14:15	01/15/19 19:10	5
2-Chlorophenol	ND		960	180	ug/Kg	☼	01/11/19 14:15	01/15/19 19:10	5
2-Methylphenol	ND		960	110	ug/Kg	☼	01/11/19 14:15	01/15/19 19:10	5
2-Methylnaphthalene	ND		960	190	ug/Kg	☼	01/11/19 14:15	01/15/19 19:10	5
2-Nitroaniline	ND		1900	140	ug/Kg	☼	01/11/19 14:15	01/15/19 19:10	5
2-Nitrophenol	ND		960	270	ug/Kg	☼	01/11/19 14:15	01/15/19 19:10	5
3,3'-Dichlorobenzidine	ND		1900	1100	ug/Kg	☼	01/11/19 14:15	01/15/19 19:10	5
3-Nitroaniline	ND		1900	270	ug/Kg	☼	01/11/19 14:15	01/15/19 19:10	5
4,6-Dinitro-2-methylphenol	ND		1900	960	ug/Kg	☼	01/11/19 14:15	01/15/19 19:10	5
4-Bromophenyl phenyl ether	ND		960	140	ug/Kg	☼	01/11/19 14:15	01/15/19 19:10	5
4-Chloro-3-methylphenol	ND		960	240	ug/Kg	☼	01/11/19 14:15	01/15/19 19:10	5
4-Chloroaniline	ND		960	240	ug/Kg	☼	01/11/19 14:15	01/15/19 19:10	5
4-Chlorophenyl phenyl ether	ND		960	120	ug/Kg	☼	01/11/19 14:15	01/15/19 19:10	5
4-Methylphenol	ND		1900	110	ug/Kg	☼	01/11/19 14:15	01/15/19 19:10	5
4-Nitroaniline	ND		1900	500	ug/Kg	☼	01/11/19 14:15	01/15/19 19:10	5
4-Nitrophenol	ND		1900	670	ug/Kg	☼	01/11/19 14:15	01/15/19 19:10	5
Acenaphthene	ND		960	140	ug/Kg	☼	01/11/19 14:15	01/15/19 19:10	5
Acenaphthylene	ND		960	120	ug/Kg	☼	01/11/19 14:15	01/15/19 19:10	5
Acetophenone	ND		960	130	ug/Kg	☼	01/11/19 14:15	01/15/19 19:10	5
Anthracene	ND		960	240	ug/Kg	☼	01/11/19 14:15	01/15/19 19:10	5
Atrazine	ND		960	330	ug/Kg	☼	01/11/19 14:15	01/15/19 19:10	5
Benzaldehyde	ND		960	760	ug/Kg	☼	01/11/19 14:15	01/15/19 19:10	5
Benzo[a]anthracene	**420**	**J**	960	96	ug/Kg	☼	01/11/19 14:15	01/15/19 19:10	5
Benzo[a]pyrene	**530**	**J**	960	140	ug/Kg	☼	01/11/19 14:15	01/15/19 19:10	5
Benzo[b]fluoranthene	**790**	**J**	960	150	ug/Kg	☼	01/11/19 14:15	01/15/19 19:10	5
Benzo[g,h,i]perylene	**560**	**J**	960	100	ug/Kg	☼	01/11/19 14:15	01/15/19 19:10	5
Benzo[k]fluoranthene	**360**	**J**	960	120	ug/Kg	☼	01/11/19 14:15	01/15/19 19:10	5
Bis(2-chloroethoxy)methane	ND		960	200	ug/Kg	☼	01/11/19 14:15	01/15/19 19:10	5
Bis(2-chloroethyl)ether	ND		960	120	ug/Kg	☼	01/11/19 14:15	01/15/19 19:10	5
Bis(2-ethylhexyl) phthalate	ND		960	330	ug/Kg	☼	01/11/19 14:15	01/15/19 19:10	5
Butyl benzyl phthalate	ND		960	160	ug/Kg	☼	01/11/19 14:15	01/15/19 19:10	5
Caprolactam	ND		960	290	ug/Kg	☼	01/11/19 14:15	01/15/19 19:10	5
Carbazole	ND		960	110	ug/Kg	☼	01/11/19 14:15	01/15/19 19:10	5
Chrysene	**570**	**J**	960	220	ug/Kg	☼	01/11/19 14:15	01/15/19 19:10	5

Client Sample ID: LBA-SB3

Date Collected: 01/07/19 11:15
Date Received: 01/10/19 10:30

Lab Sample ID: 480-147726-2

Matrix: Solid
Percent Solids: 87.9

Method: 8270D - Semivolatile Organic Compounds (GC/MS) (Continued)

Analyte	Result	Qualifier	RL	MDL	Unit	D	Prepared	Analyzed	Dil Fac
Dibenz(a,h)anthracene	ND		960	170	ug/Kg	☼	01/11/19 14:15	01/15/19 19:10	5
Di-n-butyl phthalate	ND		960	160	ug/Kg	☼	01/11/19 14:15	01/15/19 19:10	5
Di-n-octyl phthalate	ND		960	110	ug/Kg	☼	01/11/19 14:15	01/15/19 19:10	5
Dibenzofuran	ND		960	110	ug/Kg	☼	01/11/19 14:15	01/15/19 19:10	5
Diethyl phthalate	ND		960	120	ug/Kg	☼	01/11/19 14:15	01/15/19 19:10	5
Dimethyl phthalate	ND		960	110	ug/Kg	☼	01/11/19 14:15	01/15/19 19:10	5
Fluoranthene	**1200**		960	100	ug/Kg	☼	01/11/19 14:15	01/15/19 19:10	5
Fluorene	ND		960	110	ug/Kg	☼	01/11/19 14:15	01/15/19 19:10	5
Hexachlorobenzene	ND		960	130	ug/Kg	☼	01/11/19 14:15	01/15/19 19:10	5
Hexachlorobutadiene	ND		960	140	ug/Kg	☼	01/11/19 14:15	01/15/19 19:10	5
Hexachlorocyclopentadiene	ND		960	130	ug/Kg	☼	01/11/19 14:15	01/15/19 19:10	5
Hexachloroethane	ND		960	120	ug/Kg	☼	01/11/19 14:15	01/15/19 19:10	5
Indeno[1,2,3-cd]pyrene	**490**	**J**	960	120	ug/Kg	☼	01/11/19 14:15	01/15/19 19:10	5
Isophorone	ND		960	200	ug/Kg	☼	01/11/19 14:15	01/15/19 19:10	5
N-Nitrosodi-n-propylamine	ND		960	160	ug/Kg	☼	01/11/19 14:15	01/15/19 19:10	5
N-Nitrosodiphenylamine	ND		960	780	ug/Kg	☼	01/11/19 14:15	01/15/19 19:10	5
Naphthalene	ND		960	120	ug/Kg	☼	01/11/19 14:15	01/15/19 19:10	5
Nitrobenzene	ND		960	110	ug/Kg	☼	01/11/19 14:15	01/15/19 19:10	5
Pentachlorophenol	ND		1900	960	ug/Kg	☼	01/11/19 14:15	01/15/19 19:10	5
Phenanthrene	**520**	**J**	960	140	ug/Kg	☼	01/11/19 14:15	01/15/19 19:10	5
Phenol	ND		960	150	ug/Kg	☼	01/11/19 14:15	01/15/19 19:10	5
Pyrene	**930**	**J**	960	110	ug/Kg	☼	01/11/19 14:15	01/15/19 19:10	5

Surrogate	*%Recovery*	*Qualifier*	*Limits*	*Prepared*	*Analyzed*	*Dil Fac*
Nitrobenzene-d5 (Surr)	*69*		*53 - 120*	*01/11/19 14:15*	*01/15/19 19:10*	*5*
Phenol-d5 (Surr)	*66*		*54 - 120*	*01/11/19 14:15*	*01/15/19 19:10*	*5*
p-Terphenyl-d14 (Surr)	*91*		*65 - 121*	*01/11/19 14:15*	*01/15/19 19:10*	*5*
2,4,6-Tribromophenol (Surr)	*88*		*54 - 120*	*01/11/19 14:15*	*01/15/19 19:10*	*5*
2-Fluorobiphenyl	*80*		*60 - 120*	*01/11/19 14:15*	*01/15/19 19:10*	*5*
2-Fluorophenol (Surr)	*69*		*52 - 120*	*01/11/19 14:15*	*01/15/19 19:10*	*5*

Method: 8081B - Organochlorine Pesticides (GC)

Analyte	Result	Qualifier	RL	MDL	Unit	D	Prepared	Analyzed	Dil Fac
4,4'-DDD	**2.3**	**J**	3.8	0.74	ug/Kg	☼	01/11/19 14:24	01/14/19 14:37	2
4,4'-DDE	**13**		3.8	0.80	ug/Kg	☼	01/11/19 14:24	01/14/19 14:37	2
4,4'-DDT	**3.9**		3.8	0.89	ug/Kg	☼	01/11/19 14:24	01/14/19 14:37	2
Aldrin	ND	F2	3.8	0.93	ug/Kg	☼	01/11/19 14:24	01/14/19 14:37	2
alpha-BHC	ND	F2	3.8	0.68	ug/Kg	☼	01/11/19 14:24	01/14/19 14:37	2
cis-Chlordane	ND		3.8	1.9	ug/Kg	☼	01/11/19 14:24	01/14/19 14:37	2
beta-BHC	ND	F2	3.8	0.68	ug/Kg	☼	01/11/19 14:24	01/14/19 14:37	2
delta-BHC	ND		3.8	0.70	ug/Kg	☼	01/11/19 14:24	01/14/19 14:37	2
Dieldrin	ND		3.8	0.91	ug/Kg	☼	01/11/19 14:24	01/14/19 14:37	2
Endosulfan I	ND		3.8	0.73	ug/Kg	☼	01/11/19 14:24	01/14/19 14:37	2
Endosulfan II	ND		3.8	0.68	ug/Kg	☼	01/11/19 14:24	01/14/19 14:37	2
Endosulfan sulfate	ND	*	3.8	0.71	ug/Kg	☼	01/11/19 14:24	01/14/19 14:37	2
Endrin	ND		3.8	0.75	ug/Kg	☼	01/11/19 14:24	01/14/19 14:37	2
Endrin aldehyde	ND		3.8	0.97	ug/Kg	☼	01/11/19 14:24	01/14/19 14:37	2
Endrin ketone	ND		3.8	0.93	ug/Kg	☼	01/11/19 14:24	01/14/19 14:37	2
gamma-BHC (Lindane)	ND	F2	3.8	0.70	ug/Kg	☼	01/11/19 14:24	01/14/19 14:37	2
trans-Chlordane	ND	F2	3.8	1.2	ug/Kg	☼	01/11/19 14:24	01/14/19 14:37	2

Client Sample Results

Client: LaBella Associates DPC
Project/Site: Webster CSD Willink Middle School

TestAmerica Job ID: 480-147726-1

Client Sample ID: LBA-SB3

Date Collected: 01/07/19 11:15
Date Received: 01/10/19 10:30

Lab Sample ID: 480-147726-2

Matrix: Solid
Percent Solids: 87.9

Method: 8081B - Organochlorine Pesticides (GC) (Continued)

Analyte	Result	Qualifier	RL	MDL	Unit	D	Prepared	Analyzed	Dil Fac
Heptachlor	ND		3.8	0.82	ug/Kg	☼	01/11/19 14:24	01/14/19 14:37	2
Heptachlor epoxide	ND	F2	3.8	0.98	ug/Kg	☼	01/11/19 14:24	01/14/19 14:37	2
Methoxychlor	ND	F2 F1	3.8	0.77	ug/Kg	☼	01/11/19 14:24	01/14/19 14:37	2
Toxaphene	ND		38	22	ug/Kg	☼	01/11/19 14:24	01/14/19 14:37	2

Surrogate	*%Recovery*	*Qualifier*	*Limits*	*Prepared*	*Analyzed*	*Dil Fac*
DCB Decachlorobiphenyl	*93*		*45 - 120*	*01/11/19 14:24*	*01/14/19 14:37*	*2*
DCB Decachlorobiphenyl	*280*	*X*	*45 - 120*	*01/11/19 14:24*	*01/14/19 14:37*	*2*
Tetrachloro-m-xylene	*77*		*30 - 124*	*01/11/19 14:24*	*01/14/19 14:37*	*2*
Tetrachloro-m-xylene	*61*		*30 - 124*	*01/11/19 14:24*	*01/14/19 14:37*	*2*

Method: 8082A - Polychlorinated Biphenyls (PCBs) by Gas Chromatography

Analyte	Result	Qualifier	RL	MDL	Unit	D	Prepared	Analyzed	Dil Fac
PCB-1016	ND		0.21	0.042	mg/Kg	☼	01/14/19 07:37	01/17/19 16:04	1
PCB-1221	ND		0.21	0.042	mg/Kg	☼	01/14/19 07:37	01/17/19 16:04	1
PCB-1232	ND		0.21	0.042	mg/Kg	☼	01/14/19 07:37	01/17/19 16:04	1
PCB-1242	ND		0.21	0.042	mg/Kg	☼	01/14/19 07:37	01/17/19 16:04	1
PCB-1248	ND		0.21	0.042	mg/Kg	☼	01/14/19 07:37	01/17/19 16:04	1
PCB-1254	ND		0.21	0.099	mg/Kg	☼	01/14/19 07:37	01/17/19 16:04	1
PCB-1260	ND		0.21	0.099	mg/Kg	☼	01/14/19 07:37	01/17/19 16:04	1

Surrogate	*%Recovery*	*Qualifier*	*Limits*	*Prepared*	*Analyzed*	*Dil Fac*
Tetrachloro-m-xylene	*84*		*60 - 154*	*01/14/19 07:37*	*01/17/19 16:04*	*1*
Tetrachloro-m-xylene	*62*		*60 - 154*	*01/14/19 07:37*	*01/17/19 16:04*	*1*
DCB Decachlorobiphenyl	*69*		*65 - 174*	*01/14/19 07:37*	*01/17/19 16:04*	*1*
DCB Decachlorobiphenyl	*64*	*X*	*65 - 174*	*01/14/19 07:37*	*01/17/19 16:04*	*1*

Method: 6010C - Metals (ICP)

Analyte	Result	Qualifier	RL	MDL	Unit	D	Prepared	Analyzed	Dil Fac
Arsenic	**2.7**		2.3	0.46	mg/Kg	☼	01/12/19 10:29	01/14/19 12:00	1
Barium	**24.0**		0.57	0.13	mg/Kg	☼	01/12/19 10:29	01/14/19 12:00	1
Cadmium	**0.15**	**J**	0.23	0.034	mg/Kg	☼	01/12/19 10:29	01/14/19 12:00	1
Chromium	**9.1**		0.57	0.23	mg/Kg	☼	01/12/19 10:29	01/14/19 12:00	1
Lead	**9.8**		1.1	0.27	mg/Kg	☼	01/12/19 10:29	01/14/19 12:00	1
Selenium	ND		4.6	0.46	mg/Kg	☼	01/12/19 10:29	01/14/19 12:00	1
Silver	ND		0.69	0.23	mg/Kg	☼	01/12/19 10:29	01/14/19 12:00	1

Method: 7471B - Mercury (CVAA)

Analyte	Result	Qualifier	RL	MDL	Unit	D	Prepared	Analyzed	Dil Fac
Mercury	**0.029**		0.022	0.0089	mg/Kg	☼	01/15/19 15:00	01/15/19 15:50	1

General Chemistry

Analyte	Result	Qualifier	RL	MDL	Unit	D	Prepared	Analyzed	Dil Fac
Cyanide, Total	ND		1.0	0.50	mg/Kg	☼	01/15/19 10:38	01/15/19 12:44	1

Client Sample Results

Client: LaBella Associates DPC
Project/Site: Webster CSD Willink Middle School

TestAmerica Job ID: 480-147726-1

Client Sample ID: LBA-SB4

Date Collected: 01/07/19 13:00
Date Received: 01/10/19 10:30

Lab Sample ID: 480-147726-3

Matrix: Solid
Percent Solids: 91.4

Method: 8260C - Volatile Organic Compounds by GC/MS

Analyte	Result	Qualifier	RL	MDL	Unit	D	Prepared	Analyzed	Dil Fac
1,1,1-Trichloroethane	ND		4.3	0.31	ug/Kg	☼	01/08/19 21:30	01/16/19 14:28	1
1,1,2,2-Tetrachloroethane	ND		4.3	0.70	ug/Kg	☼	01/08/19 21:30	01/16/19 14:28	1
1,1,2-Trichloroethane	ND		4.3	0.56	ug/Kg	☼	01/08/19 21:30	01/16/19 14:28	1
1,1,2-Trichloro-1,2,2-trifluoroethane	ND		4.3	0.98	ug/Kg	☼	01/08/19 21:30	01/16/19 14:28	1
1,1-Dichloroethane	ND		4.3	0.52	ug/Kg	☼	01/08/19 21:30	01/16/19 14:28	1
1,1-Dichloroethene	ND		4.3	0.52	ug/Kg	☼	01/08/19 21:30	01/16/19 14:28	1
1,2,4-Trichlorobenzene	ND		4.3	0.26	ug/Kg	☼	01/08/19 21:30	01/16/19 14:28	1
1,2-Dibromo-3-Chloropropane	ND		4.3	2.1	ug/Kg	☼	01/08/19 21:30	01/16/19 14:28	1
1,2-Dichlorobenzene	ND		4.3	0.34	ug/Kg	☼	01/08/19 21:30	01/16/19 14:28	1
1,2-Dichloroethane	ND		4.3	0.22	ug/Kg	☼	01/08/19 21:30	01/16/19 14:28	1
1,2-Dichloropropane	ND		4.3	2.1	ug/Kg	☼	01/08/19 21:30	01/16/19 14:28	1
1,3-Dichlorobenzene	ND		4.3	0.22	ug/Kg	☼	01/08/19 21:30	01/16/19 14:28	1
1,4-Dichlorobenzene	ND		4.3	0.60	ug/Kg	☼	01/08/19 21:30	01/16/19 14:28	1
2-Butanone (MEK)	ND		21	1.6	ug/Kg	☼	01/08/19 21:30	01/16/19 14:28	1
2-Hexanone	ND		21	2.1	ug/Kg	☼	01/08/19 21:30	01/16/19 14:28	1
4-Methyl-2-pentanone (MIBK)	ND		21	1.4	ug/Kg	☼	01/08/19 21:30	01/16/19 14:28	1
Acetone	**9.8**	**J**	21	3.6	ug/Kg	☼	01/08/19 21:30	01/16/19 14:28	1
Benzene	ND		4.3	0.21	ug/Kg	☼	01/08/19 21:30	01/16/19 14:28	1
Bromodichloromethane	ND		4.3	0.57	ug/Kg	☼	01/08/19 21:30	01/16/19 14:28	1
Bromoform	ND		4.3	2.1	ug/Kg	☼	01/08/19 21:30	01/16/19 14:28	1
Bromomethane	ND		4.3	0.39	ug/Kg	☼	01/08/19 21:30	01/16/19 14:28	1
Carbon disulfide	ND		4.3	2.1	ug/Kg	☼	01/08/19 21:30	01/16/19 14:28	1
Carbon tetrachloride	ND		4.3	0.42	ug/Kg	☼	01/08/19 21:30	01/16/19 14:28	1
Chlorobenzene	ND		4.3	0.57	ug/Kg	☼	01/08/19 21:30	01/16/19 14:28	1
Dibromochloromethane	ND		4.3	0.55	ug/Kg	☼	01/08/19 21:30	01/16/19 14:28	1
Chloroethane	ND		4.3	0.97	ug/Kg	☼	01/08/19 21:30	01/16/19 14:28	1
Chloroform	ND		4.3	0.26	ug/Kg	☼	01/08/19 21:30	01/16/19 14:28	1
Chloromethane	ND		4.3	0.26	ug/Kg	☼	01/08/19 21:30	01/16/19 14:28	1
cis-1,2-Dichloroethene	ND		4.3	0.55	ug/Kg	☼	01/08/19 21:30	01/16/19 14:28	1
cis-1,3-Dichloropropene	ND		4.3	0.62	ug/Kg	☼	01/08/19 21:30	01/16/19 14:28	1
Cyclohexane	ND		4.3	0.60	ug/Kg	☼	01/08/19 21:30	01/16/19 14:28	1
Dichlorodifluoromethane	ND		4.3	0.35	ug/Kg	☼	01/08/19 21:30	01/16/19 14:28	1
Ethylbenzene	ND		4.3	0.30	ug/Kg	☼	01/08/19 21:30	01/16/19 14:28	1
1,2-Dibromoethane	ND		4.3	0.55	ug/Kg	☼	01/08/19 21:30	01/16/19 14:28	1
Isopropylbenzene	ND		4.3	0.65	ug/Kg	☼	01/08/19 21:30	01/16/19 14:28	1
Methyl acetate	ND		21	2.6	ug/Kg	☼	01/08/19 21:30	01/16/19 14:28	1
Methyl tert-butyl ether	ND		4.3	0.42	ug/Kg	☼	01/08/19 21:30	01/16/19 14:28	1
Methylcyclohexane	ND		4.3	0.65	ug/Kg	☼	01/08/19 21:30	01/16/19 14:28	1
Methylene Chloride	**4.7**		4.3	2.0	ug/Kg	☼	01/08/19 21:30	01/16/19 14:28	1
Styrene	ND		4.3	0.21	ug/Kg	☼	01/08/19 21:30	01/16/19 14:28	1
Tetrachloroethene	ND		4.3	0.58	ug/Kg	☼	01/08/19 21:30	01/16/19 14:28	1
Toluene	ND		4.3	0.32	ug/Kg	☼	01/08/19 21:30	01/16/19 14:28	1
trans-1,2-Dichloroethene	ND		4.3	0.44	ug/Kg	☼	01/08/19 21:30	01/16/19 14:28	1
trans-1,3-Dichloropropene	ND		4.3	1.9	ug/Kg	☼	01/08/19 21:30	01/16/19 14:28	1
Trichloroethene	ND		4.3	0.94	ug/Kg	☼	01/08/19 21:30	01/16/19 14:28	1
Trichlorofluoromethane	ND		4.3	0.41	ug/Kg	☼	01/08/19 21:30	01/16/19 14:28	1
Vinyl chloride	ND		4.3	0.52	ug/Kg	☼	01/08/19 21:30	01/16/19 14:28	1
Xylenes, Total	ND		8.6	0.72	ug/Kg	☼	01/08/19 21:30	01/16/19 14:28	1

Client Sample Results

Client: LaBella Associates DPC
Project/Site: Webster CSD Willink Middle School

TestAmerica Job ID: 480-147726-1

Client Sample ID: LBA-SB4

Date Collected: 01/07/19 13:00
Date Received: 01/10/19 10:30

Lab Sample ID: 480-147726-3

Matrix: Solid
Percent Solids: 91.4

Surrogate	*%Recovery*	*Qualifier*	*Limits*	*Prepared*	*Analyzed*	*Dil Fac*
Toluene-d8 (Surr)	*100*		*71 - 125*	*01/08/19 21:30*	*01/16/19 14:28*	*1*
1,2-Dichloroethane-d4 (Surr)	*105*		*64 - 126*	*01/08/19 21:30*	*01/16/19 14:28*	*1*
4-Bromofluorobenzene (Surr)	*97*		*72 - 126*	*01/08/19 21:30*	*01/16/19 14:28*	*1*
Dibromofluoromethane (Surr)	*101*		*60 - 140*	*01/08/19 21:30*	*01/16/19 14:28*	*1*

Method: 8270D - Semivolatile Organic Compounds (GC/MS)

Analyte	Result	Qualifier	RL	MDL	Unit	D	Prepared	Analyzed	Dil Fac
Biphenyl	ND		180	27	ug/Kg	☼	01/11/19 14:15	01/15/19 19:34	1
bis (2-chloroisopropyl) ether	ND		180	37	ug/Kg	☼	01/11/19 14:15	01/15/19 19:34	1
2,4,5-Trichlorophenol	ND		180	50	ug/Kg	☼	01/11/19 14:15	01/15/19 19:34	1
2,4,6-Trichlorophenol	ND		180	37	ug/Kg	☼	01/11/19 14:15	01/15/19 19:34	1
2,4-Dichlorophenol	ND		180	20	ug/Kg	☼	01/11/19 14:15	01/15/19 19:34	1
2,4-Dimethylphenol	ND		180	45	ug/Kg	☼	01/11/19 14:15	01/15/19 19:34	1
2,4-Dinitrophenol	ND		1800	850	ug/Kg	☼	01/11/19 14:15	01/15/19 19:34	1
2,4-Dinitrotoluene	ND		180	38	ug/Kg	☼	01/11/19 14:15	01/15/19 19:34	1
2,6-Dinitrotoluene	ND		180	22	ug/Kg	☼	01/11/19 14:15	01/15/19 19:34	1
2-Chloronaphthalene	ND		180	30	ug/Kg	☼	01/11/19 14:15	01/15/19 19:34	1
2-Chlorophenol	ND		180	34	ug/Kg	☼	01/11/19 14:15	01/15/19 19:34	1
2-Methylphenol	ND		180	22	ug/Kg	☼	01/11/19 14:15	01/15/19 19:34	1
2-Methylnaphthalene	ND		180	37	ug/Kg	☼	01/11/19 14:15	01/15/19 19:34	1
2-Nitroaniline	ND		360	27	ug/Kg	☼	01/11/19 14:15	01/15/19 19:34	1
2-Nitrophenol	ND		180	52	ug/Kg	☼	01/11/19 14:15	01/15/19 19:34	1
3,3'-Dichlorobenzidine	ND		360	220	ug/Kg	☼	01/11/19 14:15	01/15/19 19:34	1
3-Nitroaniline	ND		360	51	ug/Kg	☼	01/11/19 14:15	01/15/19 19:34	1
4,6-Dinitro-2-methylphenol	ND		360	180	ug/Kg	☼	01/11/19 14:15	01/15/19 19:34	1
4-Bromophenyl phenyl ether	ND		180	26	ug/Kg	☼	01/11/19 14:15	01/15/19 19:34	1
4-Chloro-3-methylphenol	ND		180	46	ug/Kg	☼	01/11/19 14:15	01/15/19 19:34	1
4-Chloroaniline	ND		180	46	ug/Kg	☼	01/11/19 14:15	01/15/19 19:34	1
4-Chlorophenyl phenyl ether	ND		180	23	ug/Kg	☼	01/11/19 14:15	01/15/19 19:34	1
4-Methylphenol	ND		360	22	ug/Kg	☼	01/11/19 14:15	01/15/19 19:34	1
4-Nitroaniline	ND		360	97	ug/Kg	☼	01/11/19 14:15	01/15/19 19:34	1
4-Nitrophenol	ND		360	130	ug/Kg	☼	01/11/19 14:15	01/15/19 19:34	1
Acenaphthene	ND		180	27	ug/Kg	☼	01/11/19 14:15	01/15/19 19:34	1
Acenaphthylene	ND		180	24	ug/Kg	☼	01/11/19 14:15	01/15/19 19:34	1
Acetophenone	ND		180	25	ug/Kg	☼	01/11/19 14:15	01/15/19 19:34	1
Anthracene	ND		180	46	ug/Kg	☼	01/11/19 14:15	01/15/19 19:34	1
Atrazine	ND		180	64	ug/Kg	☼	01/11/19 14:15	01/15/19 19:34	1
Benzaldehyde	ND		180	150	ug/Kg	☼	01/11/19 14:15	01/15/19 19:34	1
Benzo[a]anthracene	ND		180	18	ug/Kg	☼	01/11/19 14:15	01/15/19 19:34	1
Benzo[a]pyrene	ND		180	27	ug/Kg	☼	01/11/19 14:15	01/15/19 19:34	1
Benzo[b]fluoranthene	ND		180	29	ug/Kg	☼	01/11/19 14:15	01/15/19 19:34	1
Benzo[g,h,i]perylene	ND		180	20	ug/Kg	☼	01/11/19 14:15	01/15/19 19:34	1
Benzo[k]fluoranthene	ND		180	24	ug/Kg	☼	01/11/19 14:15	01/15/19 19:34	1
Bis(2-chloroethoxy)methane	ND		180	39	ug/Kg	☼	01/11/19 14:15	01/15/19 19:34	1
Bis(2-chloroethyl)ether	ND		180	24	ug/Kg	☼	01/11/19 14:15	01/15/19 19:34	1
Bis(2-ethylhexyl) phthalate	ND		180	63	ug/Kg	☼	01/11/19 14:15	01/15/19 19:34	1
Butyl benzyl phthalate	ND		180	30	ug/Kg	☼	01/11/19 14:15	01/15/19 19:34	1
Caprolactam	ND		180	55	ug/Kg	☼	01/11/19 14:15	01/15/19 19:34	1
Carbazole	ND		180	22	ug/Kg	☼	01/11/19 14:15	01/15/19 19:34	1
Chrysene	ND		180	41	ug/Kg	☼	01/11/19 14:15	01/15/19 19:34	1

Client Sample ID: LBA-SB4

Date Collected: 01/07/19 13:00
Date Received: 01/10/19 10:30

Lab Sample ID: 480-147726-3

Matrix: Solid
Percent Solids: 91.4

Method: 8270D - Semivolatile Organic Compounds (GC/MS) (Continued)

Analyte	Result	Qualifier	RL	MDL	Unit	D	Prepared	Analyzed	Dil Fac
Dibenz(a,h)anthracene	ND		180	33	ug/Kg	☼	01/11/19 14:15	01/15/19 19:34	1
Di-n-butyl phthalate	ND		180	31	ug/Kg	☼	01/11/19 14:15	01/15/19 19:34	1
Di-n-octyl phthalate	ND		180	22	ug/Kg	☼	01/11/19 14:15	01/15/19 19:34	1
Dibenzofuran	ND		180	22	ug/Kg	☼	01/11/19 14:15	01/15/19 19:34	1
Diethyl phthalate	ND		180	24	ug/Kg	☼	01/11/19 14:15	01/15/19 19:34	1
Dimethyl phthalate	ND		180	22	ug/Kg	☼	01/11/19 14:15	01/15/19 19:34	1
Fluoranthene	ND		180	20	ug/Kg	☼	01/11/19 14:15	01/15/19 19:34	1
Fluorene	ND		180	22	ug/Kg	☼	01/11/19 14:15	01/15/19 19:34	1
Hexachlorobenzene	ND		180	25	ug/Kg	☼	01/11/19 14:15	01/15/19 19:34	1
Hexachlorobutadiene	ND		180	27	ug/Kg	☼	01/11/19 14:15	01/15/19 19:34	1
Hexachlorocyclopentadiene	ND		180	25	ug/Kg	☼	01/11/19 14:15	01/15/19 19:34	1
Hexachloroethane	ND		180	24	ug/Kg	☼	01/11/19 14:15	01/15/19 19:34	1
Indeno[1,2,3-cd]pyrene	ND		180	23	ug/Kg	☼	01/11/19 14:15	01/15/19 19:34	1
Isophorone	ND		180	39	ug/Kg	☼	01/11/19 14:15	01/15/19 19:34	1
N-Nitrosodi-n-propylamine	ND		180	31	ug/Kg	☼	01/11/19 14:15	01/15/19 19:34	1
N-Nitrosodiphenylamine	ND		180	150	ug/Kg	☼	01/11/19 14:15	01/15/19 19:34	1
Naphthalene	ND		180	24	ug/Kg	☼	01/11/19 14:15	01/15/19 19:34	1
Nitrobenzene	ND		180	21	ug/Kg	☼	01/11/19 14:15	01/15/19 19:34	1
Pentachlorophenol	ND		360	180	ug/Kg	☼	01/11/19 14:15	01/15/19 19:34	1
Phenanthrene	ND		180	27	ug/Kg	☼	01/11/19 14:15	01/15/19 19:34	1
Phenol	ND		180	28	ug/Kg	☼	01/11/19 14:15	01/15/19 19:34	1
Pyrene	ND		180	22	ug/Kg	☼	01/11/19 14:15	01/15/19 19:34	1

Surrogate	*%Recovery*	*Qualifier*	*Limits*	*Prepared*	*Analyzed*	*Dil Fac*
Nitrobenzene-d5 (Surr)	*83*		*53 - 120*	*01/11/19 14:15*	*01/15/19 19:34*	*1*
Phenol-d5 (Surr)	*79*		*54 - 120*	*01/11/19 14:15*	*01/15/19 19:34*	*1*
p-Terphenyl-d14 (Surr)	*112*		*65 - 121*	*01/11/19 14:15*	*01/15/19 19:34*	*1*
2,4,6-Tribromophenol (Surr)	*104*		*54 - 120*	*01/11/19 14:15*	*01/15/19 19:34*	*1*
2-Fluorobiphenyl	*91*		*60 - 120*	*01/11/19 14:15*	*01/15/19 19:34*	*1*
2-Fluorophenol (Surr)	*76*		*52 - 120*	*01/11/19 14:15*	*01/15/19 19:34*	*1*

Method: 8081B - Organochlorine Pesticides (GC)

Analyte	Result	Qualifier	RL	MDL	Unit	D	Prepared	Analyzed	Dil Fac
4,4'-DDD	ND		1.8	0.35	ug/Kg	☼	01/11/19 14:24	01/14/19 15:16	1
4,4'-DDE	ND		1.8	0.38	ug/Kg	☼	01/11/19 14:24	01/14/19 15:16	1
4,4'-DDT	ND		1.8	0.42	ug/Kg	☼	01/11/19 14:24	01/14/19 15:16	1
Aldrin	ND		1.8	0.44	ug/Kg	☼	01/11/19 14:24	01/14/19 15:16	1
alpha-BHC	ND		1.8	0.32	ug/Kg	☼	01/11/19 14:24	01/14/19 15:16	1
cis-Chlordane	ND		1.8	0.90	ug/Kg	☼	01/11/19 14:24	01/14/19 15:16	1
beta-BHC	ND		1.8	0.32	ug/Kg	☼	01/11/19 14:24	01/14/19 15:16	1
delta-BHC	ND		1.8	0.33	ug/Kg	☼	01/11/19 14:24	01/14/19 15:16	1
Dieldrin	ND		1.8	0.43	ug/Kg	☼	01/11/19 14:24	01/14/19 15:16	1
Endosulfan I	ND		1.8	0.35	ug/Kg	☼	01/11/19 14:24	01/14/19 15:16	1
Endosulfan II	ND		1.8	0.32	ug/Kg	☼	01/11/19 14:24	01/14/19 15:16	1
Endosulfan sulfate	ND	*	1.8	0.34	ug/Kg	☼	01/11/19 14:24	01/14/19 15:16	1
Endrin	ND		1.8	0.36	ug/Kg	☼	01/11/19 14:24	01/14/19 15:16	1
Endrin aldehyde	ND		1.8	0.46	ug/Kg	☼	01/11/19 14:24	01/14/19 15:16	1
Endrin ketone	ND		1.8	0.44	ug/Kg	☼	01/11/19 14:24	01/14/19 15:16	1
gamma-BHC (Lindane)	ND		1.8	0.33	ug/Kg	☼	01/11/19 14:24	01/14/19 15:16	1
trans-Chlordane	ND		1.8	0.57	ug/Kg	☼	01/11/19 14:24	01/14/19 15:16	1

Client Sample Results

Client: LaBella Associates DPC
Project/Site: Webster CSD Willink Middle School

TestAmerica Job ID: 480-147726-1

Client Sample ID: LBA-SB4

Date Collected: 01/07/19 13:00
Date Received: 01/10/19 10:30

Lab Sample ID: 480-147726-3

Matrix: Solid
Percent Solids: 91.4

Method: 8081B - Organochlorine Pesticides (GC) (Continued)

Analyte	Result	Qualifier	RL	MDL	Unit	D	Prepared	Analyzed	Dil Fac
Heptachlor	ND		1.8	0.39	ug/Kg	☼	01/11/19 14:24	01/14/19 15:16	1
Heptachlor epoxide	ND		1.8	0.46	ug/Kg	☼	01/11/19 14:24	01/14/19 15:16	1
Methoxychlor	ND		1.8	0.37	ug/Kg	☼	01/11/19 14:24	01/14/19 15:16	1
Toxaphene	ND		18	10	ug/Kg	☼	01/11/19 14:24	01/14/19 15:16	1

Surrogate	*%Recovery*	*Qualifier*	*Limits*	*Prepared*	*Analyzed*	*Dil Fac*
DCB Decachlorobiphenyl	*84*		*45 - 120*	*01/11/19 14:24*	*01/14/19 15:16*	*1*
DCB Decachlorobiphenyl	*127*	*X*	*45 - 120*	*01/11/19 14:24*	*01/14/19 15:16*	*1*
Tetrachloro-m-xylene	*80*		*30 - 124*	*01/11/19 14:24*	*01/14/19 15:16*	*1*
Tetrachloro-m-xylene	*68*		*30 - 124*	*01/11/19 14:24*	*01/14/19 15:16*	*1*

Method: 8082A - Polychlorinated Biphenyls (PCBs) by Gas Chromatography

Analyte	Result	Qualifier	RL	MDL	Unit	D	Prepared	Analyzed	Dil Fac
PCB-1016	ND		0.22	0.044	mg/Kg	☼	01/14/19 07:37	01/17/19 16:20	1
PCB-1221	ND		0.22	0.044	mg/Kg	☼	01/14/19 07:37	01/17/19 16:20	1
PCB-1232	ND		0.22	0.044	mg/Kg	☼	01/14/19 07:37	01/17/19 16:20	1
PCB-1242	ND		0.22	0.044	mg/Kg	☼	01/14/19 07:37	01/17/19 16:20	1
PCB-1248	ND		0.22	0.044	mg/Kg	☼	01/14/19 07:37	01/17/19 16:20	1
PCB-1254	ND		0.22	0.10	mg/Kg	☼	01/14/19 07:37	01/17/19 16:20	1
PCB-1260	ND		0.22	0.10	mg/Kg	☼	01/14/19 07:37	01/17/19 16:20	1

Surrogate	*%Recovery*	*Qualifier*	*Limits*	*Prepared*	*Analyzed*	*Dil Fac*
Tetrachloro-m-xylene	*92*		*60 - 154*	*01/14/19 07:37*	*01/17/19 16:20*	*1*
Tetrachloro-m-xylene	*72*		*60 - 154*	*01/14/19 07:37*	*01/17/19 16:20*	*1*
DCB Decachlorobiphenyl	*79*		*65 - 174*	*01/14/19 07:37*	*01/17/19 16:20*	*1*
DCB Decachlorobiphenyl	*77*		*65 - 174*	*01/14/19 07:37*	*01/17/19 16:20*	*1*

Method: 6010C - Metals (ICP)

Analyte	Result	Qualifier	RL	MDL	Unit	D	Prepared	Analyzed	Dil Fac
Arsenic	**2.1**	**J**	2.2	0.44	mg/Kg	☼	01/12/19 10:29	01/14/19 12:04	1
Barium	**27.1**		0.55	0.12	mg/Kg	☼	01/12/19 10:29	01/14/19 12:04	1
Cadmium	**0.21**	**J**	0.22	0.033	mg/Kg	☼	01/12/19 10:29	01/14/19 12:04	1
Chromium	**12.3**		0.55	0.22	mg/Kg	☼	01/12/19 10:29	01/14/19 12:04	1
Lead	**2.8**		1.1	0.27	mg/Kg	☼	01/12/19 10:29	01/14/19 12:04	1
Selenium	ND		4.4	0.44	mg/Kg	☼	01/12/19 10:29	01/14/19 12:04	1
Silver	ND		0.66	0.22	mg/Kg	☼	01/12/19 10:29	01/14/19 12:04	1

Method: 7471B - Mercury (CVAA)

Analyte	Result	Qualifier	RL	MDL	Unit	D	Prepared	Analyzed	Dil Fac
Mercury	ND		0.023	0.0091	mg/Kg	☼	01/15/19 15:00	01/15/19 15:55	1

General Chemistry

Analyte	Result	Qualifier	RL	MDL	Unit	D	Prepared	Analyzed	Dil Fac
Cyanide, Total	ND		1.1	0.52	mg/Kg	☼	01/15/19 10:38	01/15/19 12:31	1

Client Sample Results

Client: LaBella Associates DPC
Project/Site: Webster CSD Willink Middle School

TestAmerica Job ID: 480-147726-1

Client Sample ID: BLIND DUPLICATE-01

Date Collected: 01/07/19 00:00
Date Received: 01/10/19 10:30

Lab Sample ID: 480-147726-4

Matrix: Solid
Percent Solids: 85.6

Method: 8260C - Volatile Organic Compounds by GC/MS

Analyte	Result	Qualifier	RL	MDL	Unit	D	Prepared	Analyzed	Dil Fac
1,1,1-Trichloroethane	ND		4.6	0.34	ug/Kg	☼	01/08/19 21:30	01/16/19 14:53	1
1,1,2,2-Tetrachloroethane	ND		4.6	0.75	ug/Kg	☼	01/08/19 21:30	01/16/19 14:53	1
1,1,2-Trichloroethane	ND		4.6	0.60	ug/Kg	☼	01/08/19 21:30	01/16/19 14:53	1
1,1,2-Trichloro-1,2,2-trifluoroethane	ND		4.6	1.1	ug/Kg	☼	01/08/19 21:30	01/16/19 14:53	1
1,1-Dichloroethane	ND		4.6	0.57	ug/Kg	☼	01/08/19 21:30	01/16/19 14:53	1
1,1-Dichloroethene	ND		4.6	0.57	ug/Kg	☼	01/08/19 21:30	01/16/19 14:53	1
1,2,4-Trichlorobenzene	ND		4.6	0.28	ug/Kg	☼	01/08/19 21:30	01/16/19 14:53	1
1,2-Dibromo-3-Chloropropane	ND		4.6	2.3	ug/Kg	☼	01/08/19 21:30	01/16/19 14:53	1
1,2-Dichlorobenzene	ND		4.6	0.36	ug/Kg	☼	01/08/19 21:30	01/16/19 14:53	1
1,2-Dichloroethane	ND		4.6	0.23	ug/Kg	☼	01/08/19 21:30	01/16/19 14:53	1
1,2-Dichloropropane	ND		4.6	2.3	ug/Kg	☼	01/08/19 21:30	01/16/19 14:53	1
1,3-Dichlorobenzene	ND		4.6	0.24	ug/Kg	☼	01/08/19 21:30	01/16/19 14:53	1
1,4-Dichlorobenzene	ND		4.6	0.65	ug/Kg	☼	01/08/19 21:30	01/16/19 14:53	1
2-Butanone (MEK)	ND		23	1.7	ug/Kg	☼	01/08/19 21:30	01/16/19 14:53	1
2-Hexanone	ND		23	2.3	ug/Kg	☼	01/08/19 21:30	01/16/19 14:53	1
4-Methyl-2-pentanone (MIBK)	ND		23	1.5	ug/Kg	☼	01/08/19 21:30	01/16/19 14:53	1
Acetone	ND		23	3.9	ug/Kg	☼	01/08/19 21:30	01/16/19 14:53	1
Benzene	ND		4.6	0.23	ug/Kg	☼	01/08/19 21:30	01/16/19 14:53	1
Bromodichloromethane	ND		4.6	0.62	ug/Kg	☼	01/08/19 21:30	01/16/19 14:53	1
Bromoform	ND		4.6	2.3	ug/Kg	☼	01/08/19 21:30	01/16/19 14:53	1
Bromomethane	ND		4.6	0.42	ug/Kg	☼	01/08/19 21:30	01/16/19 14:53	1
Carbon disulfide	ND		4.6	2.3	ug/Kg	☼	01/08/19 21:30	01/16/19 14:53	1
Carbon tetrachloride	ND		4.6	0.45	ug/Kg	☼	01/08/19 21:30	01/16/19 14:53	1
Chlorobenzene	ND		4.6	0.61	ug/Kg	☼	01/08/19 21:30	01/16/19 14:53	1
Dibromochloromethane	ND		4.6	0.59	ug/Kg	☼	01/08/19 21:30	01/16/19 14:53	1
Chloroethane	ND		4.6	1.0	ug/Kg	☼	01/08/19 21:30	01/16/19 14:53	1
Chloroform	ND		4.6	0.29	ug/Kg	☼	01/08/19 21:30	01/16/19 14:53	1
Chloromethane	ND		4.6	0.28	ug/Kg	☼	01/08/19 21:30	01/16/19 14:53	1
cis-1,2-Dichloroethene	ND		4.6	0.59	ug/Kg	☼	01/08/19 21:30	01/16/19 14:53	1
cis-1,3-Dichloropropene	ND		4.6	0.67	ug/Kg	☼	01/08/19 21:30	01/16/19 14:53	1
Cyclohexane	ND		4.6	0.65	ug/Kg	☼	01/08/19 21:30	01/16/19 14:53	1
Dichlorodifluoromethane	ND		4.6	0.38	ug/Kg	☼	01/08/19 21:30	01/16/19 14:53	1
Ethylbenzene	ND		4.6	0.32	ug/Kg	☼	01/08/19 21:30	01/16/19 14:53	1
1,2-Dibromoethane	ND		4.6	0.60	ug/Kg	☼	01/08/19 21:30	01/16/19 14:53	1
Isopropylbenzene	ND		4.6	0.70	ug/Kg	☼	01/08/19 21:30	01/16/19 14:53	1
Methyl acetate	ND		23	2.8	ug/Kg	☼	01/08/19 21:30	01/16/19 14:53	1
Methyl tert-butyl ether	ND		4.6	0.46	ug/Kg	☼	01/08/19 21:30	01/16/19 14:53	1
Methylcyclohexane	ND		4.6	0.71	ug/Kg	☼	01/08/19 21:30	01/16/19 14:53	1
Methylene Chloride	**3.1**	**J**	4.6	2.1	ug/Kg	☼	01/08/19 21:30	01/16/19 14:53	1
Styrene	ND		4.6	0.23	ug/Kg	☼	01/08/19 21:30	01/16/19 14:53	1
Tetrachloroethene	ND		4.6	0.62	ug/Kg	☼	01/08/19 21:30	01/16/19 14:53	1
Toluene	ND		4.6	0.35	ug/Kg	☼	01/08/19 21:30	01/16/19 14:53	1
trans-1,2-Dichloroethene	ND		4.6	0.48	ug/Kg	☼	01/08/19 21:30	01/16/19 14:53	1
trans-1,3-Dichloropropene	ND		4.6	2.0	ug/Kg	☼	01/08/19 21:30	01/16/19 14:53	1
Trichloroethene	ND		4.6	1.0	ug/Kg	☼	01/08/19 21:30	01/16/19 14:53	1
Trichlorofluoromethane	ND		4.6	0.44	ug/Kg	☼	01/08/19 21:30	01/16/19 14:53	1
Vinyl chloride	ND		4.6	0.57	ug/Kg	☼	01/08/19 21:30	01/16/19 14:53	1
Xylenes, Total	ND		9.3	0.78	ug/Kg	☼	01/08/19 21:30	01/16/19 14:53	1

Client Sample Results

Client: LaBella Associates DPC
Project/Site: Webster CSD Willink Middle School

TestAmerica Job ID: 480-147726-1

Client Sample ID: BLIND DUPLICATE-01

Date Collected: 01/07/19 00:00
Date Received: 01/10/19 10:30

Lab Sample ID: 480-147726-4

Matrix: Solid
Percent Solids: 85.6

Surrogate	%Recovery	Qualifier	Limits	Prepared	Analyzed	Dil Fac
Toluene-d8 (Surr)	102		71 - 125	01/08/19 21:30	01/16/19 14:53	1
1,2-Dichloroethane-d4 (Surr)	107		64 - 126	01/08/19 21:30	01/16/19 14:53	1
4-Bromofluorobenzene (Surr)	92		72 - 126	01/08/19 21:30	01/16/19 14:53	1
Dibromofluoromethane (Surr)	101		60 - 140	01/08/19 21:30	01/16/19 14:53	1

Method: 8270D - Semivolatile Organic Compounds (GC/MS)

Analyte	Result	Qualifier	RL	MDL	Unit	D	Prepared	Analyzed	Dil Fac
Biphenyl	ND		200	29	ug/Kg	☼	01/11/19 14:15	01/15/19 19:59	1
bis (2-chloroisopropyl) ether	ND		200	39	ug/Kg	☼	01/11/19 14:15	01/15/19 19:59	1
2,4,5-Trichlorophenol	ND		200	53	ug/Kg	☼	01/11/19 14:15	01/15/19 19:59	1
2,4,6-Trichlorophenol	ND		200	39	ug/Kg	☼	01/11/19 14:15	01/15/19 19:59	1
2,4-Dichlorophenol	ND		200	21	ug/Kg	☼	01/11/19 14:15	01/15/19 19:59	1
2,4-Dimethylphenol	ND		200	47	ug/Kg	☼	01/11/19 14:15	01/15/19 19:59	1
2,4-Dinitrophenol	ND		1900	910	ug/Kg	☼	01/11/19 14:15	01/15/19 19:59	1
2,4-Dinitrotoluene	ND		200	40	ug/Kg	☼	01/11/19 14:15	01/15/19 19:59	1
2,6-Dinitrotoluene	ND		200	23	ug/Kg	☼	01/11/19 14:15	01/15/19 19:59	1
2-Chloronaphthalene	ND		200	32	ug/Kg	☼	01/11/19 14:15	01/15/19 19:59	1
2-Chlorophenol	ND		200	36	ug/Kg	☼	01/11/19 14:15	01/15/19 19:59	1
2-Methylphenol	ND		200	23	ug/Kg	☼	01/11/19 14:15	01/15/19 19:59	1
2-Methylnaphthalene	ND		200	39	ug/Kg	☼	01/11/19 14:15	01/15/19 19:59	1
2-Nitroaniline	ND		380	29	ug/Kg	☼	01/11/19 14:15	01/15/19 19:59	1
2-Nitrophenol	ND		200	55	ug/Kg	☼	01/11/19 14:15	01/15/19 19:59	1
3,3'-Dichlorobenzidine	ND		380	230	ug/Kg	☼	01/11/19 14:15	01/15/19 19:59	1
3-Nitroaniline	ND		380	54	ug/Kg	☼	01/11/19 14:15	01/15/19 19:59	1
4,6-Dinitro-2-methylphenol	ND		380	200	ug/Kg	☼	01/11/19 14:15	01/15/19 19:59	1
4-Bromophenyl phenyl ether	ND		200	28	ug/Kg	☼	01/11/19 14:15	01/15/19 19:59	1
4-Chloro-3-methylphenol	ND		200	49	ug/Kg	☼	01/11/19 14:15	01/15/19 19:59	1
4-Chloroaniline	ND		200	49	ug/Kg	☼	01/11/19 14:15	01/15/19 19:59	1
4-Chlorophenyl phenyl ether	ND		200	24	ug/Kg	☼	01/11/19 14:15	01/15/19 19:59	1
4-Methylphenol	ND		380	23	ug/Kg	☼	01/11/19 14:15	01/15/19 19:59	1
4-Nitroaniline	ND		380	100	ug/Kg	☼	01/11/19 14:15	01/15/19 19:59	1
4-Nitrophenol	ND		380	140	ug/Kg	☼	01/11/19 14:15	01/15/19 19:59	1
Acenaphthene	ND		200	29	ug/Kg	☼	01/11/19 14:15	01/15/19 19:59	1
Acenaphthylene	ND		200	25	ug/Kg	☼	01/11/19 14:15	01/15/19 19:59	1
Acetophenone	ND		200	27	ug/Kg	☼	01/11/19 14:15	01/15/19 19:59	1
Anthracene	**79**	**J**	200	49	ug/Kg	☼	01/11/19 14:15	01/15/19 19:59	1
Atrazine	ND		200	68	ug/Kg	☼	01/11/19 14:15	01/15/19 19:59	1
Benzaldehyde	ND		200	160	ug/Kg	☼	01/11/19 14:15	01/15/19 19:59	1
Benzo[a]anthracene	**470**		200	20	ug/Kg	☼	01/11/19 14:15	01/15/19 19:59	1
Benzo[a]pyrene	**560**		200	29	ug/Kg	☼	01/11/19 14:15	01/15/19 19:59	1
Benzo[b]fluoranthene	**790**		200	31	ug/Kg	☼	01/11/19 14:15	01/15/19 19:59	1
Benzo[g,h,i]perylene	**620**		200	21	ug/Kg	☼	01/11/19 14:15	01/15/19 19:59	1
Benzo[k]fluoranthene	**380**		200	25	ug/Kg	☼	01/11/19 14:15	01/15/19 19:59	1
Bis(2-chloroethoxy)methane	ND		200	42	ug/Kg	☼	01/11/19 14:15	01/15/19 19:59	1
Bis(2-chloroethyl)ether	ND		200	25	ug/Kg	☼	01/11/19 14:15	01/15/19 19:59	1
Bis(2-ethylhexyl) phthalate	ND		200	67	ug/Kg	☼	01/11/19 14:15	01/15/19 19:59	1
Butyl benzyl phthalate	ND		200	32	ug/Kg	☼	01/11/19 14:15	01/15/19 19:59	1
Caprolactam	ND		200	59	ug/Kg	☼	01/11/19 14:15	01/15/19 19:59	1
Carbazole	**60**	**J**	200	23	ug/Kg	☼	01/11/19 14:15	01/15/19 19:59	1
Chrysene	**620**		200	44	ug/Kg	☼	01/11/19 14:15	01/15/19 19:59	1

Client Sample ID: BLIND DUPLICATE-01

Lab Sample ID: 480-147726-4

Date Collected: 01/07/19 00:00
Matrix: Solid
Date Received: 01/10/19 10:30
Percent Solids: 85.6

Method: 8270D - Semivolatile Organic Compounds (GC/MS) (Continued)

Analyte	Result	Qualifier	RL	MDL	Unit	D	Prepared	Analyzed	Dil Fac
Dibenz(a,h)anthracene	**150**	**J**	200	35	ug/Kg	☼	01/11/19 14:15	01/15/19 19:59	1
Di-n-butyl phthalate	ND		200	34	ug/Kg	☼	01/11/19 14:15	01/15/19 19:59	1
Di-n-octyl phthalate	ND		200	23	ug/Kg	☼	01/11/19 14:15	01/15/19 19:59	1
Dibenzofuran	ND		200	23	ug/Kg	☼	01/11/19 14:15	01/15/19 19:59	1
Diethyl phthalate	ND		200	25	ug/Kg	☼	01/11/19 14:15	01/15/19 19:59	1
Dimethyl phthalate	ND		200	23	ug/Kg	☼	01/11/19 14:15	01/15/19 19:59	1
Fluoranthene	**1200**		200	21	ug/Kg	☼	01/11/19 14:15	01/15/19 19:59	1
Fluorene	**26**	**J**	200	23	ug/Kg	☼	01/11/19 14:15	01/15/19 19:59	1
Hexachlorobenzene	ND		200	27	ug/Kg	☼	01/11/19 14:15	01/15/19 19:59	1
Hexachlorobutadiene	ND		200	29	ug/Kg	☼	01/11/19 14:15	01/15/19 19:59	1
Hexachlorocyclopentadiene	ND		200	27	ug/Kg	☼	01/11/19 14:15	01/15/19 19:59	1
Hexachloroethane	ND		200	25	ug/Kg	☼	01/11/19 14:15	01/15/19 19:59	1
Indeno[1,2,3-cd]pyrene	**540**		200	24	ug/Kg	☼	01/11/19 14:15	01/15/19 19:59	1
Isophorone	ND		200	42	ug/Kg	☼	01/11/19 14:15	01/15/19 19:59	1
N-Nitrosodi-n-propylamine	ND		200	34	ug/Kg	☼	01/11/19 14:15	01/15/19 19:59	1
N-Nitrosodiphenylamine	ND		200	160	ug/Kg	☼	01/11/19 14:15	01/15/19 19:59	1
Naphthalene	ND		200	25	ug/Kg	☼	01/11/19 14:15	01/15/19 19:59	1
Nitrobenzene	ND		200	22	ug/Kg	☼	01/11/19 14:15	01/15/19 19:59	1
Pentachlorophenol	ND		380	200	ug/Kg	☼	01/11/19 14:15	01/15/19 19:59	1
Phenanthrene	**510**		200	29	ug/Kg	☼	01/11/19 14:15	01/15/19 19:59	1
Phenol	ND		200	30	ug/Kg	☼	01/11/19 14:15	01/15/19 19:59	1
Pyrene	**1000**		200	23	ug/Kg	☼	01/11/19 14:15	01/15/19 19:59	1

Surrogate	*%Recovery*	*Qualifier*	*Limits*	*Prepared*	*Analyzed*	*Dil Fac*
Nitrobenzene-d5 (Surr)	*85*		*53 - 120*	*01/11/19 14:15*	*01/15/19 19:59*	*1*
Phenol-d5 (Surr)	*80*		*54 - 120*	*01/11/19 14:15*	*01/15/19 19:59*	*1*
p-Terphenyl-d14 (Surr)	*109*		*65 - 121*	*01/11/19 14:15*	*01/15/19 19:59*	*1*
2,4,6-Tribromophenol (Surr)	*108*		*54 - 120*	*01/11/19 14:15*	*01/15/19 19:59*	*1*
2-Fluorobiphenyl	*96*		*60 - 120*	*01/11/19 14:15*	*01/15/19 19:59*	*1*
2-Fluorophenol (Surr)	*76*		*52 - 120*	*01/11/19 14:15*	*01/15/19 19:59*	*1*

Method: 8081B - Organochlorine Pesticides (GC)

Analyte	Result	Qualifier	RL	MDL	Unit	D	Prepared	Analyzed	Dil Fac
4,4'-DDD	**2.1**		1.9	0.37	ug/Kg	☼	01/11/19 14:24	01/14/19 15:36	1
4,4'-DDE	**13**		1.9	0.40	ug/Kg	☼	01/11/19 14:24	01/14/19 15:36	1
4,4'-DDT	**3.0**		1.9	0.45	ug/Kg	☼	01/11/19 14:24	01/14/19 15:36	1
Aldrin	ND		1.9	0.47	ug/Kg	☼	01/11/19 14:24	01/14/19 15:36	1
alpha-BHC	ND		1.9	0.34	ug/Kg	☼	01/11/19 14:24	01/14/19 15:36	1
cis-Chlordane	ND		1.9	0.95	ug/Kg	☼	01/11/19 14:24	01/14/19 15:36	1
beta-BHC	ND		1.9	0.34	ug/Kg	☼	01/11/19 14:24	01/14/19 15:36	1
delta-BHC	ND		1.9	0.36	ug/Kg	☼	01/11/19 14:24	01/14/19 15:36	1
Dieldrin	ND		1.9	0.46	ug/Kg	☼	01/11/19 14:24	01/14/19 15:36	1
Endosulfan I	ND		1.9	0.37	ug/Kg	☼	01/11/19 14:24	01/14/19 15:36	1
Endosulfan II	ND		1.9	0.34	ug/Kg	☼	01/11/19 14:24	01/14/19 15:36	1
Endosulfan sulfate	ND	*	1.9	0.36	ug/Kg	☼	01/11/19 14:24	01/14/19 15:36	1
Endrin	ND		1.9	0.38	ug/Kg	☼	01/11/19 14:24	01/14/19 15:36	1
Endrin aldehyde	ND		1.9	0.49	ug/Kg	☼	01/11/19 14:24	01/14/19 15:36	1
Endrin ketone	**0.62**	**J**	1.9	0.47	ug/Kg	☼	01/11/19 14:24	01/14/19 15:36	1
gamma-BHC (Lindane)	ND		1.9	0.35	ug/Kg	☼	01/11/19 14:24	01/14/19 15:36	1
trans-Chlordane	ND		1.9	0.61	ug/Kg	☼	01/11/19 14:24	01/14/19 15:36	1

Client Sample Results

Client: LaBella Associates DPC
Project/Site: Webster CSD Willink Middle School

TestAmerica Job ID: 480-147726-1

Client Sample ID: BLIND DUPLICATE-01

Date Collected: 01/07/19 00:00
Date Received: 01/10/19 10:30

Lab Sample ID: 480-147726-4

Matrix: Solid
Percent Solids: 85.6

Method: 8081B - Organochlorine Pesticides (GC) (Continued)

Analyte	Result	Qualifier	RL	MDL	Unit	D	Prepared	Analyzed	Dil Fac
Heptachlor	ND		1.9	0.41	ug/Kg	☼	01/11/19 14:24	01/14/19 15:36	1
Heptachlor epoxide	ND		1.9	0.49	ug/Kg	☼	01/11/19 14:24	01/14/19 15:36	1
Methoxychlor	ND		1.9	0.39	ug/Kg	☼	01/11/19 14:24	01/14/19 15:36	1
Toxaphene	ND		19	11	ug/Kg	☼	01/11/19 14:24	01/14/19 15:36	1

Surrogate	*%Recovery*	*Qualifier*	*Limits*	*Prepared*	*Analyzed*	*Dil Fac*
DCB Decachlorobiphenyl	*87*		*45 - 120*	*01/11/19 14:24*	*01/14/19 15:36*	*1*
DCB Decachlorobiphenyl	*210*	*X*	*45 - 120*	*01/11/19 14:24*	*01/14/19 15:36*	*1*
Tetrachloro-m-xylene	*83*		*30 - 124*	*01/11/19 14:24*	*01/14/19 15:36*	*1*
Tetrachloro-m-xylene	*50*		*30 - 124*	*01/11/19 14:24*	*01/14/19 15:36*	*1*

Method: 8082A - Polychlorinated Biphenyls (PCBs) by Gas Chromatography

Analyte	Result	Qualifier	RL	MDL	Unit	D	Prepared	Analyzed	Dil Fac
PCB-1016	ND		0.20	0.040	mg/Kg	☼	01/14/19 07:37	01/17/19 16:36	1
PCB-1221	ND		0.20	0.040	mg/Kg	☼	01/14/19 07:37	01/17/19 16:36	1
PCB-1232	ND		0.20	0.040	mg/Kg	☼	01/14/19 07:37	01/17/19 16:36	1
PCB-1242	ND		0.20	0.040	mg/Kg	☼	01/14/19 07:37	01/17/19 16:36	1
PCB-1248	ND		0.20	0.040	mg/Kg	☼	01/14/19 07:37	01/17/19 16:36	1
PCB-1254	ND		0.20	0.095	mg/Kg	☼	01/14/19 07:37	01/17/19 16:36	1
PCB-1260	ND		0.20	0.095	mg/Kg	☼	01/14/19 07:37	01/17/19 16:36	1

Surrogate	*%Recovery*	*Qualifier*	*Limits*	*Prepared*	*Analyzed*	*Dil Fac*
Tetrachloro-m-xylene	*72*		*60 - 154*	*01/14/19 07:37*	*01/17/19 16:36*	*1*
Tetrachloro-m-xylene	*58*	*X*	*60 - 154*	*01/14/19 07:37*	*01/17/19 16:36*	*1*
DCB Decachlorobiphenyl	*57*	*X*	*65 - 174*	*01/14/19 07:37*	*01/17/19 16:36*	*1*
DCB Decachlorobiphenyl	*56*	*X*	*65 - 174*	*01/14/19 07:37*	*01/17/19 16:36*	*1*

Method: 6010C - Metals (ICP)

Analyte	Result	Qualifier	RL	MDL	Unit	D	Prepared	Analyzed	Dil Fac
Arsenic	**2.1**	**J**	2.4	0.48	mg/Kg	☼	01/12/19 10:29	01/14/19 12:08	1
Barium	**21.4**		0.59	0.13	mg/Kg	☼	01/12/19 10:29	01/14/19 12:08	1
Cadmium	**0.16**	**J**	0.24	0.036	mg/Kg	☼	01/12/19 10:29	01/14/19 12:08	1
Chromium	**9.7**		0.59	0.24	mg/Kg	☼	01/12/19 10:29	01/14/19 12:08	1
Lead	**7.6**		1.2	0.29	mg/Kg	☼	01/12/19 10:29	01/14/19 12:08	1
Selenium	**0.49**	**J**	4.8	0.48	mg/Kg	☼	01/12/19 10:29	01/14/19 12:08	1
Silver	ND		0.71	0.24	mg/Kg	☼	01/12/19 10:29	01/14/19 12:08	1

Method: 7471B - Mercury (CVAA)

Analyte	Result	Qualifier	RL	MDL	Unit	D	Prepared	Analyzed	Dil Fac
Mercury	**0.027**		0.024	0.0096	mg/Kg	☼	01/15/19 15:00	01/15/19 15:57	1

General Chemistry

Analyte	Result	Qualifier	RL	MDL	Unit	D	Prepared	Analyzed	Dil Fac
Cyanide, Total	ND		1.1	0.53	mg/Kg	☼	01/15/19 10:38	01/15/19 12:45	1

Client Sample Results

Client: LaBella Associates DPC
Project/Site: Webster CSD Willink Middle School

TestAmerica Job ID: 480-147726-1

Client Sample ID: MW-1

Date Collected: 01/08/19 10:00
Date Received: 01/10/19 10:30

Lab Sample ID: 480-147726-5

Matrix: Water

Method: 8260C - Volatile Organic Compounds by GC/MS

Analyte	Result	Qualifier	RL	MDL	Unit	D	Prepared	Analyzed	Dil Fac
1,1,1-Trichloroethane	ND		1.0	0.82	ug/L			01/14/19 12:40	1
1,1,2,2-Tetrachloroethane	ND		1.0	0.21	ug/L			01/14/19 12:40	1
1,1,2-Trichloroethane	ND		1.0	0.23	ug/L			01/14/19 12:40	1
1,1,2-Trichloro-1,2,2-trifluoroethane	ND		1.0	0.31	ug/L			01/14/19 12:40	1
1,1-Dichloroethane	ND		1.0	0.38	ug/L			01/14/19 12:40	1
1,1-Dichloroethene	ND		1.0	0.29	ug/L			01/14/19 12:40	1
1,2,4-Trichlorobenzene	ND		1.0	0.41	ug/L			01/14/19 12:40	1
1,2-Dibromo-3-Chloropropane	ND		1.0	0.39	ug/L			01/14/19 12:40	1
1,2-Dichlorobenzene	ND		1.0	0.79	ug/L			01/14/19 12:40	1
1,2-Dichloroethane	ND		1.0	0.21	ug/L			01/14/19 12:40	1
1,2-Dichloropropane	ND		1.0	0.72	ug/L			01/14/19 12:40	1
1,3-Dichlorobenzene	ND		1.0	0.78	ug/L			01/14/19 12:40	1
1,4-Dichlorobenzene	ND		1.0	0.84	ug/L			01/14/19 12:40	1
2-Butanone (MEK)	ND		10	1.3	ug/L			01/14/19 12:40	1
2-Hexanone	ND		5.0	1.2	ug/L			01/14/19 12:40	1
4-Methyl-2-pentanone (MIBK)	ND		5.0	2.1	ug/L			01/14/19 12:40	1
Acetone	**4.9**	**J**	10	3.0	ug/L			01/14/19 12:40	1
Benzene	ND		1.0	0.41	ug/L			01/14/19 12:40	1
Bromodichloromethane	ND		1.0	0.39	ug/L			01/14/19 12:40	1
Bromoform	ND		1.0	0.26	ug/L			01/14/19 12:40	1
Bromomethane	ND		1.0	0.69	ug/L			01/14/19 12:40	1
Carbon disulfide	ND		1.0	0.19	ug/L			01/14/19 12:40	1
Carbon tetrachloride	ND		1.0	0.27	ug/L			01/14/19 12:40	1
Chlorobenzene	ND		1.0	0.75	ug/L			01/14/19 12:40	1
Dibromochloromethane	ND		1.0	0.32	ug/L			01/14/19 12:40	1
Chloroethane	ND		1.0	0.32	ug/L			01/14/19 12:40	1
Chloroform	ND		1.0	0.34	ug/L			01/14/19 12:40	1
Chloromethane	ND		1.0	0.35	ug/L			01/14/19 12:40	1
cis-1,2-Dichloroethene	ND		1.0	0.81	ug/L			01/14/19 12:40	1
cis-1,3-Dichloropropene	ND		1.0	0.36	ug/L			01/14/19 12:40	1
Cyclohexane	ND		1.0	0.18	ug/L			01/14/19 12:40	1
Dichlorodifluoromethane	ND		1.0	0.68	ug/L			01/14/19 12:40	1
Ethylbenzene	ND		1.0	0.74	ug/L			01/14/19 12:40	1
1,2-Dibromoethane	ND		1.0	0.73	ug/L			01/14/19 12:40	1
Isopropylbenzene	ND		1.0	0.79	ug/L			01/14/19 12:40	1
Methyl acetate	ND		2.5	1.3	ug/L			01/14/19 12:40	1
Methyl tert-butyl ether	ND		1.0	0.16	ug/L			01/14/19 12:40	1
Methylcyclohexane	ND		1.0	0.16	ug/L			01/14/19 12:40	1
Methylene Chloride	ND		1.0	0.44	ug/L			01/14/19 12:40	1
Styrene	ND		1.0	0.73	ug/L			01/14/19 12:40	1
Tetrachloroethene	ND		1.0	0.36	ug/L			01/14/19 12:40	1
Toluene	ND		1.0	0.51	ug/L			01/14/19 12:40	1
trans-1,2-Dichloroethene	ND		1.0	0.90	ug/L			01/14/19 12:40	1
trans-1,3-Dichloropropene	ND		1.0	0.37	ug/L			01/14/19 12:40	1
Trichloroethene	ND		1.0	0.46	ug/L			01/14/19 12:40	1
Trichlorofluoromethane	ND		1.0	0.88	ug/L			01/14/19 12:40	1
Vinyl chloride	ND		1.0	0.90	ug/L			01/14/19 12:40	1
Xylenes, Total	ND		2.0	0.66	ug/L			01/14/19 12:40	1

Client Sample Results

Client: LaBella Associates DPC
Project/Site: Webster CSD Willink Middle School

TestAmerica Job ID: 480-147726-1

Client Sample ID: MW-1

Date Collected: 01/08/19 10:00
Date Received: 01/10/19 10:30

Lab Sample ID: 480-147726-5

Matrix: Water

Surrogate	*%Recovery*	*Qualifier*	*Limits*	*Prepared*	*Analyzed*	*Dil Fac*
Toluene-d8 (Surr)	*101*		*80 - 120*		*01/14/19 12:40*	*1*
1,2-Dichloroethane-d4 (Surr)	*108*		*77 - 120*		*01/14/19 12:40*	*1*
4-Bromofluorobenzene (Surr)	*104*		*73 - 120*		*01/14/19 12:40*	*1*
Dibromofluoromethane (Surr)	*105*		*75 - 123*		*01/14/19 12:40*	*1*

Method: 8270D SIM ID - Semivolatile Organic Compounds (GC/MS SIM / Isotope Dilution)

Analyte	Result	Qualifier	RL	MDL	Unit	D	Prepared	Analyzed	Dil Fac
1,4-Dioxane	ND		0.19	0.096	ug/L		01/14/19 07:52	01/24/19 15:36	1

Isotope Dilution	*%Recovery*	*Qualifier*	*Limits*	*Prepared*	*Analyzed*	*Dil Fac*
1,4-Dioxane-d8	*26*		*15 - 110*	*01/14/19 07:52*	*01/24/19 15:36*	*1*

Method: 8270D - Semivolatile Organic Compounds (GC/MS)

Analyte	Result	Qualifier	RL	MDL	Unit	D	Prepared	Analyzed	Dil Fac
Biphenyl	ND		5.7	0.74	ug/L		01/14/19 07:34	01/17/19 03:56	1
bis (2-chloroisopropyl) ether	ND		5.7	0.59	ug/L		01/14/19 07:34	01/17/19 03:56	1
2,4,5-Trichlorophenol	ND		5.7	0.55	ug/L		01/14/19 07:34	01/17/19 03:56	1
2,4,6-Trichlorophenol	ND		5.7	0.69	ug/L		01/14/19 07:34	01/17/19 03:56	1
2,4-Dichlorophenol	ND		5.7	0.58	ug/L		01/14/19 07:34	01/17/19 03:56	1
2,4-Dimethylphenol	ND		5.7	0.57	ug/L		01/14/19 07:34	01/17/19 03:56	1
2,4-Dinitrophenol	ND		11	2.5	ug/L		01/14/19 07:34	01/17/19 03:56	1
2,4-Dinitrotoluene	ND		5.7	0.51	ug/L		01/14/19 07:34	01/17/19 03:56	1
2,6-Dinitrotoluene	ND		5.7	0.45	ug/L		01/14/19 07:34	01/17/19 03:56	1
2-Chloronaphthalene	ND		5.7	0.52	ug/L		01/14/19 07:34	01/17/19 03:56	1
2-Chlorophenol	ND		5.7	0.60	ug/L		01/14/19 07:34	01/17/19 03:56	1
2-Methylphenol	ND		5.7	0.45	ug/L		01/14/19 07:34	01/17/19 03:56	1
2-Methylnaphthalene	ND		5.7	0.68	ug/L		01/14/19 07:34	01/17/19 03:56	1
2-Nitroaniline	ND		11	0.48	ug/L		01/14/19 07:34	01/17/19 03:56	1
2-Nitrophenol	ND		5.7	0.55	ug/L		01/14/19 07:34	01/17/19 03:56	1
3,3'-Dichlorobenzidine	ND		5.7	0.45	ug/L		01/14/19 07:34	01/17/19 03:56	1
3-Nitroaniline	ND		11	0.55	ug/L		01/14/19 07:34	01/17/19 03:56	1
4,6-Dinitro-2-methylphenol	ND	*	11	2.5	ug/L		01/14/19 07:34	01/17/19 03:56	1
4-Bromophenyl phenyl ether	ND		5.7	0.51	ug/L		01/14/19 07:34	01/17/19 03:56	1
4-Chloro-3-methylphenol	ND		5.7	0.51	ug/L		01/14/19 07:34	01/17/19 03:56	1
4-Chloroaniline	ND		5.7	0.67	ug/L		01/14/19 07:34	01/17/19 03:56	1
4-Chlorophenyl phenyl ether	ND		5.7	0.40	ug/L		01/14/19 07:34	01/17/19 03:56	1
4-Methylphenol	ND		11	0.41	ug/L		01/14/19 07:34	01/17/19 03:56	1
4-Nitroaniline	ND		11	0.28	ug/L		01/14/19 07:34	01/17/19 03:56	1
4-Nitrophenol	ND		11	1.7	ug/L		01/14/19 07:34	01/17/19 03:56	1
Acenaphthene	ND		5.7	0.47	ug/L		01/14/19 07:34	01/17/19 03:56	1
Acenaphthylene	ND		5.7	0.43	ug/L		01/14/19 07:34	01/17/19 03:56	1
Acetophenone	ND		5.7	0.61	ug/L		01/14/19 07:34	01/17/19 03:56	1
Anthracene	ND		5.7	0.32	ug/L		01/14/19 07:34	01/17/19 03:56	1
Atrazine	ND		5.7	0.52	ug/L		01/14/19 07:34	01/17/19 03:56	1
Benzaldehyde	ND		5.7	0.30	ug/L		01/14/19 07:34	01/17/19 03:56	1
Benzo[a]anthracene	ND		5.7	0.41	ug/L		01/14/19 07:34	01/17/19 03:56	1
Benzo[a]pyrene	ND		5.7	0.53	ug/L		01/14/19 07:34	01/17/19 03:56	1
Benzo[b]fluoranthene	ND		5.7	0.39	ug/L		01/14/19 07:34	01/17/19 03:56	1
Benzo[g,h,i]perylene	ND		5.7	0.40	ug/L		01/14/19 07:34	01/17/19 03:56	1
Benzo[k]fluoranthene	ND		5.7	0.83	ug/L		01/14/19 07:34	01/17/19 03:56	1
Bis(2-chloroethoxy)methane	ND		5.7	0.40	ug/L		01/14/19 07:34	01/17/19 03:56	1

Client Sample Results

Client: LaBella Associates DPC
Project/Site: Webster CSD Willink Middle School

TestAmerica Job ID: 480-147726-1

Client Sample ID: MW-1

Date Collected: 01/08/19 10:00
Date Received: 01/10/19 10:30

Lab Sample ID: 480-147726-5

Matrix: Water

Method: 8270D - Semivolatile Organic Compounds (GC/MS) (Continued)

Analyte	Result	Qualifier	RL	MDL	Unit	D	Prepared	Analyzed	Dil Fac
Bis(2-chloroethyl)ether	ND		5.7	0.45	ug/L		01/14/19 07:34	01/17/19 03:56	1
Bis(2-ethylhexyl) phthalate	ND		5.7	2.5	ug/L		01/14/19 07:34	01/17/19 03:56	1
Butyl benzyl phthalate	ND		5.7	1.1	ug/L		01/14/19 07:34	01/17/19 03:56	1
Caprolactam	**4.1**	**J**	5.7	2.5	ug/L		01/14/19 07:34	01/17/19 03:56	1
Carbazole	ND		5.7	0.34	ug/L		01/14/19 07:34	01/17/19 03:56	1
Chrysene	ND		5.7	0.38	ug/L		01/14/19 07:34	01/17/19 03:56	1
Dibenz(a,h)anthracene	ND		5.7	0.48	ug/L		01/14/19 07:34	01/17/19 03:56	1
Di-n-butyl phthalate	**0.41**	**J**	5.7	0.35	ug/L		01/14/19 07:34	01/17/19 03:56	1
Di-n-octyl phthalate	ND		5.7	0.53	ug/L		01/14/19 07:34	01/17/19 03:56	1
Dibenzofuran	ND		11	0.58	ug/L		01/14/19 07:34	01/17/19 03:56	1
Diethyl phthalate	ND		5.7	0.25	ug/L		01/14/19 07:34	01/17/19 03:56	1
Dimethyl phthalate	ND		5.7	0.41	ug/L		01/14/19 07:34	01/17/19 03:56	1
Fluoranthene	ND		5.7	0.45	ug/L		01/14/19 07:34	01/17/19 03:56	1
Fluorene	ND		5.7	0.41	ug/L		01/14/19 07:34	01/17/19 03:56	1
Hexachlorobenzene	ND		5.7	0.58	ug/L		01/14/19 07:34	01/17/19 03:56	1
Hexachlorobutadiene	ND		5.7	0.77	ug/L		01/14/19 07:34	01/17/19 03:56	1
Hexachlorocyclopentadiene	ND		5.7	0.67	ug/L		01/14/19 07:34	01/17/19 03:56	1
Hexachloroethane	ND		5.7	0.67	ug/L		01/14/19 07:34	01/17/19 03:56	1
Indeno[1,2,3-cd]pyrene	ND		5.7	0.53	ug/L		01/14/19 07:34	01/17/19 03:56	1
Isophorone	ND		5.7	0.49	ug/L		01/14/19 07:34	01/17/19 03:56	1
N-Nitrosodi-n-propylamine	ND		5.7	0.61	ug/L		01/14/19 07:34	01/17/19 03:56	1
N-Nitrosodiphenylamine	ND		5.7	0.58	ug/L		01/14/19 07:34	01/17/19 03:56	1
Naphthalene	ND		5.7	0.86	ug/L		01/14/19 07:34	01/17/19 03:56	1
Nitrobenzene	ND		5.7	0.33	ug/L		01/14/19 07:34	01/17/19 03:56	1
Pentachlorophenol	ND		11	2.5	ug/L		01/14/19 07:34	01/17/19 03:56	1
Phenanthrene	ND		5.7	0.50	ug/L		01/14/19 07:34	01/17/19 03:56	1
Phenol	ND		5.7	0.44	ug/L		01/14/19 07:34	01/17/19 03:56	1
Pyrene	ND		5.7	0.39	ug/L		01/14/19 07:34	01/17/19 03:56	1

Surrogate	*%Recovery*	*Qualifier*	*Limits*	*Prepared*	*Analyzed*	*Dil Fac*
Nitrobenzene-d5 (Surr)	*106*		*46 - 120*	*01/14/19 07:34*	*01/17/19 03:56*	*1*
Phenol-d5 (Surr)	*63*		*22 - 120*	*01/14/19 07:34*	*01/17/19 03:56*	*1*
p-Terphenyl-d14 (Surr)	*99*		*59 - 136*	*01/14/19 07:34*	*01/17/19 03:56*	*1*
2,4,6-Tribromophenol (Surr)	*117*		*41 - 120*	*01/14/19 07:34*	*01/17/19 03:56*	*1*
2-Fluorobiphenyl	*122*	*X*	*48 - 120*	*01/14/19 07:34*	*01/17/19 03:56*	*1*
2-Fluorophenol (Surr)	*69*		*35 - 120*	*01/14/19 07:34*	*01/17/19 03:56*	*1*

Method: 8015D - Glycols- Direct Injection (GC/FID)

Analyte	Result	Qualifier	RL	MDL	Unit	D	Prepared	Analyzed	Dil Fac
Glycol	ND		10	1.9	mg/L		01/11/19 09:00	01/11/19 10:36	1

Surrogate	*%Recovery*	*Qualifier*	*Limits*	*Prepared*	*Analyzed*	*Dil Fac*
1,4-Butanediol	*74*		*66 - 130*	*01/11/19 09:00*	*01/11/19 10:36*	*1*

Method: 8081B - Organochlorine Pesticides (GC)

Analyte	Result	Qualifier	RL	MDL	Unit	D	Prepared	Analyzed	Dil Fac
4,4'-DDD	ND		0.050	0.0092	ug/L		01/11/19 14:17	01/14/19 13:51	1
4,4'-DDE	ND		0.050	0.012	ug/L		01/11/19 14:17	01/14/19 13:51	1
4,4'-DDT	**0.016**	**J**	0.050	0.011	ug/L		01/11/19 14:17	01/14/19 13:51	1
Aldrin	ND		0.050	0.0081	ug/L		01/11/19 14:17	01/14/19 13:51	1

Client Sample ID: MW-1

Date Collected: 01/08/19 10:00
Date Received: 01/10/19 10:30

Lab Sample ID: 480-147726-5

Matrix: Water

Method: 8081B - Organochlorine Pesticides (GC) (Continued)

Analyte	Result	Qualifier	RL	MDL	Unit	D	Prepared	Analyzed	Dil Fac
alpha-BHC	ND		0.050	0.0077	ug/L		01/11/19 14:17	01/14/19 13:51	1
cis-Chlordane	ND		0.050	0.015	ug/L		01/11/19 14:17	01/14/19 13:51	1
beta-BHC	ND		0.050	0.025	ug/L		01/11/19 14:17	01/14/19 13:51	1
delta-BHC	ND		0.050	0.010	ug/L		01/11/19 14:17	01/14/19 13:51	1
Dieldrin	**0.11**		0.050	0.0098	ug/L		01/11/19 14:17	01/14/19 13:51	1
Endosulfan I	ND		0.050	0.011	ug/L		01/11/19 14:17	01/14/19 13:51	1
Endosulfan II	ND		0.050	0.012	ug/L		01/11/19 14:17	01/14/19 13:51	1
Endosulfan sulfate	ND		0.050	0.016	ug/L		01/11/19 14:17	01/14/19 13:51	1
Endrin	ND		0.050	0.014	ug/L		01/11/19 14:17	01/14/19 13:51	1
Endrin aldehyde	ND		0.050	0.016	ug/L		01/11/19 14:17	01/14/19 13:51	1
Endrin ketone	ND		0.050	0.012	ug/L		01/11/19 14:17	01/14/19 13:51	1
gamma-BHC (Lindane)	ND		0.050	0.0080	ug/L		01/11/19 14:17	01/14/19 13:51	1
trans-Chlordane	ND		0.050	0.011	ug/L		01/11/19 14:17	01/14/19 13:51	1
Heptachlor	ND		0.050	0.0085	ug/L		01/11/19 14:17	01/14/19 13:51	1
Heptachlor epoxide	ND		0.050	0.0074	ug/L		01/11/19 14:17	01/14/19 13:51	1
Methoxychlor	ND		0.050	0.014	ug/L		01/11/19 14:17	01/14/19 13:51	1
Toxaphene	ND		0.50	0.12	ug/L		01/11/19 14:17	01/14/19 13:51	1

Surrogate	*%Recovery*	*Qualifier*	*Limits*	*Prepared*	*Analyzed*	*Dil Fac*
DCB Decachlorobiphenyl	*30*		*20 - 120*	*01/11/19 14:17*	*01/14/19 13:51*	*1*
DCB Decachlorobiphenyl	*28*		*20 - 120*	*01/11/19 14:17*	*01/14/19 13:51*	*1*
Tetrachloro-m-xylene	*83*		*44 - 120*	*01/11/19 14:17*	*01/14/19 13:51*	*1*
Tetrachloro-m-xylene	*62*		*44 - 120*	*01/11/19 14:17*	*01/14/19 13:51*	*1*

Method: 8082A - Polychlorinated Biphenyls (PCBs) by Gas Chromatography

Analyte	Result	Qualifier	RL	MDL	Unit	D	Prepared	Analyzed	Dil Fac
PCB-1016	ND		0.50	0.18	ug/L		01/11/19 14:28	01/13/19 21:36	1
PCB-1221	ND		0.50	0.18	ug/L		01/11/19 14:28	01/13/19 21:36	1
PCB-1232	ND		0.50	0.18	ug/L		01/11/19 14:28	01/13/19 21:36	1
PCB-1242	ND		0.50	0.18	ug/L		01/11/19 14:28	01/13/19 21:36	1
PCB-1248	ND		0.50	0.18	ug/L		01/11/19 14:28	01/13/19 21:36	1
PCB-1254	ND		0.50	0.25	ug/L		01/11/19 14:28	01/13/19 21:36	1
PCB-1260	ND		0.50	0.25	ug/L		01/11/19 14:28	01/13/19 21:36	1

Surrogate	*%Recovery*	*Qualifier*	*Limits*	*Prepared*	*Analyzed*	*Dil Fac*
Tetrachloro-m-xylene	*55*		*39 - 121*	*01/11/19 14:28*	*01/13/19 21:36*	*1*
Tetrachloro-m-xylene	*57*		*39 - 121*	*01/11/19 14:28*	*01/13/19 21:36*	*1*
DCB Decachlorobiphenyl	*0*	*X*	*19 - 120*	*01/11/19 14:28*	*01/13/19 21:36*	*1*
DCB Decachlorobiphenyl	*0*	*X*	*19 - 120*	*01/11/19 14:28*	*01/13/19 21:36*	*1*

Method: 537 (modified) - Fluorinated Alkyl Substances

Analyte	Result	Qualifier	RL	MDL	Unit	D	Prepared	Analyzed	Dil Fac
Perfluorobutanoic acid (PFBA)	**62**		1.8	0.88	ng/L		01/16/19 08:45	01/16/19 23:26	1
Perfluoropentanoic acid (PFPeA)	**0.90**	**J**	1.8	0.55	ng/L		01/16/19 08:45	01/16/19 23:26	1
Perfluorohexanoic acid (PFHxA)	**2.1**		1.8	0.67	ng/L		01/16/19 08:45	01/16/19 23:26	1
Perfluoroheptanoic acid (PFHpA)	**1.0**	**J**	1.8	0.80	ng/L		01/16/19 08:45	01/16/19 23:26	1
Perfluorooctanoic acid (PFOA)	**5.0**		1.8	0.55	ng/L		01/16/19 08:45	01/16/19 23:26	1
Perfluorononanoic acid (PFNA)	**0.99**	**J**	1.8	0.24	ng/L		01/16/19 08:45	01/16/19 23:26	1
Perfluorodecanoic acid (PFDA)	**0.96**	**J**	1.8	0.67	ng/L		01/16/19 08:45	01/16/19 23:26	1
Perfluoroundecanoic acid (PFUnA)	ND		1.8	0.46	ng/L		01/16/19 08:45	01/16/19 23:26	1

Client Sample Results

Client: LaBella Associates DPC
Project/Site: Webster CSD Willink Middle School

TestAmerica Job ID: 480-147726-1

Client Sample ID: MW-1

Date Collected: 01/08/19 10:00
Date Received: 01/10/19 10:30

Lab Sample ID: 480-147726-5

Matrix: Water

Method: 537 (modified) - Fluorinated Alkyl Substances (Continued)

Analyte	Result	Qualifier	RL	MDL	Unit	D	Prepared	Analyzed	Dil Fac
Perfluorododecanoic acid (PFDoA)	ND		1.8	0.52	ng/L		01/16/19 08:45	01/16/19 23:26	1
Perfluorotridecanoic acid (PFTriA)	ND		1.8	0.53	ng/L		01/16/19 08:45	01/16/19 23:26	1
Perfluorotetradecanoic acid (PFTeA)	ND		1.8	0.81	ng/L		01/16/19 08:45	01/16/19 23:26	1
Perfluorobutanesulfonic acid (PFBS)	**8.6**		1.8	0.43	ng/L		01/16/19 08:45	01/16/19 23:26	1
Perfluorohexanesulfonic acid (PFHxS)	ND		1.8	0.70	ng/L		01/16/19 08:45	01/16/19 23:26	1
Perfluoroheptanesulfonic Acid (PFHpS)	ND		1.8	0.83	ng/L		01/16/19 08:45	01/16/19 23:26	1
Perfluorooctanesulfonic acid (PFOS)	**16**		1.8	0.53	ng/L		01/16/19 08:45	01/16/19 23:26	1
Perfluorodecanesulfonic acid (PFDS)	ND		1.8	0.79	ng/L		01/16/19 08:45	01/16/19 23:26	1
Perfluorooctanesulfonamide (PFOSA)	ND		1.8	0.56	ng/L		01/16/19 08:45	01/16/19 23:26	1
N-methylperfluorooctanesulfonamidoacetic acid (NMeFOSAA)	ND		18	1.5	ng/L		01/16/19 08:45	01/16/19 23:26	1
N-ethylperfluorooctanesulfonamidoacetic acid (NEtFOSAA)	ND		18	1.3	ng/L		01/16/19 08:45	01/16/19 23:26	1
1H,1H,2H,2H-perfluorooctanesulfonic acid (6:2)	ND		18	4.0	ng/L		01/16/19 08:45	01/16/19 23:26	1
1H,1H,2H,2H-perfluorodecanesulfonic acid (8:2)	ND		18	2.5	ng/L		01/16/19 08:45	01/16/19 23:26	1

Isotope Dilution	*%Recovery*	*Qualifier*	*Limits*	*Prepared*	*Analyzed*	*Dil Fac*
18O2 PFHxS	*108*		*50 - 150*	*01/16/19 08:45*	*01/16/19 23:26*	*1*
13C4 PFHpA	*82*		*50 - 150*	*01/16/19 08:45*	*01/16/19 23:26*	*1*
13C4 PFOA	*95*		*50 - 150*	*01/16/19 08:45*	*01/16/19 23:26*	*1*
13C4 PFOS	*78*		*50 - 150*	*01/16/19 08:45*	*01/16/19 23:26*	*1*
13C5 PFNA	*108*		*50 - 150*	*01/16/19 08:45*	*01/16/19 23:26*	*1*
13C4 PFBA	*26*		*25 - 150*	*01/16/19 08:45*	*01/16/19 23:26*	*1*
13C2 PFHxA	*58*		*50 - 150*	*01/16/19 08:45*	*01/16/19 23:26*	*1*
13C2 PFDA	*90*		*50 - 150*	*01/16/19 08:45*	*01/16/19 23:26*	*1*
13C2 PFUnA	*71*		*50 - 150*	*01/16/19 08:45*	*01/16/19 23:26*	*1*
13C2 PFDoA	*63*		*50 - 150*	*01/16/19 08:45*	*01/16/19 23:26*	*1*
13C8 FOSA	*43*		*25 - 150*	*01/16/19 08:45*	*01/16/19 23:26*	*1*
13C5 PFPeA	*44*		*25 - 150*	*01/16/19 08:45*	*01/16/19 23:26*	*1*
13C2 PFTeDA	*22*	*	*50 - 150*	*01/16/19 08:45*	*01/16/19 23:26*	*1*
d3-NMeFOSAA	*65*		*50 - 150*	*01/16/19 08:45*	*01/16/19 23:26*	*1*
d5-NEtFOSAA	*72*		*50 - 150*	*01/16/19 08:45*	*01/16/19 23:26*	*1*
M2-6:2 FTS	*205*	*	*25 - 150*	*01/16/19 08:45*	*01/16/19 23:26*	*1*
M2-8:2 FTS	*121*		*25 - 150*	*01/16/19 08:45*	*01/16/19 23:26*	*1*
13C3 PFBS	*67*		*50 - 150*	*01/16/19 08:45*	*01/16/19 23:26*	*1*

Method: 6010C - Metals (ICP) - Dissolved

Analyte	Result	Qualifier	RL	MDL	Unit	D	Prepared	Analyzed	Dil Fac
Arsenic	ND		0.015	0.0056	mg/L		02/04/19 08:30	02/04/19 14:26	1
Barium	**0.12**	**B**	0.0020	0.00070	mg/L		02/04/19 08:30	02/04/19 14:26	1
Cadmium	**0.00052**	**J**	0.0020	0.00050	mg/L		02/04/19 08:30	02/04/19 14:26	1
Chromium	ND		0.0040	0.0010	mg/L		02/04/19 08:30	02/04/19 14:26	1
Lead	ND		0.010	0.0030	mg/L		02/04/19 08:30	02/04/19 14:26	1
Selenium	ND		0.025	0.0087	mg/L		02/04/19 08:30	02/04/19 14:26	1
Silver	ND		0.0060	0.0017	mg/L		02/04/19 08:30	02/04/19 14:26	1

Client Sample Results

Client: LaBella Associates DPC
Project/Site: Webster CSD Willink Middle School

TestAmerica Job ID: 480-147726-1

Client Sample ID: MW-1

Lab Sample ID: 480-147726-5
Date Collected: 01/08/19 10:00
Matrix: Water
Date Received: 01/10/19 10:30

Method: 7470A - Mercury (CVAA) - Dissolved

Analyte	Result	Qualifier	RL	MDL	Unit	D	Prepared	Analyzed	Dil Fac
Mercury	ND		0.00020	0.00012	mg/L		02/04/19 11:12	02/04/19 13:31	1

General Chemistry

Analyte	Result	Qualifier	RL	MDL	Unit	D	Prepared	Analyzed	Dil Fac
Cyanide, Total	ND	*	0.010	0.0050	mg/L		01/16/19 14:45	01/17/19 10:47	1

Client Sample ID: ERB-01

Lab Sample ID: 480-147726-6
Date Collected: 01/08/19 10:30
Matrix: Water
Date Received: 01/10/19 10:30

Method: 537 (modified) - Fluorinated Alkyl Substances

Analyte	Result	Qualifier	RL	MDL	Unit	D	Prepared	Analyzed	Dil Fac
Perfluorobutanoic acid (PFBA)	ND		1.7	0.83	ng/L		01/16/19 08:45	01/16/19 23:42	1
Perfluoropentanoic acid (PFPeA)	ND		1.7	0.53	ng/L		01/16/19 08:45	01/16/19 23:42	1
Perfluorohexanoic acid (PFHxA)	ND		1.7	0.63	ng/L		01/16/19 08:45	01/16/19 23:42	1
Perfluoroheptanoic acid (PFHpA)	ND		1.7	0.76	ng/L		01/16/19 08:45	01/16/19 23:42	1
Perfluorooctanoic acid (PFOA)	ND	I	1.7	0.53	ng/L		01/16/19 08:45	01/16/19 23:42	1
Perfluorononanoic acid (PFNA)	ND		1.7	0.23	ng/L		01/16/19 08:45	01/16/19 23:42	1
Perfluorodecanoic acid (PFDA)	ND	I	1.7	0.64	ng/L		01/16/19 08:45	01/16/19 23:42	1
Perfluoroundecanoic acid (PFUnA)	ND	I	1.7	0.44	ng/L		01/16/19 08:45	01/16/19 23:42	1
Perfluorododecanoic acid (PFDoA)	ND		1.7	0.49	ng/L		01/16/19 08:45	01/16/19 23:42	1
Perfluorotridecanoic acid (PFTriA)	ND		1.7	0.50	ng/L		01/16/19 08:45	01/16/19 23:42	1
Perfluorotetradecanoic acid (PFTeA)	ND		1.7	0.77	ng/L		01/16/19 08:45	01/16/19 23:42	1
Perfluorobutanesulfonic acid (PFBS)	ND		1.7	0.41	ng/L		01/16/19 08:45	01/16/19 23:42	1
Perfluorohexanesulfonic acid (PFHxS)	ND		1.7	0.67	ng/L		01/16/19 08:45	01/16/19 23:42	1
Perfluoroheptanesulfonic Acid (PFHpS)	ND		1.7	0.79	ng/L		01/16/19 08:45	01/16/19 23:42	1
Perfluorooctanesulfonic acid (PFOS)	ND		1.7	0.51	ng/L		01/16/19 08:45	01/16/19 23:42	1
Perfluorodecanesulfonic acid (PFDS)	ND		1.7	0.75	ng/L		01/16/19 08:45	01/16/19 23:42	1
Perfluorooctanesulfonamide (PFOSA)	ND		1.7	0.53	ng/L		01/16/19 08:45	01/16/19 23:42	1
N-methylperfluorooctanesulfonamidoacetic acid (NMeFOSAA)	ND		17	1.4	ng/L		01/16/19 08:45	01/16/19 23:42	1
N-ethylperfluorooctanesulfonamidoacetic acid (NEtFOSAA)	ND		17	1.3	ng/L		01/16/19 08:45	01/16/19 23:42	1
1H,1H,2H,2H-perfluorooctanesulfonic acid (6:2)	ND		17	3.8	ng/L		01/16/19 08:45	01/16/19 23:42	1
1H,1H,2H,2H-perfluorodecanesulfonic acid (8:2)	ND		17	2.4	ng/L		01/16/19 08:45	01/16/19 23:42	1

Isotope Dilution	*%Recovery*	*Qualifier*	*Limits*	*Prepared*	*Analyzed*	*Dil Fac*
18O2 PFHxS	*119*		*50 - 150*	*01/16/19 08:45*	*01/16/19 23:42*	*1*
13C4 PFHpA	*117*		*50 - 150*	*01/16/19 08:45*	*01/16/19 23:42*	*1*
13C4 PFOA	*117*		*50 - 150*	*01/16/19 08:45*	*01/16/19 23:42*	*1*
13C4 PFOS	*101*		*50 - 150*	*01/16/19 08:45*	*01/16/19 23:42*	*1*
13C5 PFNA	*116*		*50 - 150*	*01/16/19 08:45*	*01/16/19 23:42*	*1*
13C4 PFBA	*93*		*25 - 150*	*01/16/19 08:45*	*01/16/19 23:42*	*1*
13C2 PFHxA	*121*		*50 - 150*	*01/16/19 08:45*	*01/16/19 23:42*	*1*
13C2 PFDA	*112*		*50 - 150*	*01/16/19 08:45*	*01/16/19 23:42*	*1*
13C2 PFUnA	*116*		*50 - 150*	*01/16/19 08:45*	*01/16/19 23:42*	*1*
13C2 PFDoA	*104*		*50 - 150*	*01/16/19 08:45*	*01/16/19 23:42*	*1*
13C8 FOSA	*71*		*25 - 150*	*01/16/19 08:45*	*01/16/19 23:42*	*1*
13C5 PFPeA	*124*		*25 - 150*	*01/16/19 08:45*	*01/16/19 23:42*	*1*

Client Sample Results

Client: LaBella Associates DPC
Project/Site: Webster CSD Willink Middle School

TestAmerica Job ID: 480-147726-1

Client Sample ID: ERB-01

Lab Sample ID: 480-147726-6
Date Collected: 01/08/19 10:30
Matrix: Water
Date Received: 01/10/19 10:30

Method: 537 (modified) - Fluorinated Alkyl Substances (Continued)

Isotope Dilution	*%Recovery*	*Qualifier*	*Limits*	*Prepared*	*Analyzed*	*Dil Fac*
13C2 PFTeDA	*103*		*50 - 150*	*01/16/19 08:45*	*01/16/19 23:42*	*1*
d3-NMeFOSAA	*93*		*50 - 150*	*01/16/19 08:45*	*01/16/19 23:42*	*1*
d5-NEtFOSAA	*100*		*50 - 150*	*01/16/19 08:45*	*01/16/19 23:42*	*1*
M2-6:2 FTS	*157*	*	*25 - 150*	*01/16/19 08:45*	*01/16/19 23:42*	*1*
M2-8:2 FTS	*112*		*25 - 150*	*01/16/19 08:45*	*01/16/19 23:42*	*1*
13C3 PFBS	*125*		*50 - 150*	*01/16/19 08:45*	*01/16/19 23:42*	*1*

Client Sample ID: FIELD BLANK-01

Lab Sample ID: 480-147726-7
Date Collected: 01/08/19 10:45
Matrix: Water
Date Received: 01/10/19 10:30

Method: 537 (modified) - Fluorinated Alkyl Substances

Analyte	Result	Qualifier	RL	MDL	Unit	D	Prepared	Analyzed	Dil Fac
Perfluorobutanoic acid (PFBA)	ND		1.7	0.83	ng/L		01/16/19 08:45	01/16/19 23:58	1
Perfluoropentanoic acid (PFPeA)	ND		1.7	0.52	ng/L		01/16/19 08:45	01/16/19 23:58	1
Perfluorohexanoic acid (PFHxA)	ND		1.7	0.63	ng/L		01/16/19 08:45	01/16/19 23:58	1
Perfluoroheptanoic acid (PFHpA)	ND		1.7	0.75	ng/L		01/16/19 08:45	01/16/19 23:58	1
Perfluorooctanoic acid (PFOA)	ND	I	1.7	0.52	ng/L		01/16/19 08:45	01/16/19 23:58	1
Perfluorononanoic acid (PFNA)	ND		1.7	0.22	ng/L		01/16/19 08:45	01/16/19 23:58	1
Perfluorodecanoic acid (PFDA)	ND	I	1.7	0.64	ng/L		01/16/19 08:45	01/16/19 23:58	1
Perfluoroundecanoic acid (PFUnA)	ND		1.7	0.44	ng/L		01/16/19 08:45	01/16/19 23:58	1
Perfluorododecanoic acid (PFDoA)	ND		1.7	0.49	ng/L		01/16/19 08:45	01/16/19 23:58	1
Perfluorotridecanoic acid (PFTriA)	ND		1.7	0.50	ng/L		01/16/19 08:45	01/16/19 23:58	1
Perfluorotetradecanoic acid (PFTeA)	ND		1.7	0.76	ng/L		01/16/19 08:45	01/16/19 23:58	1
Perfluorobutanesulfonic acid (PFBS)	ND		1.7	0.41	ng/L		01/16/19 08:45	01/16/19 23:58	1
Perfluorohexanesulfonic acid (PFHxS)	ND		1.7	0.66	ng/L		01/16/19 08:45	01/16/19 23:58	1
Perfluoroheptanesulfonic Acid (PFHpS)	ND		1.7	0.79	ng/L		01/16/19 08:45	01/16/19 23:58	1
Perfluorooctanesulfonic acid (PFOS)	ND		1.7	0.51	ng/L		01/16/19 08:45	01/16/19 23:58	1
Perfluorodecanesulfonic acid (PFDS)	ND		1.7	0.75	ng/L		01/16/19 08:45	01/16/19 23:58	1
Perfluorooctanesulfonamide (PFOSA)	ND		1.7	0.53	ng/L		01/16/19 08:45	01/16/19 23:58	1
N-methylperfluorooctanesulfonamidoacetic acid (NMeFOSAA)	ND		17	1.4	ng/L		01/16/19 08:45	01/16/19 23:58	1
N-ethylperfluorooctanesulfonamidoacetic acid (NEtFOSAA)	ND		17	1.2	ng/L		01/16/19 08:45	01/16/19 23:58	1
1H,1H,2H,2H-perfluorooctanesulfonic acid (6:2)	ND		17	3.8	ng/L		01/16/19 08:45	01/16/19 23:58	1
1H,1H,2H,2H-perfluorodecanesulfonic acid (8:2)	ND		17	2.4	ng/L		01/16/19 08:45	01/16/19 23:58	1

Isotope Dilution	*%Recovery*	*Qualifier*	*Limits*	*Prepared*	*Analyzed*	*Dil Fac*
18O2 PFHxS	*108*		*50 - 150*	*01/16/19 08:45*	*01/16/19 23:58*	*1*
13C4 PFHpA	*105*		*50 - 150*	*01/16/19 08:45*	*01/16/19 23:58*	*1*
13C4 PFOA	*112*		*50 - 150*	*01/16/19 08:45*	*01/16/19 23:58*	*1*
13C4 PFOS	*88*		*50 - 150*	*01/16/19 08:45*	*01/16/19 23:58*	*1*
13C5 PFNA	*100*		*50 - 150*	*01/16/19 08:45*	*01/16/19 23:58*	*1*
13C4 PFBA	*83*		*25 - 150*	*01/16/19 08:45*	*01/16/19 23:58*	*1*
13C2 PFHxA	*108*		*50 - 150*	*01/16/19 08:45*	*01/16/19 23:58*	*1*
13C2 PFDA	*93*		*50 - 150*	*01/16/19 08:45*	*01/16/19 23:58*	*1*
13C2 PFUnA	*101*		*50 - 150*	*01/16/19 08:45*	*01/16/19 23:58*	*1*
13C2 PFDoA	*95*		*50 - 150*	*01/16/19 08:45*	*01/16/19 23:58*	*1*

Client Sample ID: FIELD BLANK-01

Lab Sample ID: 480-147726-7
Date Collected: 01/08/19 10:45
Matrix: Water
Date Received: 01/10/19 10:30

Method: 537 (modified) - Fluorinated Alkyl Substances (Continued)

Isotope Dilution	%Recovery	Qualifier	Limits	Prepared	Analyzed	Dil Fac
13C8 FOSA	54		25 - 150	01/16/19 08:45	01/16/19 23:58	1
13C5 PFPeA	115		25 - 150	01/16/19 08:45	01/16/19 23:58	1
13C2 PFTeDA	88		50 - 150	01/16/19 08:45	01/16/19 23:58	1
d3-NMeFOSAA	79		50 - 150	01/16/19 08:45	01/16/19 23:58	1
d5-NEtFOSAA	93		50 - 150	01/16/19 08:45	01/16/19 23:58	1
M2-6:2 FTS	232	*	25 - 150	01/16/19 08:45	01/16/19 23:58	1
M2-8:2 FTS	100		25 - 150	01/16/19 08:45	01/16/19 23:58	1
13C3 PFBS	94		50 - 150	01/16/19 08:45	01/16/19 23:58	1

Client Sample ID: BLIND DUPLICATE-02

Lab Sample ID: 480-147726-8
Date Collected: 01/08/19 00:00
Matrix: Water
Date Received: 01/10/19 10:30

Method: 8260C - Volatile Organic Compounds by GC/MS

Analyte	Result	Qualifier	RL	MDL	Unit	D	Prepared	Analyzed	Dil Fac
1,1,1-Trichloroethane	ND		1.0	0.82	ug/L			01/14/19 13:07	1
1,1,2,2-Tetrachloroethane	ND		1.0	0.21	ug/L			01/14/19 13:07	1
1,1,2-Trichloroethane	ND		1.0	0.23	ug/L			01/14/19 13:07	1
1,1,2-Trichloro-1,2,2-trifluoroethane	ND		1.0	0.31	ug/L			01/14/19 13:07	1
1,1-Dichloroethane	ND		1.0	0.38	ug/L			01/14/19 13:07	1
1,1-Dichloroethene	ND		1.0	0.29	ug/L			01/14/19 13:07	1
1,2,4-Trichlorobenzene	ND		1.0	0.41	ug/L			01/14/19 13:07	1
1,2-Dibromo-3-Chloropropane	ND		1.0	0.39	ug/L			01/14/19 13:07	1
1,2-Dichlorobenzene	ND		1.0	0.79	ug/L			01/14/19 13:07	1
1,2-Dichloroethane	ND		1.0	0.21	ug/L			01/14/19 13:07	1
1,2-Dichloropropane	ND		1.0	0.72	ug/L			01/14/19 13:07	1
1,3-Dichlorobenzene	ND		1.0	0.78	ug/L			01/14/19 13:07	1
1,4-Dichlorobenzene	ND		1.0	0.84	ug/L			01/14/19 13:07	1
2-Butanone (MEK)	ND		10	1.3	ug/L			01/14/19 13:07	1
2-Hexanone	ND		5.0	1.2	ug/L			01/14/19 13:07	1
4-Methyl-2-pentanone (MIBK)	ND		5.0	2.1	ug/L			01/14/19 13:07	1
Acetone	ND		10	3.0	ug/L			01/14/19 13:07	1
Benzene	ND		1.0	0.41	ug/L			01/14/19 13:07	1
Bromodichloromethane	ND		1.0	0.39	ug/L			01/14/19 13:07	1
Bromoform	ND		1.0	0.26	ug/L			01/14/19 13:07	1
Bromomethane	ND		1.0	0.69	ug/L			01/14/19 13:07	1
Carbon disulfide	ND		1.0	0.19	ug/L			01/14/19 13:07	1
Carbon tetrachloride	ND		1.0	0.27	ug/L			01/14/19 13:07	1
Chlorobenzene	ND		1.0	0.75	ug/L			01/14/19 13:07	1
Dibromochloromethane	ND		1.0	0.32	ug/L			01/14/19 13:07	1
Chloroethane	ND		1.0	0.32	ug/L			01/14/19 13:07	1
Chloroform	ND		1.0	0.34	ug/L			01/14/19 13:07	1
Chloromethane	ND		1.0	0.35	ug/L			01/14/19 13:07	1
cis-1,2-Dichloroethene	ND		1.0	0.81	ug/L			01/14/19 13:07	1
cis-1,3-Dichloropropene	ND		1.0	0.36	ug/L			01/14/19 13:07	1
Cyclohexane	ND		1.0	0.18	ug/L			01/14/19 13:07	1
Dichlorodifluoromethane	ND		1.0	0.68	ug/L			01/14/19 13:07	1
Ethylbenzene	ND		1.0	0.74	ug/L			01/14/19 13:07	1
1,2-Dibromoethane	ND		1.0	0.73	ug/L			01/14/19 13:07	1

Client Sample ID: BLIND DUPLICATE-02

Lab Sample ID: 480-147726-8

Date Collected: 01/08/19 00:00

Matrix: Water

Date Received: 01/10/19 10:30

Method: 8260C - Volatile Organic Compounds by GC/MS (Continued)

Analyte	Result	Qualifier	RL	MDL	Unit	D	Prepared	Analyzed	Dil Fac
Isopropylbenzene	ND		1.0	0.79	ug/L			01/14/19 13:07	1
Methyl acetate	ND		2.5	1.3	ug/L			01/14/19 13:07	1
Methyl tert-butyl ether	ND		1.0	0.16	ug/L			01/14/19 13:07	1
Methylcyclohexane	ND		1.0	0.16	ug/L			01/14/19 13:07	1
Methylene Chloride	ND		1.0	0.44	ug/L			01/14/19 13:07	1
Styrene	ND		1.0	0.73	ug/L			01/14/19 13:07	1
Tetrachloroethene	ND		1.0	0.36	ug/L			01/14/19 13:07	1
Toluene	ND		1.0	0.51	ug/L			01/14/19 13:07	1
trans-1,2-Dichloroethene	ND		1.0	0.90	ug/L			01/14/19 13:07	1
trans-1,3-Dichloropropene	ND		1.0	0.37	ug/L			01/14/19 13:07	1
Trichloroethene	ND		1.0	0.46	ug/L			01/14/19 13:07	1
Trichlorofluoromethane	ND		1.0	0.88	ug/L			01/14/19 13:07	1
Vinyl chloride	ND		1.0	0.90	ug/L			01/14/19 13:07	1
Xylenes, Total	ND		2.0	0.66	ug/L			01/14/19 13:07	1

Surrogate	*%Recovery*	*Qualifier*	*Limits*	*Prepared*	*Analyzed*	*Dil Fac*
Toluene-d8 (Surr)	*101*		*80 - 120*		*01/14/19 13:07*	*1*
1,2-Dichloroethane-d4 (Surr)	*105*		*77 - 120*		*01/14/19 13:07*	*1*
4-Bromofluorobenzene (Surr)	*107*		*73 - 120*		*01/14/19 13:07*	*1*
Dibromofluoromethane (Surr)	*104*		*75 - 123*		*01/14/19 13:07*	*1*

Method: 8270D SIM ID - Semivolatile Organic Compounds (GC/MS SIM / Isotope Dilution)

Analyte	Result	Qualifier	RL	MDL	Unit	D	Prepared	Analyzed	Dil Fac
1,4-Dioxane	ND		0.20	0.10	ug/L		01/14/19 07:52	01/24/19 16:00	1

Isotope Dilution	*%Recovery*	*Qualifier*	*Limits*	*Prepared*	*Analyzed*	*Dil Fac*
1,4-Dioxane-d8	*28*		*15 - 110*	*01/14/19 07:52*	*01/24/19 16:00*	*1*

Method: 8270D - Semivolatile Organic Compounds (GC/MS)

Analyte	Result	Qualifier	RL	MDL	Unit	D	Prepared	Analyzed	Dil Fac
Biphenyl	ND		5.2	0.68	ug/L		01/14/19 07:34	01/17/19 04:25	1
bis (2-chloroisopropyl) ether	ND		5.2	0.54	ug/L		01/14/19 07:34	01/17/19 04:25	1
2,4,5-Trichlorophenol	ND		5.2	0.50	ug/L		01/14/19 07:34	01/17/19 04:25	1
2,4,6-Trichlorophenol	ND		5.2	0.64	ug/L		01/14/19 07:34	01/17/19 04:25	1
2,4-Dichlorophenol	ND		5.2	0.53	ug/L		01/14/19 07:34	01/17/19 04:25	1
2,4-Dimethylphenol	ND		5.2	0.52	ug/L		01/14/19 07:34	01/17/19 04:25	1
2,4-Dinitrophenol	ND		10	2.3	ug/L		01/14/19 07:34	01/17/19 04:25	1
2,4-Dinitrotoluene	ND		5.2	0.47	ug/L		01/14/19 07:34	01/17/19 04:25	1
2,6-Dinitrotoluene	ND		5.2	0.42	ug/L		01/14/19 07:34	01/17/19 04:25	1
2-Chloronaphthalene	ND		5.2	0.48	ug/L		01/14/19 07:34	01/17/19 04:25	1
2-Chlorophenol	ND		5.2	0.55	ug/L		01/14/19 07:34	01/17/19 04:25	1
2-Methylphenol	ND		5.2	0.42	ug/L		01/14/19 07:34	01/17/19 04:25	1
2-Methylnaphthalene	ND		5.2	0.63	ug/L		01/14/19 07:34	01/17/19 04:25	1
2-Nitroaniline	ND		10	0.44	ug/L		01/14/19 07:34	01/17/19 04:25	1
2-Nitrophenol	ND		5.2	0.50	ug/L		01/14/19 07:34	01/17/19 04:25	1
3,3'-Dichlorobenzidine	ND		5.2	0.42	ug/L		01/14/19 07:34	01/17/19 04:25	1
3-Nitroaniline	ND		10	0.50	ug/L		01/14/19 07:34	01/17/19 04:25	1
4,6-Dinitro-2-methylphenol	ND	*	10	2.3	ug/L		01/14/19 07:34	01/17/19 04:25	1
4-Bromophenyl phenyl ether	ND		5.2	0.47	ug/L		01/14/19 07:34	01/17/19 04:25	1
4-Chloro-3-methylphenol	ND		5.2	0.47	ug/L		01/14/19 07:34	01/17/19 04:25	1
4-Chloroaniline	ND		5.2	0.61	ug/L		01/14/19 07:34	01/17/19 04:25	1

Client Sample ID: BLIND DUPLICATE-02

Lab Sample ID: 480-147726-8

Date Collected: 01/08/19 00:00
Matrix: Water
Date Received: 01/10/19 10:30

Method: 8270D - Semivolatile Organic Compounds (GC/MS) (Continued)

Analyte	Result	Qualifier	RL	MDL	Unit	D	Prepared	Analyzed	Dil Fac
4-Chlorophenyl phenyl ether	ND		5.2	0.36	ug/L		01/14/19 07:34	01/17/19 04:25	1
4-Methylphenol	ND		10	0.38	ug/L		01/14/19 07:34	01/17/19 04:25	1
4-Nitroaniline	ND		10	0.26	ug/L		01/14/19 07:34	01/17/19 04:25	1
4-Nitrophenol	ND		10	1.6	ug/L		01/14/19 07:34	01/17/19 04:25	1
Acenaphthene	ND		5.2	0.43	ug/L		01/14/19 07:34	01/17/19 04:25	1
Acenaphthylene	ND		5.2	0.40	ug/L		01/14/19 07:34	01/17/19 04:25	1
Acetophenone	ND		5.2	0.56	ug/L		01/14/19 07:34	01/17/19 04:25	1
Anthracene	ND		5.2	0.29	ug/L		01/14/19 07:34	01/17/19 04:25	1
Atrazine	ND		5.2	0.48	ug/L		01/14/19 07:34	01/17/19 04:25	1
Benzaldehyde	ND		5.2	0.28	ug/L		01/14/19 07:34	01/17/19 04:25	1
Benzo[a]anthracene	ND		5.2	0.38	ug/L		01/14/19 07:34	01/17/19 04:25	1
Benzo[a]pyrene	ND		5.2	0.49	ug/L		01/14/19 07:34	01/17/19 04:25	1
Benzo[b]fluoranthene	ND		5.2	0.35	ug/L		01/14/19 07:34	01/17/19 04:25	1
Benzo[g,h,i]perylene	ND		5.2	0.36	ug/L		01/14/19 07:34	01/17/19 04:25	1
Benzo[k]fluoranthene	ND		5.2	0.76	ug/L		01/14/19 07:34	01/17/19 04:25	1
Bis(2-chloroethoxy)methane	ND		5.2	0.36	ug/L		01/14/19 07:34	01/17/19 04:25	1
Bis(2-chloroethyl)ether	ND		5.2	0.42	ug/L		01/14/19 07:34	01/17/19 04:25	1
Bis(2-ethylhexyl) phthalate	ND		5.2	2.3	ug/L		01/14/19 07:34	01/17/19 04:25	1
Butyl benzyl phthalate	ND		5.2	1.0	ug/L		01/14/19 07:34	01/17/19 04:25	1
Caprolactam	ND		5.2	2.3	ug/L		01/14/19 07:34	01/17/19 04:25	1
Carbazole	ND		5.2	0.31	ug/L		01/14/19 07:34	01/17/19 04:25	1
Chrysene	ND		5.2	0.34	ug/L		01/14/19 07:34	01/17/19 04:25	1
Dibenz(a,h)anthracene	ND		5.2	0.44	ug/L		01/14/19 07:34	01/17/19 04:25	1
Di-n-butyl phthalate	**0.48**	**J**	5.2	0.32	ug/L		01/14/19 07:34	01/17/19 04:25	1
Di-n-octyl phthalate	ND		5.2	0.49	ug/L		01/14/19 07:34	01/17/19 04:25	1
Dibenzofuran	ND		10	0.53	ug/L		01/14/19 07:34	01/17/19 04:25	1
Diethyl phthalate	ND		5.2	0.23	ug/L		01/14/19 07:34	01/17/19 04:25	1
Dimethyl phthalate	ND		5.2	0.38	ug/L		01/14/19 07:34	01/17/19 04:25	1
Fluoranthene	ND		5.2	0.42	ug/L		01/14/19 07:34	01/17/19 04:25	1
Fluorene	ND		5.2	0.38	ug/L		01/14/19 07:34	01/17/19 04:25	1
Hexachlorobenzene	ND		5.2	0.53	ug/L		01/14/19 07:34	01/17/19 04:25	1
Hexachlorobutadiene	ND		5.2	0.71	ug/L		01/14/19 07:34	01/17/19 04:25	1
Hexachlorocyclopentadiene	ND		5.2	0.61	ug/L		01/14/19 07:34	01/17/19 04:25	1
Hexachloroethane	ND		5.2	0.61	ug/L		01/14/19 07:34	01/17/19 04:25	1
Indeno[1,2,3-cd]pyrene	ND		5.2	0.49	ug/L		01/14/19 07:34	01/17/19 04:25	1
Isophorone	ND		5.2	0.45	ug/L		01/14/19 07:34	01/17/19 04:25	1
N-Nitrosodi-n-propylamine	ND		5.2	0.56	ug/L		01/14/19 07:34	01/17/19 04:25	1
N-Nitrosodiphenylamine	ND		5.2	0.53	ug/L		01/14/19 07:34	01/17/19 04:25	1
Naphthalene	ND		5.2	0.79	ug/L		01/14/19 07:34	01/17/19 04:25	1
Nitrobenzene	ND		5.2	0.30	ug/L		01/14/19 07:34	01/17/19 04:25	1
Pentachlorophenol	ND		10	2.3	ug/L		01/14/19 07:34	01/17/19 04:25	1
Phenanthrene	ND		5.2	0.46	ug/L		01/14/19 07:34	01/17/19 04:25	1
Phenol	ND		5.2	0.41	ug/L		01/14/19 07:34	01/17/19 04:25	1
Pyrene	ND		5.2	0.35	ug/L		01/14/19 07:34	01/17/19 04:25	1

Surrogate	*%Recovery*	*Qualifier*	*Limits*	*Prepared*	*Analyzed*	*Dil Fac*
Nitrobenzene-d5 (Surr)	*106*		*46 - 120*	*01/14/19 07:34*	*01/17/19 04:25*	*1*
Phenol-d5 (Surr)	*58*		*22 - 120*	*01/14/19 07:34*	*01/17/19 04:25*	*1*
p-Terphenyl-d14 (Surr)	*105*		*59 - 136*	*01/14/19 07:34*	*01/17/19 04:25*	*1*

Client Sample ID: BLIND DUPLICATE-02

Lab Sample ID: 480-147726-8

Date Collected: 01/08/19 00:00
Matrix: Water
Date Received: 01/10/19 10:30

Method: 8270D - Semivolatile Organic Compounds (GC/MS) (Continued)

Surrogate	%Recovery	Qualifier	Limits	Prepared	Analyzed	Dil Fac
2,4,6-Tribromophenol (Surr)	120		41 - 120	01/14/19 07:34	01/17/19 04:25	1
2-Fluorobiphenyl	114		48 - 120	01/14/19 07:34	01/17/19 04:25	1
2-Fluorophenol (Surr)	75		35 - 120	01/14/19 07:34	01/17/19 04:25	1

Method: 8015D - Glycols- Direct Injection (GC/FID)

Analyte	Result	Qualifier	RL	MDL	Unit	D	Prepared	Analyzed	Dil Fac
Glycol	ND		10	1.9	mg/L		01/11/19 09:00	01/11/19 11:31	1

Surrogate	%Recovery	Qualifier	Limits	Prepared	Analyzed	Dil Fac
1,4-Butanediol	83		66 - 130	01/11/19 09:00	01/11/19 11:31	1

Method: 8081B - Organochlorine Pesticides (GC)

Analyte	Result	Qualifier	RL	MDL	Unit	D	Prepared	Analyzed	Dil Fac
4,4'-DDD	ND		0.050	0.0092	ug/L		01/11/19 14:17	01/14/19 14:10	1
4,4'-DDE	ND		0.050	0.012	ug/L		01/11/19 14:17	01/14/19 14:10	1
4,4'-DDT	ND		0.050	0.011	ug/L		01/11/19 14:17	01/14/19 14:10	1
Aldrin	ND		0.050	0.0081	ug/L		01/11/19 14:17	01/14/19 14:10	1
alpha-BHC	ND		0.050	0.0077	ug/L		01/11/19 14:17	01/14/19 14:10	1
cis-Chlordane	ND		0.050	0.015	ug/L		01/11/19 14:17	01/14/19 14:10	1
beta-BHC	ND		0.050	0.025	ug/L		01/11/19 14:17	01/14/19 14:10	1
delta-BHC	ND		0.050	0.010	ug/L		01/11/19 14:17	01/14/19 14:10	1
Dieldrin	**0.13**		0.050	0.0098	ug/L		01/11/19 14:17	01/14/19 14:10	1
Endosulfan I	ND		0.050	0.011	ug/L		01/11/19 14:17	01/14/19 14:10	1
Endosulfan II	ND		0.050	0.012	ug/L		01/11/19 14:17	01/14/19 14:10	1
Endosulfan sulfate	ND		0.050	0.016	ug/L		01/11/19 14:17	01/14/19 14:10	1
Endrin	ND		0.050	0.014	ug/L		01/11/19 14:17	01/14/19 14:10	1
Endrin aldehyde	ND		0.050	0.016	ug/L		01/11/19 14:17	01/14/19 14:10	1
Endrin ketone	ND		0.050	0.012	ug/L		01/11/19 14:17	01/14/19 14:10	1
gamma-BHC (Lindane)	ND		0.050	0.0080	ug/L		01/11/19 14:17	01/14/19 14:10	1
trans-Chlordane	ND		0.050	0.011	ug/L		01/11/19 14:17	01/14/19 14:10	1
Heptachlor	ND		0.050	0.0085	ug/L		01/11/19 14:17	01/14/19 14:10	1
Heptachlor epoxide	ND		0.050	0.0074	ug/L		01/11/19 14:17	01/14/19 14:10	1
Methoxychlor	ND		0.050	0.014	ug/L		01/11/19 14:17	01/14/19 14:10	1
Toxaphene	ND		0.50	0.12	ug/L		01/11/19 14:17	01/14/19 14:10	1

Surrogate	%Recovery	Qualifier	Limits	Prepared	Analyzed	Dil Fac
DCB Decachlorobiphenyl	26		20 - 120	01/11/19 14:17	01/14/19 14:10	1
DCB Decachlorobiphenyl	27		20 - 120	01/11/19 14:17	01/14/19 14:10	1
Tetrachloro-m-xylene	73		44 - 120	01/11/19 14:17	01/14/19 14:10	1
Tetrachloro-m-xylene	57		44 - 120	01/11/19 14:17	01/14/19 14:10	1

Method: 8082A - Polychlorinated Biphenyls (PCBs) by Gas Chromatography

Analyte	Result	Qualifier	RL	MDL	Unit	D	Prepared	Analyzed	Dil Fac
PCB-1016	ND		0.50	0.18	ug/L		01/11/19 14:28	01/13/19 21:52	1
PCB-1221	ND		0.50	0.18	ug/L		01/11/19 14:28	01/13/19 21:52	1
PCB-1232	ND		0.50	0.18	ug/L		01/11/19 14:28	01/13/19 21:52	1
PCB-1242	ND		0.50	0.18	ug/L		01/11/19 14:28	01/13/19 21:52	1
PCB-1248	ND		0.50	0.18	ug/L		01/11/19 14:28	01/13/19 21:52	1
PCB-1254	ND		0.50	0.25	ug/L		01/11/19 14:28	01/13/19 21:52	1
PCB-1260	ND		0.50	0.25	ug/L		01/11/19 14:28	01/13/19 21:52	1

Client Sample ID: BLIND DUPLICATE-02

Lab Sample ID: 480-147726-8

Date Collected: 01/08/19 00:00
Matrix: Water
Date Received: 01/10/19 10:30

Surrogate	%Recovery	Qualifier	Limits	Prepared	Analyzed	Dil Fac
Tetrachloro-m-xylene	58		39 - 121	01/11/19 14:28	01/13/19 21:52	1
Tetrachloro-m-xylene	61		39 - 121	01/11/19 14:28	01/13/19 21:52	1
DCB Decachlorobiphenyl	3	X	19 - 120	01/11/19 14:28	01/13/19 21:52	1
DCB Decachlorobiphenyl	13	X	19 - 120	01/11/19 14:28	01/13/19 21:52	1

Method: 537 (modified) - Fluorinated Alkyl Substances

Analyte	Result	Qualifier	RL	MDL	Unit	D	Prepared	Analyzed	Dil Fac
Perfluorobutanoic acid (PFBA)	**62**		1.7	0.85	ng/L		01/16/19 08:45	01/17/19 00:13	1
Perfluoropentanoic acid (PFPeA)	**2.1**		1.7	0.53	ng/L		01/16/19 08:45	01/17/19 00:13	1
Perfluorohexanoic acid (PFHxA)	**1.5**	**J**	1.7	0.64	ng/L		01/16/19 08:45	01/17/19 00:13	1
Perfluoroheptanoic acid (PFHpA)	**0.80**	**J**	1.7	0.77	ng/L		01/16/19 08:45	01/17/19 00:13	1
Perfluorooctanoic acid (PFOA)	**4.1**		1.7	0.53	ng/L		01/16/19 08:45	01/17/19 00:13	1
Perfluorononanoic acid (PFNA)	**1.2**	**J I**	1.7	0.23	ng/L		01/16/19 08:45	01/17/19 00:13	1
Perfluorodecanoic acid (PFDA)	ND		1.7	0.65	ng/L		01/16/19 08:45	01/17/19 00:13	1
Perfluoroundecanoic acid (PFUnA)	ND		1.7	0.45	ng/L		01/16/19 08:45	01/17/19 00:13	1
Perfluorododecanoic acid (PFDoA)	ND		1.7	0.50	ng/L		01/16/19 08:45	01/17/19 00:13	1
Perfluorotridecanoic acid (PFTriA)	ND		1.7	0.51	ng/L		01/16/19 08:45	01/17/19 00:13	1
Perfluorotetradecanoic acid (PFTeA)	ND		1.7	0.78	ng/L		01/16/19 08:45	01/17/19 00:13	1
Perfluorobutanesulfonic acid (PFBS)	**9.4**		1.7	0.42	ng/L		01/16/19 08:45	01/17/19 00:13	1
Perfluorohexanesulfonic acid (PFHxS)	ND		1.7	0.68	ng/L		01/16/19 08:45	01/17/19 00:13	1
Perfluoroheptanesulfonic Acid (PFHpS)	ND	I	1.7	0.80	ng/L		01/16/19 08:45	01/17/19 00:13	1
Perfluorooctanesulfonic acid (PFOS)	**11**		1.7	0.52	ng/L		01/16/19 08:45	01/17/19 00:13	1
Perfluorodecanesulfonic acid (PFDS)	ND	I	1.7	0.76	ng/L		01/16/19 08:45	01/17/19 00:13	1
Perfluorooctanesulfonamide (PFOSA)	ND		1.7	0.54	ng/L		01/16/19 08:45	01/17/19 00:13	1
N-methylperfluorooctanesulfonamidoacetic acid (NMeFOSAA)	ND		17	1.4	ng/L		01/16/19 08:45	01/17/19 00:13	1
N-ethylperfluorooctanesulfonamidoacetic acid (NEtFOSAA)	ND		17	1.3	ng/L		01/16/19 08:45	01/17/19 00:13	1
1H,1H,2H,2H-perfluorooctanesulfonic acid (6:2)	ND		17	3.9	ng/L		01/16/19 08:45	01/17/19 00:13	1
1H,1H,2H,2H-perfluorodecanesulfonic acid (8:2)	ND		17	2.5	ng/L		01/16/19 08:45	01/17/19 00:13	1

Isotope Dilution	%Recovery	Qualifier	Limits	Prepared	Analyzed	Dil Fac
18O2 PFHxS	109		50 - 150	01/16/19 08:45	01/17/19 00:13	1
13C4 PFHpA	81		50 - 150	01/16/19 08:45	01/17/19 00:13	1
13C4 PFOA	102		50 - 150	01/16/19 08:45	01/17/19 00:13	1
13C4 PFOS	93		50 - 150	01/16/19 08:45	01/17/19 00:13	1
13C5 PFNA	122		50 - 150	01/16/19 08:45	01/17/19 00:13	1
13C4 PFBA	27		25 - 150	01/16/19 08:45	01/17/19 00:13	1
13C2 PFHxA	58		50 - 150	01/16/19 08:45	01/17/19 00:13	1
13C2 PFDA	107		50 - 150	01/16/19 08:45	01/17/19 00:13	1
13C2 PFUnA	101		50 - 150	01/16/19 08:45	01/17/19 00:13	1
13C2 PFDoA	87		50 - 150	01/16/19 08:45	01/17/19 00:13	1
13C8 FOSA	42		25 - 150	01/16/19 08:45	01/17/19 00:13	1
13C5 PFPeA	41		25 - 150	01/16/19 08:45	01/17/19 00:13	1
13C2 PFTeDA	20	*	50 - 150	01/16/19 08:45	01/17/19 00:13	1
d3-NMeFOSAA	72		50 - 150	01/16/19 08:45	01/17/19 00:13	1
d5-NEtFOSAA	89		50 - 150	01/16/19 08:45	01/17/19 00:13	1

Client Sample Results

Client: LaBella Associates DPC
Project/Site: Webster CSD Willink Middle School

TestAmerica Job ID: 480-147726-1

Client Sample ID: BLIND DUPLICATE-02

Lab Sample ID: 480-147726-8

Date Collected: 01/08/19 00:00
Matrix: Water
Date Received: 01/10/19 10:30

Method: 537 (modified) - Fluorinated Alkyl Substances (Continued)

Isotope Dilution	*%Recovery*	*Qualifier*	*Limits*	*Prepared*	*Analyzed*	*Dil Fac*
M2-6:2 FTS	*244*	*	*25 - 150*	*01/16/19 08:45*	*01/17/19 00:13*	*1*
M2-8:2 FTS	*144*		*25 - 150*	*01/16/19 08:45*	*01/17/19 00:13*	*1*
13C3 PFBS	*70*		*50 - 150*	*01/16/19 08:45*	*01/17/19 00:13*	*1*

Method: 6010C - Metals (ICP)

Analyte	Result	Qualifier	RL	MDL	Unit	D	Prepared	Analyzed	Dil Fac
Arsenic	**0.078**		0.015	0.0056	mg/L		01/12/19 12:17	01/14/19 20:43	1
Barium	**0.89**		0.0020	0.00070	mg/L		01/12/19 12:17	01/14/19 20:43	1
Cadmium	**0.0013**	**J**	0.0020	0.00050	mg/L		01/12/19 12:17	01/14/19 20:43	1
Chromium	**0.17**		0.0040	0.0010	mg/L		01/12/19 12:17	01/14/19 20:43	1
Lead	**0.055**		0.010	0.0030	mg/L		01/12/19 12:17	01/14/19 20:43	1
Selenium	ND		0.025	0.0087	mg/L		01/12/19 12:17	01/14/19 20:43	1
Silver	ND		0.0060	0.0017	mg/L		01/12/19 12:17	01/14/19 20:43	1

Method: 7470A - Mercury (CVAA)

Analyte	Result	Qualifier	RL	MDL	Unit	D	Prepared	Analyzed	Dil Fac
Mercury	**0.00020**		0.00020	0.00012	mg/L		01/14/19 11:30	01/14/19 15:21	1

General Chemistry

Analyte	Result	Qualifier	RL	MDL	Unit	D	Prepared	Analyzed	Dil Fac
Cyanide, Total	ND	*	0.010	0.0050	mg/L		01/16/19 14:45	01/17/19 10:48	1

Surrogate Summary

Client: LaBella Associates DPC
Project/Site: Webster CSD Willink Middle School

TestAmerica Job ID: 480-147726-1

Method: 8260C - Volatile Organic Compounds by GC/MS

Matrix: Solid **Prep Type: Total/NA**

		Percent Surrogate Recovery (Acceptance Limits)			
		TOL	DCA	BFB	DBFM
Lab Sample ID	Client Sample ID	(71-125)	(64-126)	(72-126)	(60-140)
480-147726-1	LBA-SB2	103	104	94	101
480-147726-2	LBA-SB3	103	106	92	102
480-147726-3	LBA-SB4	100	105	97	101
480-147726-4	BLIND DUPLICATE-01	102	107	92	101
LCS 480-455234/1-A	Lab Control Sample	100	105	101	102
MB 480-455234/2-A	Method Blank	101	103	98	99

Surrogate Legend

TOL = Toluene-d8 (Surr)
DCA = 1,2-Dichloroethane-d4 (Surr)
BFB = 4-Bromofluorobenzene (Surr)
DBFM = Dibromofluoromethane (Surr)

Method: 8260C - Volatile Organic Compounds by GC/MS

Matrix: Water **Prep Type: Total/NA**

		Percent Surrogate Recovery (Acceptance Limits)			
		TOL	DCA	BFB	DBFM
Lab Sample ID	Client Sample ID	(80-120)	(77-120)	(73-120)	(75-123)
480-147726-5	MW-1	101	108	104	105
480-147726-8	BLIND DUPLICATE-02	101	105	107	104
LCS 480-454857/5	Lab Control Sample	101	105	106	102
MB 480-454857/8	Method Blank	100	108	103	104

Surrogate Legend

TOL = Toluene-d8 (Surr)
DCA = 1,2-Dichloroethane-d4 (Surr)
BFB = 4-Bromofluorobenzene (Surr)
DBFM = Dibromofluoromethane (Surr)

Method: 8270D - Semivolatile Organic Compounds (GC/MS)

Matrix: Solid **Prep Type: Total/NA**

		Percent Surrogate Recovery (Acceptance Limits)					
		NBZ	PHL	TPHd14	TBP	FBP	2FP
Lab Sample ID	Client Sample ID	(53-120)	(54-120)	(65-121)	(54-120)	(60-120)	(52-120)
480-147726-1	LBA-SB2	83	81	109	107	93	76
480-147726-2	LBA-SB3	69	66	91	88	80	69
480-147726-3	LBA-SB4	83	79	112	104	91	76
480-147726-4	BLIND DUPLICATE-01	85	80	109	108	96	76
LCS 480-454744/2-A	Lab Control Sample	88	81	114	119	101	78
MB 480-454744/1-A	Method Blank	87	85	117	100	94	80

Surrogate Legend

NBZ = Nitrobenzene-d5 (Surr)
PHL = Phenol-d5 (Surr)
TPHd14 = p-Terphenyl-d14 (Surr)
TBP = 2,4,6-Tribromophenol (Surr)
FBP = 2-Fluorobiphenyl
2FP = 2-Fluorophenol (Surr)

Surrogate Summary

Client: LaBella Associates DPC
Project/Site: Webster CSD Willink Middle School

TestAmerica Job ID: 480-147726-1

Method: 8270D - Semivolatile Organic Compounds (GC/MS)

Matrix: Water **Prep Type: Total/NA**

		Percent Surrogate Recovery (Acceptance Limits)					
		NBZ	PHL	TPHd14	TBP	FBP	2FP
Lab Sample ID	Client Sample ID	(46-120)	(22-120)	(59-136)	(41-120)	(48-120)	(35-120)
480-147726-5	MW-1	106	63	99	117	122 X	69
480-147726-8	BLIND DUPLICATE-02	106	58	105	120	114	75
LCS 480-454847/2-A	Lab Control Sample	93	59	116	130 X	97	76
MB 480-454847/1-A	Method Blank	83	53	115	99	97	67

Surrogate Legend

NBZ = Nitrobenzene-d5 (Surr)
PHL = Phenol-d5 (Surr)
TPHd14 = p-Terphenyl-d14 (Surr)
TBP = 2,4,6-Tribromophenol (Surr)
FBP = 2-Fluorobiphenyl
2FP = 2-Fluorophenol (Surr)

Method: 8015D - Glycols- Direct Injection (GC/FID)

Matrix: Water **Prep Type: Total/NA**

		Percent Surrogate Recovery (Acceptance Limits)
		14BD
Lab Sample ID	Client Sample ID	(66-130)
480-147726-5	MW-1	74
480-147726-5 MS	MW-1	95
480-147726-5 MSD	MW-1	101
480-147726-8	BLIND DUPLICATE-02	83
LCS 480-454708/2-A	Lab Control Sample	101
LCSD 480-454708/3-A	Lab Control Sample Dup	100
MB 480-454708/1-A	Method Blank	97

Surrogate Legend

14BD = 1,4-Butanediol

Method: 8081B - Organochlorine Pesticides (GC)

Matrix: Solid **Prep Type: Total/NA**

		Percent Surrogate Recovery (Acceptance Limits)			
		DCBP1	DCBP2	TCX1	TCX2
Lab Sample ID	Client Sample ID	(45-120)	(45-120)	(30-124)	(30-124)
480-147726-1	LBA-SB2	89	137 X	72	54
480-147726-2	LBA-SB3	93	280 X	77	61
480-147726-2 MS	LBA-SB3	110	312 X	77	60
480-147726-2 MSD	LBA-SB3	128 X	219 X	81	59
480-147726-3	LBA-SB4	84	127 X	80	68
480-147726-4	BLIND DUPLICATE-01	87	210 X	83	50
LCS 480-454747/2-A	Lab Control Sample	101	106	73	56
MB 480-454747/1-A	Method Blank	97	115	88	54

Surrogate Legend

DCBP = DCB Decachlorobiphenyl
TCX = Tetrachloro-m-xylene

Surrogate Summary

Client: LaBella Associates DPC
Project/Site: Webster CSD Willink Middle School

TestAmerica Job ID: 480-147726-1

Method: 8081B - Organochlorine Pesticides (GC)

Matrix: Water **Prep Type: Total/NA**

		Percent Surrogate Recovery (Acceptance Limits)			
		DCBP1	DCBP2	TCX1	TCX2
Lab Sample ID	Client Sample ID	(20-120)	(20-120)	(44-120)	(44-120)
480-147726-5	MW-1	30	28	83	62
480-147726-8	BLIND DUPLICATE-02	26	27	73	57
LCS 480-454745/2-A	Lab Control Sample	38	48	75	78
LCSD 480-454745/3-A	Lab Control Sample Dup	27	34	68	64
MB 480-454745/1-A	Method Blank	57	63	85	76

Surrogate Legend

DCBP = DCB Decachlorobiphenyl

TCX = Tetrachloro-m-xylene

Method: 8082A - Polychlorinated Biphenyls (PCBs) by Gas Chromatography

Matrix: Solid **Prep Type: Total/NA**

		Percent Surrogate Recovery (Acceptance Limits)			
		TCX1	TCX2	DCBP1	DCBP2
Lab Sample ID	Client Sample ID	(60-154)	(60-154)	(65-174)	(65-174)
480-147726-1	LBA-SB2	87	73	69	69
480-147726-1 MS	LBA-SB2	106	79	80	78
480-147726-1 MSD	LBA-SB2	121	91	90	89
480-147726-2	LBA-SB3	84	62	69	64 X
480-147726-3	LBA-SB4	92	72	79	77
480-147726-4	BLIND DUPLICATE-01	72	58 X	57 X	56 X
LCS 480-454848/2-A	Lab Control Sample	132	103	106	106
MB 480-454848/1-A	Method Blank	107	84	85	85

Surrogate Legend

TCX = Tetrachloro-m-xylene

DCBP = DCB Decachlorobiphenyl

Method: 8082A - Polychlorinated Biphenyls (PCBs) by Gas Chromatography

Matrix: Water **Prep Type: Total/NA**

		Percent Surrogate Recovery (Acceptance Limits)			
		TCX1	TCX2	DCBP1	DCBP2
Lab Sample ID	Client Sample ID	(39-121)	(39-121)	(19-120)	(19-120)
480-147726-5	MW-1	55	57	0 X	0 X
480-147726-8	BLIND DUPLICATE-02	58	61	3 X	13 X
LCS 480-454749/2-A	Lab Control Sample	60	53	21	34
LCSD 480-454749/3-A	Lab Control Sample Dup	65	62	16 X	28
MB 480-454749/1-A	Method Blank	55	57	38	56

Surrogate Legend

TCX = Tetrachloro-m-xylene

DCBP = DCB Decachlorobiphenyl

Isotope Dilution Summary

Client: LaBella Associates DPC
Project/Site: Webster CSD Willink Middle School

TestAmerica Job ID: 480-147726-1

Method: 8270D SIM ID - Semivolatile Organic Compounds (GC/MS SIM / Isotope Dilution)

Matrix: Water **Prep Type: Total/NA**

		Percent Isotope Dilution Recovery (Acceptance Limits)							
Lab Sample ID	Client Sample ID	DXE (15-110)							
480-147726-5	MW-1	26							
480-147726-8	BLIND DUPLICATE-02	28							
LCS 480-454860/2-A	Lab Control Sample	28							
LCSD 480-454860/3-A	Lab Control Sample Dup	27							
MB 480-454860/1-A	Method Blank	28							

Surrogate Legend

DXE = 1,4-Dioxane-d8

Method: 537 (modified) - Fluorinated Alkyl Substances

Matrix: Water **Prep Type: Total/NA**

		Percent Isotope Dilution Recovery (Acceptance Limits)							
Lab Sample ID	Client Sample ID	PFHxS (50-150)	PFHpA (50-150)	PFOA (50-150)	PFOS (50-150)	PFNA (50-150)	PFBA (25-150)	PFHxA (50-150)	PFDA (50-150)
480-147726-5	MW-1	108	82	95	78	108	26	58	90
480-147726-6	ERB-01	119	117	117	101	116	93	121	112
480-147726-7	FIELD BLANK-01	108	105	112	88	100	83	108	93
480-147726-8	BLIND DUPLICATE-02	109	81	102	93	122	27	58	107
LCS 200-139135/2-A	Lab Control Sample	128	113	119	109	121	105	125	119
LCSD 200-139135/3-A	Lab Control Sample Dup	114	102	102	97	101	95	115	103
MB 200-139135/1-A	Method Blank	108	105	105	95	108	85	110	101

		Percent Isotope Dilution Recovery (Acceptance Limits)							
Lab Sample ID	Client Sample ID	PFUnA (50-150)	PFDoA (50-150)	PFOSA (25-150)	PFPeA (25-150)	PFTDA (50-150)	-NMeFOS/ (50-150)	-NEtFOS/ (50-150)	M262FTS (25-150)
480-147726-5	MW-1	71	63	43	44	22 *	65	72	205 *
480-147726-6	ERB-01	116	104	71	124	103	93	100	157 *
480-147726-7	FIELD BLANK-01	101	95	54	115	88	79	93	232 *
480-147726-8	BLIND DUPLICATE-02	101	87	42	41	20 *	72	89	244 *
LCS 200-139135/2-A	Lab Control Sample	117	111	71	104	110	102	111	157 *
LCSD 200-139135/3-A	Lab Control Sample Dup	106	93	63	115	89	84	98	144
MB 200-139135/1-A	Method Blank	109	99	58	110	92	85	95	147

		Percent Isotope Dilution Recovery (Acceptance Limits)	
Lab Sample ID	Client Sample ID	M282FTS (25-150)	3C3-PFBS (50-150)
480-147726-5	MW-1	121	67
480-147726-6	ERB-01	112	125
480-147726-7	FIELD BLANK-01	100	94
480-147726-8	BLIND DUPLICATE-02	144	70
LCS 200-139135/2-A	Lab Control Sample	134	120
LCSD 200-139135/3-A	Lab Control Sample Dup	114	113
MB 200-139135/1-A	Method Blank	114	107

Surrogate Legend

PFHxS = 18O2 PFHxS
PFHpA = 13C4 PFHpA
PFOA = 13C4 PFOA
PFOS = 13C4 PFOS
PFNA = 13C5 PFNA

Isotope Dilution Summary

Client: LaBella Associates DPC
Project/Site: Webster CSD Willink Middle School

TestAmerica Job ID: 480-147726-1

PFBA = 13C4 PFBA
PFHxA = 13C2 PFHxA
PFDA = 13C2 PFDA
PFUnA = 13C2 PFUnA
PFDoA = 13C2 PFDoA
PFOSA = 13C8 FOSA
PFPeA = 13C5 PFPeA
PFTDA = 13C2 PFTeDA
d3-NMeFOSAA = d3-NMeFOSAA
d5-NEtFOSAA = d5-NEtFOSAA
M262FTS = M2-6:2 FTS
M282FTS = M2-8:2 FTS
13C3-PFBS = 13C3 PFBS

Method: 8260C - Volatile Organic Compounds by GC/MS

Lab Sample ID: MB 480-454857/8
Matrix: Water
Analysis Batch: 454857

Client Sample ID: Method Blank
Prep Type: Total/NA

Analyte	MB Result	MB Qualifier	RL	MDL	Unit	D	Prepared	Analyzed	Dil Fac
1,1,1-Trichloroethane	ND		1.0	0.82	ug/L			01/14/19 11:04	1
1,1,2,2-Tetrachloroethane	ND		1.0	0.21	ug/L			01/14/19 11:04	1
1,1,2-Trichloroethane	ND		1.0	0.23	ug/L			01/14/19 11:04	1
1,1,2-Trichloro-1,2,2-trifluoroethane	ND		1.0	0.31	ug/L			01/14/19 11:04	1
1,1-Dichloroethane	ND		1.0	0.38	ug/L			01/14/19 11:04	1
1,1-Dichloroethene	ND		1.0	0.29	ug/L			01/14/19 11:04	1
1,2,4-Trichlorobenzene	ND		1.0	0.41	ug/L			01/14/19 11:04	1
1,2-Dibromo-3-Chloropropane	ND		1.0	0.39	ug/L			01/14/19 11:04	1
1,2-Dichlorobenzene	ND		1.0	0.79	ug/L			01/14/19 11:04	1
1,2-Dichloroethane	ND		1.0	0.21	ug/L			01/14/19 11:04	1
1,2-Dichloropropane	ND		1.0	0.72	ug/L			01/14/19 11:04	1
1,3-Dichlorobenzene	ND		1.0	0.78	ug/L			01/14/19 11:04	1
1,4-Dichlorobenzene	ND		1.0	0.84	ug/L			01/14/19 11:04	1
2-Butanone (MEK)	ND		10	1.3	ug/L			01/14/19 11:04	1
2-Hexanone	ND		5.0	1.2	ug/L			01/14/19 11:04	1
4-Methyl-2-pentanone (MIBK)	ND		5.0	2.1	ug/L			01/14/19 11:04	1
Acetone	ND		10	3.0	ug/L			01/14/19 11:04	1
Benzene	ND		1.0	0.41	ug/L			01/14/19 11:04	1
Bromodichloromethane	ND		1.0	0.39	ug/L			01/14/19 11:04	1
Bromoform	ND		1.0	0.26	ug/L			01/14/19 11:04	1
Bromomethane	ND		1.0	0.69	ug/L			01/14/19 11:04	1
Carbon disulfide	ND		1.0	0.19	ug/L			01/14/19 11:04	1
Carbon tetrachloride	ND		1.0	0.27	ug/L			01/14/19 11:04	1
Chlorobenzene	ND		1.0	0.75	ug/L			01/14/19 11:04	1
Dibromochloromethane	ND		1.0	0.32	ug/L			01/14/19 11:04	1
Chloroethane	ND		1.0	0.32	ug/L			01/14/19 11:04	1
Chloroform	ND		1.0	0.34	ug/L			01/14/19 11:04	1
Chloromethane	ND		1.0	0.35	ug/L			01/14/19 11:04	1
cis-1,2-Dichloroethene	ND		1.0	0.81	ug/L			01/14/19 11:04	1
cis-1,3-Dichloropropene	ND		1.0	0.36	ug/L			01/14/19 11:04	1
Cyclohexane	ND		1.0	0.18	ug/L			01/14/19 11:04	1
Dichlorodifluoromethane	ND		1.0	0.68	ug/L			01/14/19 11:04	1
Ethylbenzene	ND		1.0	0.74	ug/L			01/14/19 11:04	1
1,2-Dibromoethane	ND		1.0	0.73	ug/L			01/14/19 11:04	1
Isopropylbenzene	ND		1.0	0.79	ug/L			01/14/19 11:04	1
Methyl acetate	ND		2.5	1.3	ug/L			01/14/19 11:04	1
Methyl tert-butyl ether	ND		1.0	0.16	ug/L			01/14/19 11:04	1
Methylcyclohexane	ND		1.0	0.16	ug/L			01/14/19 11:04	1
Methylene Chloride	ND		1.0	0.44	ug/L			01/14/19 11:04	1
Styrene	ND		1.0	0.73	ug/L			01/14/19 11:04	1
Tetrachloroethene	ND		1.0	0.36	ug/L			01/14/19 11:04	1
Toluene	ND		1.0	0.51	ug/L			01/14/19 11:04	1
trans-1,2-Dichloroethene	ND		1.0	0.90	ug/L			01/14/19 11:04	1
trans-1,3-Dichloropropene	ND		1.0	0.37	ug/L			01/14/19 11:04	1
Trichloroethene	ND		1.0	0.46	ug/L			01/14/19 11:04	1
Trichlorofluoromethane	ND		1.0	0.88	ug/L			01/14/19 11:04	1
Vinyl chloride	ND		1.0	0.90	ug/L			01/14/19 11:04	1
Xylenes, Total	ND		2.0	0.66	ug/L			01/14/19 11:04	1

QC Sample Results

Client: LaBella Associates DPC
Project/Site: Webster CSD Willink Middle School

TestAmerica Job ID: 480-147726-1

Surrogate	MB %Recovery	MB Qualifier	Limits	Prepared	Analyzed	Dil Fac
Toluene-d8 (Surr)	100		80 - 120		01/14/19 11:04	1
1,2-Dichloroethane-d4 (Surr)	108		77 - 120		01/14/19 11:04	1
4-Bromofluorobenzene (Surr)	103		73 - 120		01/14/19 11:04	1
Dibromofluoromethane (Surr)	104		75 - 123		01/14/19 11:04	1

Lab Sample ID: LCS 480-454857/5
Matrix: Water
Analysis Batch: 454857

Client Sample ID: Lab Control Sample
Prep Type: Total/NA

Analyte	Spike Added	LCS Result	LCS Qualifier	Unit	D	%Rec	%Rec. Limits
1,1,1-Trichloroethane	25.0	25.2		ug/L		101	73 - 126
1,1,2,2-Tetrachloroethane	25.0	22.4		ug/L		90	76 - 120
1,1,2-Trichloroethane	25.0	22.7		ug/L		91	76 - 122
1,1,2-Trichloro-1,2,2-trifluoroethane	25.0	21.6		ug/L		86	61 - 148
1,1-Dichloroethane	25.0	23.0		ug/L		92	77 - 120
1,1-Dichloroethene	25.0	21.6		ug/L		87	66 - 127
1,2,4-Trichlorobenzene	25.0	21.4		ug/L		86	79 - 122
1,2-Dibromo-3-Chloropropane	25.0	25.3		ug/L		101	56 - 134
1,2-Dichlorobenzene	25.0	23.3		ug/L		93	80 - 124
1,2-Dichloroethane	25.0	23.5		ug/L		94	75 - 120
1,2-Dichloropropane	25.0	23.7		ug/L		95	76 - 120
1,3-Dichlorobenzene	25.0	23.5		ug/L		94	77 - 120
1,4-Dichlorobenzene	25.0	23.3		ug/L		93	80 - 120
2-Butanone (MEK)	125	113		ug/L		90	57 - 140
2-Hexanone	125	118		ug/L		94	65 - 127
4-Methyl-2-pentanone (MIBK)	125	118		ug/L		94	71 - 125
Acetone	125	113		ug/L		91	56 - 142
Benzene	25.0	22.9		ug/L		92	71 - 124
Bromodichloromethane	25.0	26.3		ug/L		105	80 - 122
Bromoform	25.0	30.0		ug/L		120	61 - 132
Bromomethane	25.0	26.5		ug/L		106	55 - 144
Carbon disulfide	25.0	21.6		ug/L		86	59 - 134
Carbon tetrachloride	25.0	25.6		ug/L		102	72 - 134
Chlorobenzene	25.0	23.6		ug/L		94	80 - 120
Dibromochloromethane	25.0	26.6		ug/L		107	75 - 125
Chloroethane	25.0	24.4		ug/L		97	69 - 136
Chloroform	25.0	23.1		ug/L		92	73 - 127
Chloromethane	25.0	27.1		ug/L		108	68 - 124
cis-1,2-Dichloroethene	25.0	22.8		ug/L		91	74 - 124
cis-1,3-Dichloropropene	25.0	23.9		ug/L		96	74 - 124
Cyclohexane	25.0	22.6		ug/L		91	59 - 135
Dichlorodifluoromethane	25.0	29.0		ug/L		116	59 - 135
Ethylbenzene	25.0	22.9		ug/L		92	77 - 123
1,2-Dibromoethane	25.0	23.0		ug/L		92	77 - 120
Isopropylbenzene	25.0	22.4		ug/L		90	77 - 122
Methyl acetate	50.0	44.6		ug/L		89	74 - 133
Methyl tert-butyl ether	25.0	23.3		ug/L		93	77 - 120
Methylcyclohexane	25.0	22.4		ug/L		90	68 - 134
Methylene Chloride	25.0	24.4		ug/L		98	75 - 124
Styrene	25.0	23.9		ug/L		95	80 - 120
Tetrachloroethene	25.0	22.4		ug/L		89	74 - 122
Toluene	25.0	21.9		ug/L		88	80 - 122
trans-1,2-Dichloroethene	25.0	22.4		ug/L		90	73 - 127

Method: 8260C - Volatile Organic Compounds by GC/MS (Continued)

Lab Sample ID: LCS 480-454857/5
Matrix: Water
Analysis Batch: 454857

Client Sample ID: Lab Control Sample
Prep Type: Total/NA

Analyte	Spike Added	LCS Result	LCS Qualifier	Unit	D	%Rec	%Rec. Limits
trans-1,3-Dichloropropene	25.0	25.3		ug/L		101	80 - 120
Trichloroethene	25.0	22.4		ug/L		90	74 - 123
Trichlorofluoromethane	25.0	24.9		ug/L		100	62 - 150
Vinyl chloride	25.0	25.9		ug/L		104	65 - 133

Surrogate	*LCS %Recovery*	*LCS Qualifier*	*Limits*
Toluene-d8 (Surr)	*101*		*80 - 120*
1,2-Dichloroethane-d4 (Surr)	*105*		*77 - 120*
4-Bromofluorobenzene (Surr)	*106*		*73 - 120*
Dibromofluoromethane (Surr)	*102*		*75 - 123*

Lab Sample ID: MB 480-455234/2-A
Matrix: Solid
Analysis Batch: 455237

Client Sample ID: Method Blank
Prep Type: Total/NA
Prep Batch: 455234

Analyte	MB Result	MB Qualifier	RL	MDL	Unit	D	Prepared	Analyzed	Dil Fac
1,1,1-Trichloroethane	ND		5.0	0.36	ug/Kg		01/16/19 08:33	01/16/19 11:10	1
1,1,2,2-Tetrachloroethane	ND		5.0	0.81	ug/Kg		01/16/19 08:33	01/16/19 11:10	1
1,1,2-Trichloroethane	ND		5.0	0.65	ug/Kg		01/16/19 08:33	01/16/19 11:10	1
1,1,2-Trichloro-1,2,2-trifluoroethane	ND		5.0	1.1	ug/Kg		01/16/19 08:33	01/16/19 11:10	1
1,1-Dichloroethane	ND		5.0	0.61	ug/Kg		01/16/19 08:33	01/16/19 11:10	1
1,1-Dichloroethene	ND		5.0	0.61	ug/Kg		01/16/19 08:33	01/16/19 11:10	1
1,2,4-Trichlorobenzene	ND		5.0	0.30	ug/Kg		01/16/19 08:33	01/16/19 11:10	1
1,2-Dibromo-3-Chloropropane	ND		5.0	2.5	ug/Kg		01/16/19 08:33	01/16/19 11:10	1
1,2-Dichlorobenzene	ND		5.0	0.39	ug/Kg		01/16/19 08:33	01/16/19 11:10	1
1,2-Dichloroethane	ND		5.0	0.25	ug/Kg		01/16/19 08:33	01/16/19 11:10	1
1,2-Dichloropropane	ND		5.0	2.5	ug/Kg		01/16/19 08:33	01/16/19 11:10	1
1,3-Dichlorobenzene	ND		5.0	0.26	ug/Kg		01/16/19 08:33	01/16/19 11:10	1
1,4-Dichlorobenzene	ND		5.0	0.70	ug/Kg		01/16/19 08:33	01/16/19 11:10	1
2-Butanone (MEK)	ND		25	1.8	ug/Kg		01/16/19 08:33	01/16/19 11:10	1
2-Hexanone	ND		25	2.5	ug/Kg		01/16/19 08:33	01/16/19 11:10	1
4-Methyl-2-pentanone (MIBK)	ND		25	1.6	ug/Kg		01/16/19 08:33	01/16/19 11:10	1
Acetone	ND		25	4.2	ug/Kg		01/16/19 08:33	01/16/19 11:10	1
Benzene	ND		5.0	0.25	ug/Kg		01/16/19 08:33	01/16/19 11:10	1
Bromodichloromethane	ND		5.0	0.67	ug/Kg		01/16/19 08:33	01/16/19 11:10	1
Bromoform	ND		5.0	2.5	ug/Kg		01/16/19 08:33	01/16/19 11:10	1
Bromomethane	ND		5.0	0.45	ug/Kg		01/16/19 08:33	01/16/19 11:10	1
Carbon disulfide	ND		5.0	2.5	ug/Kg		01/16/19 08:33	01/16/19 11:10	1
Carbon tetrachloride	ND		5.0	0.48	ug/Kg		01/16/19 08:33	01/16/19 11:10	1
Chlorobenzene	ND		5.0	0.66	ug/Kg		01/16/19 08:33	01/16/19 11:10	1
Dibromochloromethane	ND		5.0	0.64	ug/Kg		01/16/19 08:33	01/16/19 11:10	1
Chloroethane	ND		5.0	1.1	ug/Kg		01/16/19 08:33	01/16/19 11:10	1
Chloroform	ND		5.0	0.31	ug/Kg		01/16/19 08:33	01/16/19 11:10	1
Chloromethane	ND		5.0	0.30	ug/Kg		01/16/19 08:33	01/16/19 11:10	1
cis-1,2-Dichloroethene	ND		5.0	0.64	ug/Kg		01/16/19 08:33	01/16/19 11:10	1
cis-1,3-Dichloropropene	ND		5.0	0.72	ug/Kg		01/16/19 08:33	01/16/19 11:10	1
Cyclohexane	ND		5.0	0.70	ug/Kg		01/16/19 08:33	01/16/19 11:10	1
Dichlorodifluoromethane	ND		5.0	0.41	ug/Kg		01/16/19 08:33	01/16/19 11:10	1

Method: 8260C - Volatile Organic Compounds by GC/MS (Continued)

Lab Sample ID: MB 480-455234/2-A
Matrix: Solid
Analysis Batch: 455237

Client Sample ID: Method Blank
Prep Type: Total/NA
Prep Batch: 455234

Analyte	MB Result	MB Qualifier	RL	MDL	Unit	D	Prepared	Analyzed	Dil Fac
Ethylbenzene	ND		5.0	0.35	ug/Kg		01/16/19 08:33	01/16/19 11:10	1
1,2-Dibromoethane	ND		5.0	0.64	ug/Kg		01/16/19 08:33	01/16/19 11:10	1
Isopropylbenzene	ND		5.0	0.75	ug/Kg		01/16/19 08:33	01/16/19 11:10	1
Methyl acetate	ND		25	3.0	ug/Kg		01/16/19 08:33	01/16/19 11:10	1
Methyl tert-butyl ether	ND		5.0	0.49	ug/Kg		01/16/19 08:33	01/16/19 11:10	1
Methylcyclohexane	ND		5.0	0.76	ug/Kg		01/16/19 08:33	01/16/19 11:10	1
Methylene Chloride	ND		5.0	2.3	ug/Kg		01/16/19 08:33	01/16/19 11:10	1
Styrene	ND		5.0	0.25	ug/Kg		01/16/19 08:33	01/16/19 11:10	1
Tetrachloroethene	ND		5.0	0.67	ug/Kg		01/16/19 08:33	01/16/19 11:10	1
Toluene	ND		5.0	0.38	ug/Kg		01/16/19 08:33	01/16/19 11:10	1
trans-1,2-Dichloroethene	ND		5.0	0.52	ug/Kg		01/16/19 08:33	01/16/19 11:10	1
trans-1,3-Dichloropropene	ND		5.0	2.2	ug/Kg		01/16/19 08:33	01/16/19 11:10	1
Trichloroethene	ND		5.0	1.1	ug/Kg		01/16/19 08:33	01/16/19 11:10	1
Trichlorofluoromethane	ND		5.0	0.47	ug/Kg		01/16/19 08:33	01/16/19 11:10	1
Vinyl chloride	ND		5.0	0.61	ug/Kg		01/16/19 08:33	01/16/19 11:10	1
Xylenes, Total	ND		10	0.84	ug/Kg		01/16/19 08:33	01/16/19 11:10	1

Surrogate	*MB %Recovery*	*MB Qualifier*	*Limits*	*Prepared*	*Analyzed*	*Dil Fac*
Toluene-d8 (Surr)	*101*		*71 - 125*	*01/16/19 08:33*	*01/16/19 11:10*	*1*
1,2-Dichloroethane-d4 (Surr)	*103*		*64 - 126*	*01/16/19 08:33*	*01/16/19 11:10*	*1*
4-Bromofluorobenzene (Surr)	*98*		*72 - 126*	*01/16/19 08:33*	*01/16/19 11:10*	*1*
Dibromofluoromethane (Surr)	*99*		*60 - 140*	*01/16/19 08:33*	*01/16/19 11:10*	*1*

Lab Sample ID: LCS 480-455234/1-A
Matrix: Solid
Analysis Batch: 455237

Client Sample ID: Lab Control Sample
Prep Type: Total/NA
Prep Batch: 455234

Analyte	Spike Added	LCS Result	LCS Qualifier	Unit	D	%Rec	%Rec. Limits
1,1,1-Trichloroethane	50.0	48.2		ug/Kg		96	77 - 121
1,1,2,2-Tetrachloroethane	50.0	47.8		ug/Kg		96	80 - 120
1,1,2-Trichloroethane	50.0	47.8		ug/Kg		96	78 - 122
1,1,2-Trichloro-1,2,2-trifluoroetha ne	50.0	47.8		ug/Kg		96	60 - 140
1,1-Dichloroethane	50.0	48.4		ug/Kg		97	73 - 126
1,1-Dichloroethene	50.0	46.9		ug/Kg		94	59 - 125
1,2,4-Trichlorobenzene	50.0	46.3		ug/Kg		93	64 - 120
1,2-Dibromo-3-Chloropropane	50.0	47.3		ug/Kg		95	63 - 124
1,2-Dichlorobenzene	50.0	46.9		ug/Kg		94	75 - 120
1,2-Dichloroethane	50.0	50.1		ug/Kg		100	77 - 122
1,2-Dichloropropane	50.0	48.0		ug/Kg		96	75 - 124
1,3-Dichlorobenzene	50.0	47.1		ug/Kg		94	74 - 120
1,4-Dichlorobenzene	50.0	46.8		ug/Kg		94	73 - 120
2-Butanone (MEK)	250	267		ug/Kg		107	70 - 134
2-Hexanone	250	259		ug/Kg		104	59 - 130
4-Methyl-2-pentanone (MIBK)	250	254		ug/Kg		102	65 - 133
Acetone	250	276		ug/Kg		111	61 - 137
Benzene	50.0	48.1		ug/Kg		96	79 - 127
Bromodichloromethane	50.0	48.8		ug/Kg		98	80 - 122

Method: 8260C - Volatile Organic Compounds by GC/MS (Continued)

Lab Sample ID: LCS 480-455234/1-A
Matrix: Solid
Analysis Batch: 455237

Client Sample ID: Lab Control Sample
Prep Type: Total/NA
Prep Batch: 455234

Analyte	Spike Added	LCS Result	LCS Qualifier	Unit	D	%Rec	%Rec. Limits
Bromoform	50.0	50.1		ug/Kg		100	68 - 126
Bromomethane	50.0	54.9		ug/Kg		110	37 - 149
Carbon disulfide	50.0	47.9		ug/Kg		96	64 - 131
Carbon tetrachloride	50.0	49.1		ug/Kg		98	75 - 135
Chlorobenzene	50.0	46.8		ug/Kg		94	76 - 124
Dibromochloromethane	50.0	49.3		ug/Kg		99	76 - 125
Chloroethane	50.0	53.4		ug/Kg		107	69 - 135
Chloroform	50.0	48.6		ug/Kg		97	80 - 120
Chloromethane	50.0	50.7		ug/Kg		101	63 - 127
cis-1,2-Dichloroethene	50.0	47.6		ug/Kg		95	81 - 120
cis-1,3-Dichloropropene	50.0	48.3		ug/Kg		97	80 - 120
Cyclohexane	50.0	46.7		ug/Kg		93	65 - 120
Dichlorodifluoromethane	50.0	45.4		ug/Kg		91	57 - 142
Ethylbenzene	50.0	46.9		ug/Kg		94	80 - 120
1,2-Dibromoethane	50.0	48.4		ug/Kg		97	78 - 120
Isopropylbenzene	50.0	46.0		ug/Kg		92	72 - 120
Methyl acetate	100	102		ug/Kg		102	55 - 136
Methyl tert-butyl ether	50.0	50.0		ug/Kg		100	63 - 125
Methylcyclohexane	50.0	46.7		ug/Kg		93	60 - 140
Methylene Chloride	50.0	43.9		ug/Kg		88	61 - 127
Styrene	50.0	46.2		ug/Kg		92	80 - 120
Tetrachloroethene	50.0	46.5		ug/Kg		93	74 - 122
Toluene	50.0	46.6		ug/Kg		93	74 - 128
trans-1,2-Dichloroethene	50.0	47.6		ug/Kg		95	78 - 126
trans-1,3-Dichloropropene	50.0	48.3		ug/Kg		97	73 - 123
Trichloroethene	50.0	47.2		ug/Kg		94	77 - 129
Trichlorofluoromethane	50.0	51.3		ug/Kg		103	65 - 146
Vinyl chloride	50.0	51.7		ug/Kg		103	61 - 133

Surrogate	*LCS %Recovery*	*LCS Qualifier*	*Limits*
Toluene-d8 (Surr)	*100*		*71 - 125*
1,2-Dichloroethane-d4 (Surr)	*105*		*64 - 126*
4-Bromofluorobenzene (Surr)	*101*		*72 - 126*
Dibromofluoromethane (Surr)	*102*		*60 - 140*

Method: 8270D - Semivolatile Organic Compounds (GC/MS)

Lab Sample ID: MB 480-454744/1-A
Matrix: Solid
Analysis Batch: 455117

Client Sample ID: Method Blank
Prep Type: Total/NA
Prep Batch: 454744

Analyte	MB Result	MB Qualifier	RL	MDL	Unit	D	Prepared	Analyzed	Dil Fac
Biphenyl	ND		170	25	ug/Kg		01/11/19 14:15	01/15/19 15:50	1
bis (2-chloroisopropyl) ether	ND		170	34	ug/Kg		01/11/19 14:15	01/15/19 15:50	1
2,4,5-Trichlorophenol	ND		170	46	ug/Kg		01/11/19 14:15	01/15/19 15:50	1
2,4,6-Trichlorophenol	ND		170	34	ug/Kg		01/11/19 14:15	01/15/19 15:50	1
2,4-Dichlorophenol	ND		170	18	ug/Kg		01/11/19 14:15	01/15/19 15:50	1
2,4-Dimethylphenol	ND		170	41	ug/Kg		01/11/19 14:15	01/15/19 15:50	1

Method: 8270D - Semivolatile Organic Compounds (GC/MS) (Continued)

Lab Sample ID: MB 480-454744/1-A
Matrix: Solid
Analysis Batch: 455117

Client Sample ID: Method Blank
Prep Type: Total/NA
Prep Batch: 454744

Analyte	MB Result	MB Qualifier	RL	MDL	Unit	D	Prepared	Analyzed	Dil Fac
2,4-Dinitrophenol	ND		1600	780	ug/Kg		01/11/19 14:15	01/15/19 15:50	1
2,4-Dinitrotoluene	ND		170	35	ug/Kg		01/11/19 14:15	01/15/19 15:50	1
2,6-Dinitrotoluene	ND		170	20	ug/Kg		01/11/19 14:15	01/15/19 15:50	1
2-Chloronaphthalene	ND		170	28	ug/Kg		01/11/19 14:15	01/15/19 15:50	1
2-Chlorophenol	ND		170	31	ug/Kg		01/11/19 14:15	01/15/19 15:50	1
2-Methylphenol	ND		170	20	ug/Kg		01/11/19 14:15	01/15/19 15:50	1
2-Methylnaphthalene	ND		170	34	ug/Kg		01/11/19 14:15	01/15/19 15:50	1
2-Nitroaniline	ND		330	25	ug/Kg		01/11/19 14:15	01/15/19 15:50	1
2-Nitrophenol	ND		170	48	ug/Kg		01/11/19 14:15	01/15/19 15:50	1
3,3'-Dichlorobenzidine	ND		330	200	ug/Kg		01/11/19 14:15	01/15/19 15:50	1
3-Nitroaniline	ND		330	47	ug/Kg		01/11/19 14:15	01/15/19 15:50	1
4,6-Dinitro-2-methylphenol	ND		330	170	ug/Kg		01/11/19 14:15	01/15/19 15:50	1
4-Bromophenyl phenyl ether	ND		170	24	ug/Kg		01/11/19 14:15	01/15/19 15:50	1
4-Chloro-3-methylphenol	ND		170	42	ug/Kg		01/11/19 14:15	01/15/19 15:50	1
4-Chloroaniline	ND		170	42	ug/Kg		01/11/19 14:15	01/15/19 15:50	1
4-Chlorophenyl phenyl ether	ND		170	21	ug/Kg		01/11/19 14:15	01/15/19 15:50	1
4-Methylphenol	ND		330	20	ug/Kg		01/11/19 14:15	01/15/19 15:50	1
4-Nitroaniline	ND		330	88	ug/Kg		01/11/19 14:15	01/15/19 15:50	1
4-Nitrophenol	ND		330	120	ug/Kg		01/11/19 14:15	01/15/19 15:50	1
Acenaphthene	ND		170	25	ug/Kg		01/11/19 14:15	01/15/19 15:50	1
Acenaphthylene	ND		170	22	ug/Kg		01/11/19 14:15	01/15/19 15:50	1
Acetophenone	ND		170	23	ug/Kg		01/11/19 14:15	01/15/19 15:50	1
Anthracene	ND		170	42	ug/Kg		01/11/19 14:15	01/15/19 15:50	1
Atrazine	ND		170	59	ug/Kg		01/11/19 14:15	01/15/19 15:50	1
Benzaldehyde	ND		170	130	ug/Kg		01/11/19 14:15	01/15/19 15:50	1
Benzo[a]anthracene	ND		170	17	ug/Kg		01/11/19 14:15	01/15/19 15:50	1
Benzo[a]pyrene	ND		170	25	ug/Kg		01/11/19 14:15	01/15/19 15:50	1
Benzo[b]fluoranthene	ND		170	27	ug/Kg		01/11/19 14:15	01/15/19 15:50	1
Benzo[g,h,i]perylene	ND		170	18	ug/Kg		01/11/19 14:15	01/15/19 15:50	1
Benzo[k]fluoranthene	ND		170	22	ug/Kg		01/11/19 14:15	01/15/19 15:50	1
Bis(2-chloroethoxy)methane	ND		170	36	ug/Kg		01/11/19 14:15	01/15/19 15:50	1
Bis(2-chloroethyl)ether	ND		170	22	ug/Kg		01/11/19 14:15	01/15/19 15:50	1
Bis(2-ethylhexyl) phthalate	ND		170	58	ug/Kg		01/11/19 14:15	01/15/19 15:50	1
Butyl benzyl phthalate	ND		170	28	ug/Kg		01/11/19 14:15	01/15/19 15:50	1
Caprolactam	ND		170	51	ug/Kg		01/11/19 14:15	01/15/19 15:50	1
Carbazole	ND		170	20	ug/Kg		01/11/19 14:15	01/15/19 15:50	1
Chrysene	ND		170	38	ug/Kg		01/11/19 14:15	01/15/19 15:50	1
Dibenz(a,h)anthracene	ND		170	30	ug/Kg		01/11/19 14:15	01/15/19 15:50	1
Di-n-butyl phthalate	ND		170	29	ug/Kg		01/11/19 14:15	01/15/19 15:50	1
Di-n-octyl phthalate	ND		170	20	ug/Kg		01/11/19 14:15	01/15/19 15:50	1
Dibenzofuran	ND		170	20	ug/Kg		01/11/19 14:15	01/15/19 15:50	1
Diethyl phthalate	ND		170	22	ug/Kg		01/11/19 14:15	01/15/19 15:50	1
Dimethyl phthalate	ND		170	20	ug/Kg		01/11/19 14:15	01/15/19 15:50	1
Fluoranthene	ND		170	18	ug/Kg		01/11/19 14:15	01/15/19 15:50	1
Fluorene	ND		170	20	ug/Kg		01/11/19 14:15	01/15/19 15:50	1
Hexachlorobenzene	ND		170	23	ug/Kg		01/11/19 14:15	01/15/19 15:50	1
Hexachlorobutadiene	ND		170	25	ug/Kg		01/11/19 14:15	01/15/19 15:50	1
Hexachlorocyclopentadiene	ND		170	23	ug/Kg		01/11/19 14:15	01/15/19 15:50	1

Method: 8270D - Semivolatile Organic Compounds (GC/MS) (Continued)

Lab Sample ID: MB 480-454744/1-A
Matrix: Solid
Analysis Batch: 455117

Client Sample ID: Method Blank
Prep Type: Total/NA
Prep Batch: 454744

Analyte	MB Result	MB Qualifier	RL	MDL	Unit	D	Prepared	Analyzed	Dil Fac
Hexachloroethane	ND		170	22	ug/Kg		01/11/19 14:15	01/15/19 15:50	1
Indeno[1,2,3-cd]pyrene	ND		170	21	ug/Kg		01/11/19 14:15	01/15/19 15:50	1
Isophorone	ND		170	36	ug/Kg		01/11/19 14:15	01/15/19 15:50	1
N-Nitrosodi-n-propylamine	ND		170	29	ug/Kg		01/11/19 14:15	01/15/19 15:50	1
N-Nitrosodiphenylamine	ND		170	140	ug/Kg		01/11/19 14:15	01/15/19 15:50	1
Naphthalene	ND		170	22	ug/Kg		01/11/19 14:15	01/15/19 15:50	1
Nitrobenzene	ND		170	19	ug/Kg		01/11/19 14:15	01/15/19 15:50	1
Pentachlorophenol	ND		330	170	ug/Kg		01/11/19 14:15	01/15/19 15:50	1
Phenanthrene	ND		170	25	ug/Kg		01/11/19 14:15	01/15/19 15:50	1
Phenol	ND		170	26	ug/Kg		01/11/19 14:15	01/15/19 15:50	1
Pyrene	ND		170	20	ug/Kg		01/11/19 14:15	01/15/19 15:50	1

Surrogate	*MB %Recovery*	*MB Qualifier*	*Limits*	*Prepared*	*Analyzed*	*Dil Fac*
Nitrobenzene-d5 (Surr)	*87*		*53 - 120*	*01/11/19 14:15*	*01/15/19 15:50*	*1*
Phenol-d5 (Surr)	*85*		*54 - 120*	*01/11/19 14:15*	*01/15/19 15:50*	*1*
p-Terphenyl-d14 (Surr)	*117*		*65 - 121*	*01/11/19 14:15*	*01/15/19 15:50*	*1*
2,4,6-Tribromophenol (Surr)	*100*		*54 - 120*	*01/11/19 14:15*	*01/15/19 15:50*	*1*
2-Fluorobiphenyl	*94*		*60 - 120*	*01/11/19 14:15*	*01/15/19 15:50*	*1*
2-Fluorophenol (Surr)	*80*		*52 - 120*	*01/11/19 14:15*	*01/15/19 15:50*	*1*

Lab Sample ID: LCS 480-454744/2-A
Matrix: Solid
Analysis Batch: 455117

Client Sample ID: Lab Control Sample
Prep Type: Total/NA
Prep Batch: 454744

Analyte	Spike Added	LCS Result	LCS Qualifier	Unit	D	%Rec	%Rec. Limits
Biphenyl	1630	1590		ug/Kg		98	59 - 120
bis (2-chloroisopropyl) ether	1630	819		ug/Kg		50	44 - 120
2,4,5-Trichlorophenol	1630	1610		ug/Kg		99	59 - 126
2,4,6-Trichlorophenol	1630	1640		ug/Kg		101	59 - 123
2,4-Dichlorophenol	1630	1460		ug/Kg		90	61 - 120
2,4-Dimethylphenol	1630	1470		ug/Kg		90	59 - 120
2,4-Dinitrophenol	3250	2240		ug/Kg		69	41 - 146
2,4-Dinitrotoluene	1630	1530		ug/Kg		94	63 - 120
2,6-Dinitrotoluene	1630	1560		ug/Kg		96	66 - 120
2-Chloronaphthalene	1630	1550		ug/Kg		96	57 - 120
2-Chlorophenol	1630	1300		ug/Kg		80	53 - 120
2-Methylphenol	1630	1300		ug/Kg		80	54 - 120
2-Methylnaphthalene	1630	1500		ug/Kg		92	59 - 120
2-Nitroaniline	1630	1420		ug/Kg		87	61 - 120
2-Nitrophenol	1630	1480		ug/Kg		91	56 - 120
3,3'-Dichlorobenzidine	3250	2490		ug/Kg		76	54 - 120
3-Nitroaniline	1630	1060		ug/Kg		65	48 - 120
4,6-Dinitro-2-methylphenol	3250	3240		ug/Kg		100	49 - 122
4-Bromophenyl phenyl ether	1630	1710		ug/Kg		105	58 - 120
4-Chloro-3-methylphenol	1630	1460		ug/Kg		90	61 - 120
4-Chloroaniline	1630	980		ug/Kg		60	38 - 120
4-Chlorophenyl phenyl ether	1630	1580		ug/Kg		97	63 - 124
4-Methylphenol	1630	1320		ug/Kg		81	55 - 120

Method: 8270D - Semivolatile Organic Compounds (GC/MS) (Continued)

Lab Sample ID: LCS 480-454744/2-A
Matrix: Solid
Analysis Batch: 455117

Client Sample ID: Lab Control Sample
Prep Type: Total/NA
Prep Batch: 454744

Analyte	Spike Added	LCS Result	LCS Qualifier	Unit	D	%Rec	%Rec. Limits
4-Nitroaniline	1630	1420		ug/Kg		87	56 - 120
4-Nitrophenol	3250	3300		ug/Kg		101	43 - 147
Acenaphthene	1630	1530		ug/Kg		94	62 - 120
Acenaphthylene	1630	1630		ug/Kg		100	58 - 121
Acetophenone	1630	1350		ug/Kg		83	54 - 120
Anthracene	1630	1650		ug/Kg		101	62 - 120
Atrazine	3250	2950		ug/Kg		91	60 - 127
Benzaldehyde	3250	2050		ug/Kg		63	10 - 150
Benzo[a]anthracene	1630	1560		ug/Kg		96	65 - 120
Benzo[a]pyrene	1630	1690		ug/Kg		104	64 - 120
Benzo[b]fluoranthene	1630	1760		ug/Kg		108	64 - 120
Benzo[g,h,i]perylene	1630	1750		ug/Kg		107	45 - 145
Benzo[k]fluoranthene	1630	1590		ug/Kg		98	65 - 120
Bis(2-chloroethoxy)methane	1630	1360		ug/Kg		83	55 - 120
Bis(2-chloroethyl)ether	1630	1190		ug/Kg		73	45 - 120
Bis(2-ethylhexyl) phthalate	1630	1730		ug/Kg		106	61 - 133
Butyl benzyl phthalate	1630	1700		ug/Kg		104	61 - 129
Caprolactam	3250	2600		ug/Kg		80	47 - 120
Carbazole	1630	1570		ug/Kg		97	65 - 120
Chrysene	1630	1570		ug/Kg		97	64 - 120
Dibenz(a,h)anthracene	1630	1800		ug/Kg		110	54 - 132
Di-n-butyl phthalate	1630	1660		ug/Kg		102	58 - 130
Di-n-octyl phthalate	1630	1600		ug/Kg		98	57 - 133
Dibenzofuran	1630	1560		ug/Kg		96	63 - 120
Diethyl phthalate	1630	1650		ug/Kg		102	66 - 120
Dimethyl phthalate	1630	1580		ug/Kg		97	65 - 124
Fluoranthene	1630	1550		ug/Kg		95	62 - 120
Fluorene	1630	1550		ug/Kg		95	63 - 120
Hexachlorobenzene	1630	1810		ug/Kg		111	60 - 120
Hexachlorobutadiene	1630	1600		ug/Kg		99	45 - 120
Hexachlorocyclopentadiene	1630	1800		ug/Kg		111	47 - 120
Hexachloroethane	1630	1240		ug/Kg		76	41 - 120
Indeno[1,2,3-cd]pyrene	1630	1760		ug/Kg		108	56 - 134
Isophorone	1630	1360		ug/Kg		83	56 - 120
N-Nitrosodi-n-propylamine	1630	1210		ug/Kg		74	52 - 120
N-Nitrosodiphenylamine	1630	1700		ug/Kg		104	51 - 128
Naphthalene	1630	1400		ug/Kg		86	55 - 120
Nitrobenzene	1630	1300		ug/Kg		80	54 - 120
Pentachlorophenol	3250	3110		ug/Kg		96	51 - 120
Phenanthrene	1630	1580		ug/Kg		97	60 - 120
Phenol	1630	1220		ug/Kg		75	53 - 120
Pyrene	1630	1830		ug/Kg		112	61 - 133

Surrogate	*LCS %Recovery*	*LCS Qualifier*	*Limits*
Nitrobenzene-d5 (Surr)	*88*		*53 - 120*
Phenol-d5 (Surr)	*81*		*54 - 120*
p-Terphenyl-d14 (Surr)	*114*		*65 - 121*
2,4,6-Tribromophenol (Surr)	*119*		*54 - 120*

Method: 8270D - Semivolatile Organic Compounds (GC/MS) (Continued)

Lab Sample ID: LCS 480-454744/2-A
Matrix: Solid
Analysis Batch: 455117

Client Sample ID: Lab Control Sample
Prep Type: Total/NA
Prep Batch: 454744

Surrogate	*LCS %Recovery*	*LCS Qualifier*	*Limits*
2-Fluorobiphenyl	*101*		*60 - 120*
2-Fluorophenol (Surr)	*78*		*52 - 120*

Lab Sample ID: MB 480-454847/1-A
Matrix: Water
Analysis Batch: 455270

Client Sample ID: Method Blank
Prep Type: Total/NA
Prep Batch: 454847

Analyte	MB Result	MB Qualifier	RL	MDL	Unit	D	Prepared	Analyzed	Dil Fac
Biphenyl	ND		5.0	0.65	ug/L		01/14/19 07:34	01/17/19 01:34	1
bis (2-chloroisopropyl) ether	ND		5.0	0.52	ug/L		01/14/19 07:34	01/17/19 01:34	1
2,4,5-Trichlorophenol	ND		5.0	0.48	ug/L		01/14/19 07:34	01/17/19 01:34	1
2,4,6-Trichlorophenol	ND		5.0	0.61	ug/L		01/14/19 07:34	01/17/19 01:34	1
2,4-Dichlorophenol	ND		5.0	0.51	ug/L		01/14/19 07:34	01/17/19 01:34	1
2,4-Dimethylphenol	ND		5.0	0.50	ug/L		01/14/19 07:34	01/17/19 01:34	1
2,4-Dinitrophenol	ND		10	2.2	ug/L		01/14/19 07:34	01/17/19 01:34	1
2,4-Dinitrotoluene	ND		5.0	0.45	ug/L		01/14/19 07:34	01/17/19 01:34	1
2,6-Dinitrotoluene	ND		5.0	0.40	ug/L		01/14/19 07:34	01/17/19 01:34	1
2-Chloronaphthalene	ND		5.0	0.46	ug/L		01/14/19 07:34	01/17/19 01:34	1
2-Chlorophenol	ND		5.0	0.53	ug/L		01/14/19 07:34	01/17/19 01:34	1
2-Methylphenol	ND		5.0	0.40	ug/L		01/14/19 07:34	01/17/19 01:34	1
2-Methylnaphthalene	ND		5.0	0.60	ug/L		01/14/19 07:34	01/17/19 01:34	1
2-Nitroaniline	ND		10	0.42	ug/L		01/14/19 07:34	01/17/19 01:34	1
2-Nitrophenol	ND		5.0	0.48	ug/L		01/14/19 07:34	01/17/19 01:34	1
3,3'-Dichlorobenzidine	ND		5.0	0.40	ug/L		01/14/19 07:34	01/17/19 01:34	1
3-Nitroaniline	ND		10	0.48	ug/L		01/14/19 07:34	01/17/19 01:34	1
4,6-Dinitro-2-methylphenol	ND		10	2.2	ug/L		01/14/19 07:34	01/17/19 01:34	1
4-Bromophenyl phenyl ether	ND		5.0	0.45	ug/L		01/14/19 07:34	01/17/19 01:34	1
4-Chloro-3-methylphenol	ND		5.0	0.45	ug/L		01/14/19 07:34	01/17/19 01:34	1
4-Chloroaniline	ND		5.0	0.59	ug/L		01/14/19 07:34	01/17/19 01:34	1
4-Chlorophenyl phenyl ether	ND		5.0	0.35	ug/L		01/14/19 07:34	01/17/19 01:34	1
4-Methylphenol	ND		10	0.36	ug/L		01/14/19 07:34	01/17/19 01:34	1
4-Nitroaniline	ND		10	0.25	ug/L		01/14/19 07:34	01/17/19 01:34	1
4-Nitrophenol	ND		10	1.5	ug/L		01/14/19 07:34	01/17/19 01:34	1
Acenaphthene	ND		5.0	0.41	ug/L		01/14/19 07:34	01/17/19 01:34	1
Acenaphthylene	ND		5.0	0.38	ug/L		01/14/19 07:34	01/17/19 01:34	1
Acetophenone	ND		5.0	0.54	ug/L		01/14/19 07:34	01/17/19 01:34	1
Anthracene	ND		5.0	0.28	ug/L		01/14/19 07:34	01/17/19 01:34	1
Atrazine	ND		5.0	0.46	ug/L		01/14/19 07:34	01/17/19 01:34	1
Benzaldehyde	ND		5.0	0.27	ug/L		01/14/19 07:34	01/17/19 01:34	1
Benzo[a]anthracene	ND		5.0	0.36	ug/L		01/14/19 07:34	01/17/19 01:34	1
Benzo[a]pyrene	ND		5.0	0.47	ug/L		01/14/19 07:34	01/17/19 01:34	1
Benzo[b]fluoranthene	ND		5.0	0.34	ug/L		01/14/19 07:34	01/17/19 01:34	1
Benzo[g,h,i]perylene	ND		5.0	0.35	ug/L		01/14/19 07:34	01/17/19 01:34	1
Benzo[k]fluoranthene	ND		5.0	0.73	ug/L		01/14/19 07:34	01/17/19 01:34	1
Bis(2-chloroethoxy)methane	ND		5.0	0.35	ug/L		01/14/19 07:34	01/17/19 01:34	1
Bis(2-chloroethyl)ether	ND		5.0	0.40	ug/L		01/14/19 07:34	01/17/19 01:34	1
Bis(2-ethylhexyl) phthalate	ND		5.0	2.2	ug/L		01/14/19 07:34	01/17/19 01:34	1
Butyl benzyl phthalate	ND		5.0	1.0	ug/L		01/14/19 07:34	01/17/19 01:34	1

Method: 8270D - Semivolatile Organic Compounds (GC/MS) (Continued)

Lab Sample ID: MB 480-454847/1-A
Matrix: Water
Analysis Batch: 455270

Client Sample ID: Method Blank
Prep Type: Total/NA
Prep Batch: 454847

Analyte	MB Result	MB Qualifier	RL	MDL	Unit	D	Prepared	Analyzed	Dil Fac
Caprolactam	ND		5.0	2.2	ug/L		01/14/19 07:34	01/17/19 01:34	1
Carbazole	ND		5.0	0.30	ug/L		01/14/19 07:34	01/17/19 01:34	1
Chrysene	ND		5.0	0.33	ug/L		01/14/19 07:34	01/17/19 01:34	1
Dibenz(a,h)anthracene	ND		5.0	0.42	ug/L		01/14/19 07:34	01/17/19 01:34	1
Di-n-butyl phthalate	ND		5.0	0.31	ug/L		01/14/19 07:34	01/17/19 01:34	1
Di-n-octyl phthalate	ND		5.0	0.47	ug/L		01/14/19 07:34	01/17/19 01:34	1
Dibenzofuran	ND		10	0.51	ug/L		01/14/19 07:34	01/17/19 01:34	1
Diethyl phthalate	ND		5.0	0.22	ug/L		01/14/19 07:34	01/17/19 01:34	1
Dimethyl phthalate	ND		5.0	0.36	ug/L		01/14/19 07:34	01/17/19 01:34	1
Fluoranthene	ND		5.0	0.40	ug/L		01/14/19 07:34	01/17/19 01:34	1
Fluorene	ND		5.0	0.36	ug/L		01/14/19 07:34	01/17/19 01:34	1
Hexachlorobenzene	ND		5.0	0.51	ug/L		01/14/19 07:34	01/17/19 01:34	1
Hexachlorobutadiene	ND		5.0	0.68	ug/L		01/14/19 07:34	01/17/19 01:34	1
Hexachlorocyclopentadiene	ND		5.0	0.59	ug/L		01/14/19 07:34	01/17/19 01:34	1
Hexachloroethane	ND		5.0	0.59	ug/L		01/14/19 07:34	01/17/19 01:34	1
Indeno[1,2,3-cd]pyrene	ND		5.0	0.47	ug/L		01/14/19 07:34	01/17/19 01:34	1
Isophorone	ND		5.0	0.43	ug/L		01/14/19 07:34	01/17/19 01:34	1
N-Nitrosodi-n-propylamine	ND		5.0	0.54	ug/L		01/14/19 07:34	01/17/19 01:34	1
N-Nitrosodiphenylamine	ND		5.0	0.51	ug/L		01/14/19 07:34	01/17/19 01:34	1
Naphthalene	ND		5.0	0.76	ug/L		01/14/19 07:34	01/17/19 01:34	1
Nitrobenzene	ND		5.0	0.29	ug/L		01/14/19 07:34	01/17/19 01:34	1
Pentachlorophenol	ND		10	2.2	ug/L		01/14/19 07:34	01/17/19 01:34	1
Phenanthrene	ND		5.0	0.44	ug/L		01/14/19 07:34	01/17/19 01:34	1
Phenol	ND		5.0	0.39	ug/L		01/14/19 07:34	01/17/19 01:34	1
Pyrene	ND		5.0	0.34	ug/L		01/14/19 07:34	01/17/19 01:34	1

Surrogate	*MB %Recovery*	*MB Qualifier*	*Limits*	*Prepared*	*Analyzed*	*Dil Fac*
Nitrobenzene-d5 (Surr)	*83*		*46 - 120*	*01/14/19 07:34*	*01/17/19 01:34*	*1*
Phenol-d5 (Surr)	*53*		*22 - 120*	*01/14/19 07:34*	*01/17/19 01:34*	*1*
p-Terphenyl-d14 (Surr)	*115*		*59 - 136*	*01/14/19 07:34*	*01/17/19 01:34*	*1*
2,4,6-Tribromophenol (Surr)	*99*		*41 - 120*	*01/14/19 07:34*	*01/17/19 01:34*	*1*
2-Fluorobiphenyl	*97*		*48 - 120*	*01/14/19 07:34*	*01/17/19 01:34*	*1*
2-Fluorophenol (Surr)	*67*		*35 - 120*	*01/14/19 07:34*	*01/17/19 01:34*	*1*

Lab Sample ID: LCS 480-454847/2-A
Matrix: Water
Analysis Batch: 455270

Client Sample ID: Lab Control Sample
Prep Type: Total/NA
Prep Batch: 454847

Analyte	Spike Added	LCS Result	LCS Qualifier	Unit	D	%Rec	%Rec. Limits
Biphenyl	32.0	30.5		ug/L		95	59 - 120
bis (2-chloroisopropyl) ether	32.0	29.9		ug/L		94	21 - 136
2,4,5-Trichlorophenol	32.0	33.4		ug/L		104	65 - 126
2,4,6-Trichlorophenol	32.0	36.6		ug/L		114	64 - 120
2,4-Dichlorophenol	32.0	34.3		ug/L		107	63 - 120
2,4-Dimethylphenol	32.0	28.3		ug/L		88	47 - 120
2,4-Dinitrophenol	64.0	75.2		ug/L		117	31 - 137
2,4-Dinitrotoluene	32.0	38.1		ug/L		119	69 - 120
2,6-Dinitrotoluene	32.0	36.7		ug/L		115	68 - 120

Method: 8270D - Semivolatile Organic Compounds (GC/MS) (Continued)

Lab Sample ID: LCS 480-454847/2-A
Matrix: Water
Analysis Batch: 455270

Client Sample ID: Lab Control Sample
Prep Type: Total/NA
Prep Batch: 454847

Analyte	Spike Added	LCS Result	LCS Qualifier	Unit	D	%Rec	%Rec. Limits
2-Chloronaphthalene	32.0	30.4		ug/L		95	58 - 120
2-Chlorophenol	32.0	29.8		ug/L		93	48 - 120
2-Methylphenol	32.0	28.9		ug/L		90	39 - 120
2-Methylnaphthalene	32.0	32.2		ug/L		100	59 - 120
2-Nitroaniline	32.0	33.9		ug/L		106	54 - 127
2-Nitrophenol	32.0	35.1		ug/L		110	52 - 125
3,3'-Dichlorobenzidine	64.0	59.5		ug/L		93	49 - 135
3-Nitroaniline	32.0	29.3		ug/L		91	51 - 120
4,6-Dinitro-2-methylphenol	64.0	95.1	*	ug/L		149	46 - 136
4-Bromophenyl phenyl ether	32.0	36.2		ug/L		113	65 - 120
4-Chloro-3-methylphenol	32.0	36.8		ug/L		115	61 - 123
4-Chloroaniline	32.0	25.3		ug/L		79	30 - 120
4-Chlorophenyl phenyl ether	32.0	33.7		ug/L		105	62 - 120
4-Methylphenol	32.0	29.4		ug/L		92	29 - 131
4-Nitroaniline	32.0	33.3		ug/L		104	65 - 120
4-Nitrophenol	64.0	63.5		ug/L		99	45 - 120
Acenaphthene	32.0	31.5		ug/L		99	60 - 120
Acenaphthylene	32.0	32.1		ug/L		100	63 - 120
Acetophenone	32.0	31.6		ug/L		99	45 - 120
Anthracene	32.0	31.1		ug/L		97	67 - 120
Atrazine	64.0	74.1		ug/L		116	71 - 130
Benzaldehyde	64.0	54.5		ug/L		85	10 - 140
Benzo[a]anthracene	32.0	33.6		ug/L		105	70 - 121
Benzo[a]pyrene	32.0	35.3		ug/L		110	60 - 123
Benzo[b]fluoranthene	32.0	36.5		ug/L		114	66 - 126
Benzo[g,h,i]perylene	32.0	29.6		ug/L		93	66 - 150
Benzo[k]fluoranthene	32.0	34.8		ug/L		109	65 - 124
Bis(2-chloroethoxy)methane	32.0	30.8		ug/L		96	50 - 128
Bis(2-chloroethyl)ether	32.0	28.7		ug/L		90	44 - 120
Bis(2-ethylhexyl) phthalate	32.0	36.6		ug/L		114	63 - 139
Butyl benzyl phthalate	32.0	36.7		ug/L		115	70 - 129
Caprolactam	64.0	28.2		ug/L		44	22 - 120
Carbazole	32.0	34.1		ug/L		106	66 - 123
Chrysene	32.0	33.6		ug/L		105	69 - 120
Dibenz(a,h)anthracene	32.0	36.2		ug/L		113	65 - 135
Di-n-butyl phthalate	32.0	35.6		ug/L		111	69 - 131
Di-n-octyl phthalate	32.0	35.5		ug/L		111	63 - 140
Dibenzofuran	32.0	32.7		ug/L		102	66 - 120
Diethyl phthalate	32.0	35.9		ug/L		112	59 - 127
Dimethyl phthalate	32.0	35.6		ug/L		111	68 - 120
Fluoranthene	32.0	39.4		ug/L		123	69 - 126
Fluorene	32.0	32.9		ug/L		103	66 - 120
Hexachlorobenzene	32.0	33.9		ug/L		106	61 - 120
Hexachlorobutadiene	32.0	25.7		ug/L		80	35 - 120
Hexachlorocyclopentadiene	32.0	20.0		ug/L		62	31 - 120
Hexachloroethane	32.0	24.3		ug/L		76	43 - 120
Indeno[1,2,3-cd]pyrene	32.0	36.1		ug/L		113	69 - 146
Isophorone	32.0	32.4		ug/L		101	55 - 120

Method: 8270D - Semivolatile Organic Compounds (GC/MS) (Continued)

Lab Sample ID: LCS 480-454847/2-A — **Client Sample ID: Lab Control Sample**
Matrix: Water — **Prep Type: Total/NA**
Analysis Batch: 455270 — **Prep Batch: 454847**

Analyte	Spike Added	LCS Result	LCS Qualifier	Unit	D	%Rec	%Rec. Limits
N-Nitrosodi-n-propylamine	32.0	31.8		ug/L		99	32 - 140
N-Nitrosodiphenylamine	32.0	38.1		ug/L		119	61 - 120
Naphthalene	32.0	28.9		ug/L		90	57 - 120
Nitrobenzene	32.0	30.6		ug/L		96	53 - 123
Pentachlorophenol	64.0	66.7		ug/L		104	29 - 136
Phenanthrene	32.0	30.9		ug/L		97	68 - 120
Phenol	32.0	19.6		ug/L		61	17 - 120
Pyrene	32.0	33.6		ug/L		105	70 - 125

Surrogate	*LCS %Recovery*	*LCS Qualifier*	*Limits*
Nitrobenzene-d5 (Surr)	*93*		*46 - 120*
Phenol-d5 (Surr)	*59*		*22 - 120*
p-Terphenyl-d14 (Surr)	*116*		*59 - 136*
2,4,6-Tribromophenol (Surr)	*130*	*X*	*41 - 120*
2-Fluorobiphenyl	*97*		*48 - 120*
2-Fluorophenol (Surr)	*76*		*35 - 120*

Method: 8270D SIM ID - Semivolatile Organic Compounds (GC/MS SIM / Isotope Dilution)

Lab Sample ID: MB 480-454860/1-A — **Client Sample ID: Method Blank**
Matrix: Water — **Prep Type: Total/NA**
Analysis Batch: 456469 — **Prep Batch: 454860**

Analyte	MB Result	MB Qualifier	RL	MDL	Unit	D	Prepared	Analyzed	Dil Fac
1,4-Dioxane	ND		0.20	0.10	ug/L		01/14/19 07:52	01/24/19 14:21	1

Isotope Dilution	*MB %Recovery*	*MB Qualifier*	*Limits*	*Prepared*	*Analyzed*	*Dil Fac*
1,4-Dioxane-d8	*28*		*15 - 110*	*01/14/19 07:52*	*01/24/19 14:21*	*1*

Lab Sample ID: LCS 480-454860/2-A — **Client Sample ID: Lab Control Sample**
Matrix: Water — **Prep Type: Total/NA**
Analysis Batch: 456469 — **Prep Batch: 454860**

Analyte	Spike Added	LCS Result	LCS Qualifier	Unit	D	%Rec	%Rec. Limits
1,4-Dioxane	1.00	1.09		ug/L		109	40 - 140

Isotope Dilution	*LCS %Recovery*	*LCS Qualifier*	*Limits*
1,4-Dioxane-d8	*28*		*15 - 110*

Lab Sample ID: LCSD 480-454860/3-A — **Client Sample ID: Lab Control Sample Dup**
Matrix: Water — **Prep Type: Total/NA**
Analysis Batch: 456469 — **Prep Batch: 454860**

Analyte	Spike Added	LCSD Result	LCSD Qualifier	Unit	D	%Rec	%Rec. Limits	RPD	RPD Limit
1,4-Dioxane	1.00	1.08		ug/L		108	40 - 140	1	20

Isotope Dilution	*LCSD %Recovery*	*LCSD Qualifier*	*Limits*
1,4-Dioxane-d8	*27*		*15 - 110*

QC Sample Results

Client: LaBella Associates DPC
Project/Site: Webster CSD Willink Middle School

TestAmerica Job ID: 480-147726-1

Method: 8015D - Glycols- Direct Injection (GC/FID)

Lab Sample ID: MB 480-454708/1-A — **Client Sample ID: Method Blank**
Matrix: Water — **Prep Type: Total/NA**
Analysis Batch: 454679 — **Prep Batch: 454708**

Analyte	MB Result	MB Qualifier	RL	MDL	Unit	D	Prepared	Analyzed	Dil Fac
Glycol	ND		10	1.9	mg/L		01/11/19 09:00	01/11/19 09:29	1

Surrogate	*MB %Recovery*	*MB Qualifier*	*Limits*	*Prepared*	*Analyzed*	*Dil Fac*
1,4-Butanediol	*97*		*66 - 130*	*01/11/19 09:00*	*01/11/19 09:29*	*1*

Lab Sample ID: LCS 480-454708/2-A — **Client Sample ID: Lab Control Sample**
Matrix: Water — **Prep Type: Total/NA**
Analysis Batch: 454679 — **Prep Batch: 454708**

Analyte	Spike Added	LCS Result	LCS Qualifier	Unit	D	%Rec	%Rec. Limits
Glycol	20.0	19.6		mg/L		98	46 - 129

Surrogate	*LCS %Recovery*	*LCS Qualifier*	*Limits*
1,4-Butanediol	*101*		*66 - 130*

Lab Sample ID: LCSD 480-454708/3-A — **Client Sample ID: Lab Control Sample Dup**
Matrix: Water — **Prep Type: Total/NA**
Analysis Batch: 454679 — **Prep Batch: 454708**

Analyte	Spike Added	LCSD Result	LCSD Qualifier	Unit	D	%Rec	%Rec. Limits	RPD	RPD Limit
Glycol	20.0	19.2		mg/L		96	46 - 129	2	50

Surrogate	*LCSD %Recovery*	*LCSD Qualifier*	*Limits*
1,4-Butanediol	*100*		*66 - 130*

Lab Sample ID: 480-147726-5 MS — **Client Sample ID: MW-1**
Matrix: Water — **Prep Type: Total/NA**
Analysis Batch: 454679 — **Prep Batch: 454708**

Analyte	Sample Result	Sample Qualifier	Spike Added	MS Result	MS Qualifier	Unit	D	%Rec	%Rec. Limits
Glycol	ND		20.0	21.8		mg/L		109	46 - 143

Surrogate	*MS %Recovery*	*MS Qualifier*	*Limits*
1,4-Butanediol	*95*		*66 - 130*

Lab Sample ID: 480-147726-5 MSD — **Client Sample ID: MW-1**
Matrix: Water — **Prep Type: Total/NA**
Analysis Batch: 454679 — **Prep Batch: 454708**

Analyte	Sample Result	Sample Qualifier	Spike Added	MSD Result	MSD Qualifier	Unit	D	%Rec	%Rec. Limits	RPD	RPD Limit
Glycol	ND		20.0	21.9		mg/L		109	46 - 143	0	50

Surrogate	*MSD %Recovery*	*MSD Qualifier*	*Limits*
1,4-Butanediol	*101*		*66 - 130*

Method: 8081B - Organochlorine Pesticides (GC)

Lab Sample ID: MB 480-454745/1-A
Matrix: Water
Analysis Batch: 454849

Client Sample ID: Method Blank
Prep Type: Total/NA
Prep Batch: 454745

Analyte	MB Result	MB Qualifier	RL	MDL	Unit	D	Prepared	Analyzed	Dil Fac
4,4'-DDD	ND		0.050	0.0092	ug/L		01/11/19 14:17	01/14/19 12:52	1
4,4'-DDE	ND		0.050	0.012	ug/L		01/11/19 14:17	01/14/19 12:52	1
4,4'-DDT	ND		0.050	0.011	ug/L		01/11/19 14:17	01/14/19 12:52	1
Aldrin	ND		0.050	0.0081	ug/L		01/11/19 14:17	01/14/19 12:52	1
alpha-BHC	ND		0.050	0.0077	ug/L		01/11/19 14:17	01/14/19 12:52	1
cis-Chlordane	ND		0.050	0.015	ug/L		01/11/19 14:17	01/14/19 12:52	1
beta-BHC	ND		0.050	0.025	ug/L		01/11/19 14:17	01/14/19 12:52	1
delta-BHC	ND		0.050	0.010	ug/L		01/11/19 14:17	01/14/19 12:52	1
Dieldrin	ND		0.050	0.0098	ug/L		01/11/19 14:17	01/14/19 12:52	1
Endosulfan I	ND		0.050	0.011	ug/L		01/11/19 14:17	01/14/19 12:52	1
Endosulfan II	ND		0.050	0.012	ug/L		01/11/19 14:17	01/14/19 12:52	1
Endosulfan sulfate	ND		0.050	0.016	ug/L		01/11/19 14:17	01/14/19 12:52	1
Endrin	ND		0.050	0.014	ug/L		01/11/19 14:17	01/14/19 12:52	1
Endrin aldehyde	ND		0.050	0.016	ug/L		01/11/19 14:17	01/14/19 12:52	1
Endrin ketone	ND		0.050	0.012	ug/L		01/11/19 14:17	01/14/19 12:52	1
gamma-BHC (Lindane)	ND		0.050	0.0080	ug/L		01/11/19 14:17	01/14/19 12:52	1
trans-Chlordane	ND		0.050	0.011	ug/L		01/11/19 14:17	01/14/19 12:52	1
Heptachlor	ND		0.050	0.0085	ug/L		01/11/19 14:17	01/14/19 12:52	1
Heptachlor epoxide	ND		0.050	0.0074	ug/L		01/11/19 14:17	01/14/19 12:52	1
Methoxychlor	ND		0.050	0.014	ug/L		01/11/19 14:17	01/14/19 12:52	1
Toxaphene	ND		0.50	0.12	ug/L		01/11/19 14:17	01/14/19 12:52	1

Surrogate	*MB %Recovery*	*MB Qualifier*	*Limits*	*Prepared*	*Analyzed*	*Dil Fac*
DCB Decachlorobiphenyl	*57*		*20 - 120*	*01/11/19 14:17*	*01/14/19 12:52*	*1*
DCB Decachlorobiphenyl	*63*		*20 - 120*	*01/11/19 14:17*	*01/14/19 12:52*	*1*
Tetrachloro-m-xylene	*85*		*44 - 120*	*01/11/19 14:17*	*01/14/19 12:52*	*1*
Tetrachloro-m-xylene	*76*		*44 - 120*	*01/11/19 14:17*	*01/14/19 12:52*	*1*

Lab Sample ID: LCS 480-454745/2-A
Matrix: Water
Analysis Batch: 454849

Client Sample ID: Lab Control Sample
Prep Type: Total/NA
Prep Batch: 454745

Analyte	Spike Added	LCS Result	LCS Qualifier	Unit	D	%Rec	%Rec. Limits
4,4'-DDD	0.400	0.358		ug/L		90	64 - 129
4,4'-DDE	0.400	0.305		ug/L		76	50 - 120
4,4'-DDT	0.400	0.370		ug/L		93	59 - 120
Aldrin	0.400	0.300		ug/L		75	40 - 125
alpha-BHC	0.400	0.298		ug/L		75	52 - 125
cis-Chlordane	0.400	0.285		ug/L		71	52 - 120
beta-BHC	0.400	0.365		ug/L		91	51 - 120
delta-BHC	0.400	0.359		ug/L		90	51 - 120
Dieldrin	0.400	0.352		ug/L		88	66 - 128
Endosulfan I	0.400	0.350		ug/L		88	57 - 120
Endosulfan II	0.400	0.390		ug/L		98	66 - 131
Endosulfan sulfate	0.400	0.395		ug/L		99	66 - 136
Endrin	0.400	0.368		ug/L		92	65 - 135
Endrin aldehyde	0.400	0.309		ug/L		77	61 - 134
Endrin ketone	0.400	0.435		ug/L		109	71 - 133

Method: 8081B - Organochlorine Pesticides (GC) (Continued)

Lab Sample ID: LCS 480-454745/2-A
Matrix: Water
Analysis Batch: 454849

Client Sample ID: Lab Control Sample
Prep Type: Total/NA
Prep Batch: 454745

Analyte	Spike Added	LCS Result	LCS Qualifier	Unit	D	%Rec	%Rec. Limits
gamma-BHC (Lindane)	0.400	0.347		ug/L		87	56 - 120
trans-Chlordane	0.400	0.337		ug/L		84	54 - 120
Heptachlor	0.400	0.331		ug/L		83	58 - 120
Heptachlor epoxide	0.400	0.386		ug/L		97	65 - 125
Methoxychlor	0.400	0.405		ug/L		101	50 - 150

Surrogate	*LCS %Recovery*	*LCS Qualifier*	*Limits*
DCB Decachlorobiphenyl	*38*		*20 - 120*
DCB Decachlorobiphenyl	*48*		*20 - 120*
Tetrachloro-m-xylene	*75*		*44 - 120*
Tetrachloro-m-xylene	*78*		*44 - 120*

Lab Sample ID: LCSD 480-454745/3-A
Matrix: Water
Analysis Batch: 454849

Client Sample ID: Lab Control Sample Dup
Prep Type: Total/NA
Prep Batch: 454745

Analyte	Spike Added	LCSD Result	LCSD Qualifier	Unit	D	%Rec	%Rec. Limits	RPD	RPD Limit
4,4'-DDD	0.400	0.318		ug/L		79	64 - 129	12	23
4,4'-DDE	0.400	0.286		ug/L		72	50 - 120	6	22
4,4'-DDT	0.400	0.331		ug/L		83	59 - 120	11	24
Aldrin	0.400	0.240		ug/L		60	40 - 125	22	25
alpha-BHC	0.400	0.264		ug/L		66	52 - 125	12	24
cis-Chlordane	0.400	0.290		ug/L		72	52 - 120	2	23
beta-BHC	0.400	0.318		ug/L		80	51 - 120	14	24
delta-BHC	0.400	0.302		ug/L		76	51 - 120	17	24
Dieldrin	0.400	0.313		ug/L		78	66 - 128	12	24
Endosulfan I	0.400	0.309		ug/L		77	57 - 120	13	30
Endosulfan II	0.400	0.346		ug/L		86	66 - 131	12	40
Endosulfan sulfate	0.400	0.340		ug/L		85	66 - 136	15	24
Endrin	0.400	0.321		ug/L		80	65 - 135	14	24
Endrin aldehyde	0.400	0.278		ug/L		70	61 - 134	11	28
Endrin ketone	0.400	0.380		ug/L		95	71 - 133	13	26
gamma-BHC (Lindane)	0.400	0.297		ug/L		74	56 - 120	15	24
trans-Chlordane	0.400	0.308		ug/L		77	54 - 120	9	24
Heptachlor	0.400	0.267		ug/L		67	58 - 120	21	25
Heptachlor epoxide	0.400	0.340		ug/L		85	65 - 125	13	23
Methoxychlor	0.400	0.347		ug/L		87	50 - 150	15	26

Surrogate	*LCSD %Recovery*	*LCSD Qualifier*	*Limits*
DCB Decachlorobiphenyl	*27*		*20 - 120*
DCB Decachlorobiphenyl	*34*		*20 - 120*
Tetrachloro-m-xylene	*68*		*44 - 120*
Tetrachloro-m-xylene	*64*		*44 - 120*

Method: 8081B - Organochlorine Pesticides (GC) (Continued)

Lab Sample ID: MB 480-454747/1-A
Matrix: Solid
Analysis Batch: 454853

Client Sample ID: Method Blank
Prep Type: Total/NA
Prep Batch: 454747

Analyte	MB Result	MB Qualifier	RL	MDL	Unit	D	Prepared	Analyzed	Dil Fac
4,4'-DDD	ND		1.6	0.32	ug/Kg		01/11/19 14:24	01/14/19 13:19	1
4,4'-DDE	ND		1.6	0.34	ug/Kg		01/11/19 14:24	01/14/19 13:19	1
4,4'-DDT	ND		1.6	0.38	ug/Kg		01/11/19 14:24	01/14/19 13:19	1
Aldrin	ND		1.6	0.40	ug/Kg		01/11/19 14:24	01/14/19 13:19	1
alpha-BHC	ND		1.6	0.29	ug/Kg		01/11/19 14:24	01/14/19 13:19	1
cis-Chlordane	ND		1.6	0.81	ug/Kg		01/11/19 14:24	01/14/19 13:19	1
beta-BHC	ND		1.6	0.29	ug/Kg		01/11/19 14:24	01/14/19 13:19	1
delta-BHC	ND		1.6	0.30	ug/Kg		01/11/19 14:24	01/14/19 13:19	1
Dieldrin	ND		1.6	0.39	ug/Kg		01/11/19 14:24	01/14/19 13:19	1
Endosulfan I	ND		1.6	0.31	ug/Kg		01/11/19 14:24	01/14/19 13:19	1
Endosulfan II	ND		1.6	0.29	ug/Kg		01/11/19 14:24	01/14/19 13:19	1
Endosulfan sulfate	ND		1.6	0.30	ug/Kg		01/11/19 14:24	01/14/19 13:19	1
Endrin	ND		1.6	0.32	ug/Kg		01/11/19 14:24	01/14/19 13:19	1
Endrin aldehyde	ND		1.6	0.41	ug/Kg		01/11/19 14:24	01/14/19 13:19	1
Endrin ketone	ND		1.6	0.40	ug/Kg		01/11/19 14:24	01/14/19 13:19	1
gamma-BHC (Lindane)	ND		1.6	0.30	ug/Kg		01/11/19 14:24	01/14/19 13:19	1
trans-Chlordane	ND		1.6	0.52	ug/Kg		01/11/19 14:24	01/14/19 13:19	1
Heptachlor	ND		1.6	0.35	ug/Kg		01/11/19 14:24	01/14/19 13:19	1
Heptachlor epoxide	ND		1.6	0.42	ug/Kg		01/11/19 14:24	01/14/19 13:19	1
Methoxychlor	ND		1.6	0.33	ug/Kg		01/11/19 14:24	01/14/19 13:19	1
Toxaphene	ND		16	9.4	ug/Kg		01/11/19 14:24	01/14/19 13:19	1

Surrogate	*MB %Recovery*	*MB Qualifier*	*Limits*	*Prepared*	*Analyzed*	*Dil Fac*
DCB Decachlorobiphenyl	*97*		*45 - 120*	*01/11/19 14:24*	*01/14/19 13:19*	*1*
DCB Decachlorobiphenyl	*115*		*45 - 120*	*01/11/19 14:24*	*01/14/19 13:19*	*1*
Tetrachloro-m-xylene	*88*		*30 - 124*	*01/11/19 14:24*	*01/14/19 13:19*	*1*
Tetrachloro-m-xylene	*54*		*30 - 124*	*01/11/19 14:24*	*01/14/19 13:19*	*1*

Lab Sample ID: LCS 480-454747/2-A
Matrix: Solid
Analysis Batch: 455096

Client Sample ID: Lab Control Sample
Prep Type: Total/NA
Prep Batch: 454747

Analyte	Spike Added	LCS Result	LCS Qualifier	Unit	D	%Rec	%Rec. Limits
4,4'-DDD	16.7	15.5		ug/Kg		93	56 - 120
4,4'-DDE	16.7	13.9		ug/Kg		83	44 - 120
4,4'-DDT	16.7	15.5		ug/Kg		93	38 - 120
Aldrin	16.7	11.1		ug/Kg		67	38 - 120
alpha-BHC	16.7	10.9		ug/Kg		66	39 - 120
cis-Chlordane	16.7	13.8		ug/Kg		83	47 - 120
beta-BHC	16.7	11.9		ug/Kg		72	40 - 120
delta-BHC	16.7	12.4		ug/Kg		74	45 - 120
Dieldrin	16.7	14.4		ug/Kg		87	58 - 120
Endosulfan I	16.7	12.6		ug/Kg		76	49 - 120
Endosulfan II	16.7	15.5		ug/Kg		93	55 - 120
Endosulfan sulfate	16.7	13.3		ug/Kg		80	49 - 124
Endrin	16.7	14.1		ug/Kg		85	58 - 120
Endrin aldehyde	16.7	15.9		ug/Kg		95	37 - 121
Endrin ketone	16.7	17.6		ug/Kg		105	46 - 123

Method: 8081B - Organochlorine Pesticides (GC) (Continued)

Lab Sample ID: LCS 480-454747/2-A
Matrix: Solid
Analysis Batch: 455096

Client Sample ID: Lab Control Sample
Prep Type: Total/NA
Prep Batch: 454747

Analyte	Spike Added	LCS Result	LCS Qualifier	Unit	D	%Rec	%Rec. Limits
gamma-BHC (Lindane)	16.7	11.5		ug/Kg		69	50 - 120
trans-Chlordane	16.7	12.8		ug/Kg		77	48 - 120
Heptachlor	16.7	13.2		ug/Kg		79	50 - 120
Heptachlor epoxide	16.7	13.9		ug/Kg		83	50 - 120
Methoxychlor	16.7	18.5		ug/Kg		111	58 - 133

Surrogate	*LCS %Recovery*	*LCS Qualifier*	*Limits*
DCB Decachlorobiphenyl	*101*		*45 - 120*
DCB Decachlorobiphenyl	*106*		*45 - 120*
Tetrachloro-m-xylene	*73*		*30 - 124*
Tetrachloro-m-xylene	*56*		*30 - 124*

Lab Sample ID: 480-147726-2 MS
Matrix: Solid
Analysis Batch: 454853

Client Sample ID: LBA-SB3
Prep Type: Total/NA
Prep Batch: 454747

Analyte	Sample Result	Sample Qualifier	Spike Added	MS Result	MS Qualifier	Unit	D	%Rec	%Rec. Limits
4,4'-DDD	2.3	J	18.7	14.5		ug/Kg	☼	66	37 - 126
4,4'-DDE	13		18.7	22.5		ug/Kg	☼	50	34 - 120
4,4'-DDT	3.9		18.7	17.7		ug/Kg	☼	74	43 - 123
Aldrin	ND	F2	18.7	10.4		ug/Kg	☼	55	37 - 125
alpha-BHC	ND	F2	18.7	14.2		ug/Kg	☼	76	39 - 120
cis-Chlordane	ND		18.7	12.8		ug/Kg	☼	68	35 - 120
beta-BHC	ND	F2	18.7	12.6		ug/Kg	☼	68	36 - 120
delta-BHC	ND		18.7	11.8		ug/Kg	☼	63	34 - 120
Dieldrin	ND		18.7	15.0		ug/Kg	☼	80	45 - 120
Endosulfan I	ND		18.7	11.2		ug/Kg	☼	60	39 - 120
Endosulfan II	ND		18.7	13.4		ug/Kg	☼	72	34 - 126
Endosulfan sulfate	ND	*	18.7	8.12		ug/Kg	☼	43	27 - 130
Endrin	ND		18.7	12.8		ug/Kg	☼	69	47 - 121
Endrin aldehyde	ND		18.7	7.60		ug/Kg	☼	41	33 - 123
Endrin ketone	ND		18.7	12.6		ug/Kg	☼	62	43 - 126
gamma-BHC (Lindane)	ND	F2	18.7	16.3		ug/Kg	☼	87	50 - 120
trans-Chlordane	ND	F2	18.7	10.3		ug/Kg	☼	55	31 - 120
Heptachlor	ND		18.7	14.0		ug/Kg	☼	75	42 - 120
Heptachlor epoxide	ND	F2	18.7	9.45		ug/Kg	☼	51	40 - 120
Methoxychlor	ND	F2 F1	18.7	30.1	F1	ug/Kg	☼	161	44 - 150

Surrogate	*MS %Recovery*	*MS Qualifier*	*Limits*
DCB Decachlorobiphenyl	*110*		*45 - 120*
DCB Decachlorobiphenyl	*312*	*X*	*45 - 120*
Tetrachloro-m-xylene	*77*		*30 - 124*
Tetrachloro-m-xylene	*60*		*30 - 124*

Method: 8081B - Organochlorine Pesticides (GC) (Continued)

Lab Sample ID: 480-147726-2 MSD — **Client Sample ID: LBA-SB3**
Matrix: Solid — **Prep Type: Total/NA**
Analysis Batch: 454853 — **Prep Batch: 454747**

Analyte	Sample Result	Sample Qualifier	Spike Added	MSD Result	MSD Qualifier	Unit	D	%Rec	%Rec. Limits	RPD	RPD Limit
4,4'-DDD	2.3	J	18.8	13.3		ug/Kg	☼	59	37 - 126	6	21
4,4'-DDE	13		18.8	20.2		ug/Kg	☼	37	34 - 120	5	18
4,4'-DDT	3.9		18.8	16.5		ug/Kg	☼	67	43 - 123	5	25
Aldrin	ND	F2	18.8	10.3	F2	ug/Kg	☼	55	37 - 125	16	12
alpha-BHC	ND	F2	18.8	13.8	F2	ug/Kg	☼	74	39 - 120	21	15
cis-Chlordane	ND		18.8	12.2		ug/Kg	☼	65	35 - 120	21	23
beta-BHC	ND	F2	18.8	12.2	F2	ug/Kg	☼	65	36 - 120	34	19
delta-BHC	ND		18.8	11.0		ug/Kg	☼	59	34 - 120	13	14
Dieldrin	ND		18.8	13.8		ug/Kg	☼	73	45 - 120	7	12
Endosulfan I	ND		18.8	10.7		ug/Kg	☼	57	39 - 120	10	18
Endosulfan II	ND		18.8	12.3		ug/Kg	☼	65	34 - 126	3	26
Endosulfan sulfate	ND	*	18.8	7.07		ug/Kg	☼	38	27 - 130	34	35
Endrin	ND		18.8	12.2		ug/Kg	☼	65	47 - 121	13	20
Endrin aldehyde	ND		18.8	8.79		ug/Kg	☼	47	33 - 123	28	47
Endrin ketone	ND		18.8	11.1		ug/Kg	☼	53	43 - 126	5	37
gamma-BHC (Lindane)	ND	F2	18.8	15.4	F2	ug/Kg	☼	82	50 - 120	30	12
trans-Chlordane	ND	F2	18.8	9.59	F2	ug/Kg	☼	51	31 - 120	20	15
Heptachlor	ND		18.8	13.5		ug/Kg	☼	72	42 - 120	5	22
Heptachlor epoxide	ND	F2	18.8	8.27	F2	ug/Kg	☼	44	40 - 120	47	15
Methoxychlor	ND	F2 F1	18.8	24.8	F2	ug/Kg	☼	132	44 - 150	53	24

Surrogate	*MSD %Recovery*	*MSD Qualifier*	*Limits*
DCB Decachlorobiphenyl	*128*	*X*	*45 - 120*
DCB Decachlorobiphenyl	*219*	*X*	*45 - 120*
Tetrachloro-m-xylene	*81*		*30 - 124*
Tetrachloro-m-xylene	*59*		*30 - 124*

Method: 8082A - Polychlorinated Biphenyls (PCBs) by Gas Chromatography

Lab Sample ID: MB 480-454749/1-A — **Client Sample ID: Method Blank**
Matrix: Water — **Prep Type: Total/NA**
Analysis Batch: 454825 — **Prep Batch: 454749**

Analyte	MB Result	MB Qualifier	RL	MDL	Unit	D	Prepared	Analyzed	Dil Fac
PCB-1016	ND		0.50	0.18	ug/L		01/11/19 14:28	01/13/19 19:13	1
PCB-1221	ND		0.50	0.18	ug/L		01/11/19 14:28	01/13/19 19:13	1
PCB-1232	ND		0.50	0.18	ug/L		01/11/19 14:28	01/13/19 19:13	1
PCB-1242	ND		0.50	0.18	ug/L		01/11/19 14:28	01/13/19 19:13	1
PCB-1248	ND		0.50	0.18	ug/L		01/11/19 14:28	01/13/19 19:13	1
PCB-1254	ND		0.50	0.25	ug/L		01/11/19 14:28	01/13/19 19:13	1
PCB-1260	ND		0.50	0.25	ug/L		01/11/19 14:28	01/13/19 19:13	1

Surrogate	*MB %Recovery*	*MB Qualifier*	*Limits*	*Prepared*	*Analyzed*	*Dil Fac*
Tetrachloro-m-xylene	*55*		*39 - 121*	*01/11/19 14:28*	*01/13/19 19:13*	*1*
Tetrachloro-m-xylene	*57*		*39 - 121*	*01/11/19 14:28*	*01/13/19 19:13*	*1*
DCB Decachlorobiphenyl	*38*		*19 - 120*	*01/11/19 14:28*	*01/13/19 19:13*	*1*
DCB Decachlorobiphenyl	*56*		*19 - 120*	*01/11/19 14:28*	*01/13/19 19:13*	*1*

QC Sample Results

Client: LaBella Associates DPC
Project/Site: Webster CSD Willink Middle School

TestAmerica Job ID: 480-147726-1

Lab Sample ID: LCS 480-454749/2-A
Matrix: Water
Analysis Batch: 454825

Client Sample ID: Lab Control Sample
Prep Type: Total/NA
Prep Batch: 454749

Analyte			Spike Added	LCS Result	LCS Qualifier	Unit	D	%Rec	%Rec. Limits		
PCB-1016			4.00	2.96		ug/L		74	62 - 130		
PCB-1260			4.00	2.51		ug/L		63	56 - 123		

Surrogate	*LCS %Recovery*	*LCS Qualifier*	*Limits*
Tetrachloro-m-xylene	*60*		*39 - 121*
Tetrachloro-m-xylene	*53*		*39 - 121*
DCB Decachlorobiphenyl	*21*		*19 - 120*
DCB Decachlorobiphenyl	*34*		*19 - 120*

Lab Sample ID: LCSD 480-454749/3-A
Matrix: Water
Analysis Batch: 454825

Client Sample ID: Lab Control Sample Dup
Prep Type: Total/NA
Prep Batch: 454749

Analyte			Spike Added	LCSD Result	LCSD Qualifier	Unit	D	%Rec	%Rec. Limits	RPD	RPD Limit
PCB-1016			4.00	3.45		ug/L		86	62 - 130	15	50
PCB-1260			4.00	2.99		ug/L		75	56 - 123	18	50

Surrogate	*LCSD %Recovery*	*LCSD Qualifier*	*Limits*
Tetrachloro-m-xylene	*65*		*39 - 121*
Tetrachloro-m-xylene	*62*		*39 - 121*
DCB Decachlorobiphenyl	*16*	*X*	*19 - 120*
DCB Decachlorobiphenyl	*28*		*19 - 120*

Lab Sample ID: MB 480-454848/1-A
Matrix: Solid
Analysis Batch: 455460

Client Sample ID: Method Blank
Prep Type: Total/NA
Prep Batch: 454848

Analyte	MB Result	MB Qualifier	RL	MDL	Unit	D	Prepared	Analyzed	Dil Fac
PCB-1016	ND		0.23	0.045	mg/Kg		01/14/19 07:37	01/17/19 14:13	1
PCB-1221	ND		0.23	0.045	mg/Kg		01/14/19 07:37	01/17/19 14:13	1
PCB-1232	ND		0.23	0.045	mg/Kg		01/14/19 07:37	01/17/19 14:13	1
PCB-1242	ND		0.23	0.045	mg/Kg		01/14/19 07:37	01/17/19 14:13	1
PCB-1248	ND		0.23	0.045	mg/Kg		01/14/19 07:37	01/17/19 14:13	1
PCB-1254	ND		0.23	0.11	mg/Kg		01/14/19 07:37	01/17/19 14:13	1
PCB-1260	ND		0.23	0.11	mg/Kg		01/14/19 07:37	01/17/19 14:13	1

Surrogate	*MB %Recovery*	*MB Qualifier*	*Limits*	*Prepared*	*Analyzed*	*Dil Fac*
Tetrachloro-m-xylene	*107*		*60 - 154*	*01/14/19 07:37*	*01/17/19 14:13*	*1*
Tetrachloro-m-xylene	*84*		*60 - 154*	*01/14/19 07:37*	*01/17/19 14:13*	*1*
DCB Decachlorobiphenyl	*85*		*65 - 174*	*01/14/19 07:37*	*01/17/19 14:13*	*1*
DCB Decachlorobiphenyl	*85*		*65 - 174*	*01/14/19 07:37*	*01/17/19 14:13*	*1*

Lab Sample ID: LCS 480-454848/2-A
Matrix: Solid
Analysis Batch: 455460

Client Sample ID: Lab Control Sample
Prep Type: Total/NA
Prep Batch: 454848

Analyte			Spike Added	LCS Result	LCS Qualifier	Unit	D	%Rec	%Rec. Limits		
PCB-1016			2.31	2.54		mg/Kg		110	51 - 185		
PCB-1260			2.31	2.76		mg/Kg		119	61 - 184		

Method: 8082A - Polychlorinated Biphenyls (PCBs) by Gas Chromatography (Continued)

Lab Sample ID: LCS 480-454848/2-A
Matrix: Solid
Analysis Batch: 455460

Client Sample ID: Lab Control Sample
Prep Type: Total/NA
Prep Batch: 454848

Surrogate	*LCS %Recovery*	*LCS Qualifier*	*Limits*
Tetrachloro-m-xylene	*132*		*60 - 154*
Tetrachloro-m-xylene	*103*		*60 - 154*
DCB Decachlorobiphenyl	*106*		*65 - 174*
DCB Decachlorobiphenyl	*106*		*65 - 174*

Lab Sample ID: 480-147726-1 MS
Matrix: Solid
Analysis Batch: 455460

Client Sample ID: LBA-SB2
Prep Type: Total/NA
Prep Batch: 454848

Analyte	Sample Result	Sample Qualifier	Spike Added	MS Result	MS Qualifier	Unit	D	%Rec	%Rec. Limits		
PCB-1016	ND		2.71	2.01		mg/Kg	☼	74	50 - 177		
PCB-1260	ND		2.71	2.07		mg/Kg	☼	77	33 - 200		

Surrogate	*MS %Recovery*	*MS Qualifier*	*Limits*
Tetrachloro-m-xylene	*106*		*60 - 154*
Tetrachloro-m-xylene	*79*		*60 - 154*
DCB Decachlorobiphenyl	*80*		*65 - 174*
DCB Decachlorobiphenyl	*78*		*65 - 174*

Lab Sample ID: 480-147726-1 MSD
Matrix: Solid
Analysis Batch: 455460

Client Sample ID: LBA-SB2
Prep Type: Total/NA
Prep Batch: 454848

Analyte	Sample Result	Sample Qualifier	Spike Added	MSD Result	MSD Qualifier	Unit	D	%Rec	%Rec. Limits	RPD	RPD Limit
PCB-1016	ND		2.86	2.73		mg/Kg	☼	96	50 - 177	31	50
PCB-1260	ND		2.86	2.65		mg/Kg	☼	93	33 - 200	24	50

Surrogate	*MSD %Recovery*	*MSD Qualifier*	*Limits*
Tetrachloro-m-xylene	*121*		*60 - 154*
Tetrachloro-m-xylene	*91*		*60 - 154*
DCB Decachlorobiphenyl	*90*		*65 - 174*
DCB Decachlorobiphenyl	*89*		*65 - 174*

Method: 537 (modified) - Fluorinated Alkyl Substances

Lab Sample ID: MB 200-139135/1-A
Matrix: Water
Analysis Batch: 139149

Client Sample ID: Method Blank
Prep Type: Total/NA
Prep Batch: 139135

Analyte	MB Result	MB Qualifier	RL	MDL	Unit	D	Prepared	Analyzed	Dil Fac
Perfluorobutanoic acid (PFBA)	ND		2.0	1.0	ng/L		01/16/19 08:45	01/16/19 20:15	1
Perfluoropentanoic acid (PFPeA)	ND		2.0	0.63	ng/L		01/16/19 08:45	01/16/19 20:15	1
Perfluorohexanoic acid (PFHxA)	ND		2.0	0.76	ng/L		01/16/19 08:45	01/16/19 20:15	1
Perfluoroheptanoic acid (PFHpA)	ND		2.0	0.91	ng/L		01/16/19 08:45	01/16/19 20:15	1
Perfluorooctanoic acid (PFOA)	ND		2.0	0.63	ng/L		01/16/19 08:45	01/16/19 20:15	1
Perfluorononanoic acid (PFNA)	ND		2.0	0.27	ng/L		01/16/19 08:45	01/16/19 20:15	1
Perfluorodecanoic acid (PFDA)	ND		2.0	0.77	ng/L		01/16/19 08:45	01/16/19 20:15	1

Method: 537 (modified) - Fluorinated Alkyl Substances (Continued)

Lab Sample ID: MB 200-139135/1-A
Matrix: Water
Analysis Batch: 139149

Client Sample ID: Method Blank
Prep Type: Total/NA
Prep Batch: 139135

Analyte	MB Result	MB Qualifier	RL	MDL	Unit	D	Prepared	Analyzed	Dil Fac
Perfluoroundecanoic acid (PFUnA)	ND	I	2.0	0.53	ng/L		01/16/19 08:45	01/16/19 20:15	1
Perfluorododecanoic acid (PFDoA)	ND		2.0	0.59	ng/L		01/16/19 08:45	01/16/19 20:15	1
Perfluorotridecanoic acid (PFTriA)	ND		2.0	0.60	ng/L		01/16/19 08:45	01/16/19 20:15	1
Perfluorotetradecanoic acid (PFTeA)	ND		2.0	0.92	ng/L		01/16/19 08:45	01/16/19 20:15	1
Perfluorobutanesulfonic acid (PFBS)	ND		2.0	0.49	ng/L		01/16/19 08:45	01/16/19 20:15	1
Perfluorohexanesulfonic acid (PFHxS)	ND		2.0	0.80	ng/L		01/16/19 08:45	01/16/19 20:15	1
Perfluoroheptanesulfonic Acid (PFHpS)	ND		2.0	0.95	ng/L		01/16/19 08:45	01/16/19 20:15	1
Perfluorooctanesulfonic acid (PFOS)	ND		2.0	0.61	ng/L		01/16/19 08:45	01/16/19 20:15	1
Perfluorodecanesulfonic acid (PFDS)	ND		2.0	0.90	ng/L		01/16/19 08:45	01/16/19 20:15	1
Perfluorooctanesulfonamide (PFOSA)	ND		2.0	0.64	ng/L		01/16/19 08:45	01/16/19 20:15	1
N-methylperfluorooctanesulfonamidoacetic acid (NMeFOSAA)	ND		20	1.7	ng/L		01/16/19 08:45	01/16/19 20:15	1
N-ethylperfluorooctanesulfonamidoacetic acid (NEtFOSAA)	ND		20	1.5	ng/L		01/16/19 08:45	01/16/19 20:15	1
1H,1H,2H,2H-perfluorooctanesulfonic acid (6:2)	ND		20	4.6	ng/L		01/16/19 08:45	01/16/19 20:15	1
1H,1H,2H,2H-perfluorodecanesulfonic acid (8:2)	ND		20	2.9	ng/L		01/16/19 08:45	01/16/19 20:15	1

Isotope Dilution	*MB %Recovery*	*MB Qualifier*	*Limits*	*Prepared*	*Analyzed*	*Dil Fac*
18O2 PFHxS	*108*		*50 - 150*	*01/16/19 08:45*	*01/16/19 20:15*	*1*
13C4 PFHpA	*105*		*50 - 150*	*01/16/19 08:45*	*01/16/19 20:15*	*1*
13C4 PFOA	*105*		*50 - 150*	*01/16/19 08:45*	*01/16/19 20:15*	*1*
13C4 PFOS	*95*		*50 - 150*	*01/16/19 08:45*	*01/16/19 20:15*	*1*
13C5 PFNA	*108*		*50 - 150*	*01/16/19 08:45*	*01/16/19 20:15*	*1*
13C4 PFBA	*85*		*25 - 150*	*01/16/19 08:45*	*01/16/19 20:15*	*1*
13C2 PFHxA	*110*		*50 - 150*	*01/16/19 08:45*	*01/16/19 20:15*	*1*
13C2 PFDA	*101*		*50 - 150*	*01/16/19 08:45*	*01/16/19 20:15*	*1*
13C2 PFUnA	*109*		*50 - 150*	*01/16/19 08:45*	*01/16/19 20:15*	*1*
13C2 PFDoA	*99*		*50 - 150*	*01/16/19 08:45*	*01/16/19 20:15*	*1*
13C8 FOSA	*58*		*25 - 150*	*01/16/19 08:45*	*01/16/19 20:15*	*1*
13C5 PFPeA	*110*		*25 - 150*	*01/16/19 08:45*	*01/16/19 20:15*	*1*
13C2 PFTeDA	*92*		*50 - 150*	*01/16/19 08:45*	*01/16/19 20:15*	*1*
d3-NMeFOSAA	*85*		*50 - 150*	*01/16/19 08:45*	*01/16/19 20:15*	*1*
d5-NEtFOSAA	*95*		*50 - 150*	*01/16/19 08:45*	*01/16/19 20:15*	*1*
M2-6:2 FTS	*147*		*25 - 150*	*01/16/19 08:45*	*01/16/19 20:15*	*1*
M2-8:2 FTS	*114*		*25 - 150*	*01/16/19 08:45*	*01/16/19 20:15*	*1*
13C3 PFBS	*107*		*50 - 150*	*01/16/19 08:45*	*01/16/19 20:15*	*1*

Lab Sample ID: LCS 200-139135/2-A
Matrix: Water
Analysis Batch: 139149

Client Sample ID: Lab Control Sample
Prep Type: Total/NA
Prep Batch: 139135

Analyte	Spike Added	LCS Result	LCS Qualifier	Unit	D	%Rec	%Rec. Limits
Perfluorobutanoic acid (PFBA)	40.0	37.6		ng/L		94	50 - 150
Perfluoropentanoic acid (PFPeA)	40.0	34.7		ng/L		87	50 - 150
Perfluorohexanoic acid (PFHxA)	40.0	38.0		ng/L		95	70 - 130
Perfluoroheptanoic acid (PFHpA)	40.0	39.7		ng/L		99	70 - 130
Perfluorooctanoic acid (PFOA)	40.0	40.1		ng/L		100	70 - 130

Method: 537 (modified) - Fluorinated Alkyl Substances (Continued)

Lab Sample ID: LCS 200-139135/2-A
Matrix: Water
Analysis Batch: 139149

Client Sample ID: Lab Control Sample
Prep Type: Total/NA
Prep Batch: 139135

Analyte	Spike Added	LCS Result	LCS Qualifier	Unit	D	%Rec	%Rec. Limits
Perfluorononanoic acid (PFNA)	40.0	39.6		ng/L		99	70 - 130
Perfluorodecanoic acid (PFDA)	40.0	39.1		ng/L		98	70 - 130
Perfluoroundecanoic acid (PFUnA)	40.0	41.2		ng/L		103	70 - 130
Perfluorododecanoic acid (PFDoA)	40.0	40.7		ng/L		102	70 - 130
Perfluorotridecanoic acid (PFTriA)	40.0	38.4		ng/L		96	70 - 130
Perfluorotetradecanoic acid (PFTeA)	40.0	40.4		ng/L		101	70 - 130
Perfluorobutanesulfonic acid (PFBS)	35.4	32.2		ng/L		91	70 - 130
Perfluorohexanesulfonic acid (PFHxS)	36.4	30.8		ng/L		85	70 - 130
Perfluoroheptanesulfonic Acid (PFHpS)	38.1	37.5		ng/L		99	50 - 150
Perfluorooctanesulfonic acid (PFOS)	37.1	36.7		ng/L		99	70 - 130
Perfluorodecanesulfonic acid (PFDS)	38.6	37.9		ng/L		98	50 - 150
Perfluorooctanesulfonamide (PFOSA)	40.0	39.4		ng/L		98	50 - 150
N-methylperfluorooctanesulfonamidoacetic acid (NMeFOSAA)	40.0	39.1		ng/L		98	70 - 130
N-ethylperfluorooctanesulfonamidoacetic acid (NEtFOSAA)	40.0	39.3		ng/L		98	70 - 130
1H,1H,2H,2H-perfluorooctanesulfonic acid (6:2)	37.9	40.2		ng/L		106	50 - 150
1H,1H,2H,2H-perfluorodecanesulfonic acid (8:2)	38.3	38.4		ng/L		100	50 - 150

Isotope Dilution	*LCS %Recovery*	*LCS Qualifier*	*Limits*
18O2 PFHxS	*128*		*50 - 150*
13C4 PFHpA	*113*		*50 - 150*
13C4 PFOA	*119*		*50 - 150*
13C4 PFOS	*109*		*50 - 150*
13C5 PFNA	*121*		*50 - 150*
13C4 PFBA	*105*		*25 - 150*
13C2 PFHxA	*125*		*50 - 150*
13C2 PFDA	*119*		*50 - 150*
13C2 PFUnA	*117*		*50 - 150*
13C2 PFDoA	*111*		*50 - 150*
13C8 FOSA	*71*		*25 - 150*
13C5 PFPeA	*104*		*25 - 150*
13C2 PFTeDA	*110*		*50 - 150*
d3-NMeFOSAA	*102*		*50 - 150*
d5-NEtFOSAA	*111*		*50 - 150*
M2-6:2 FTS	*157*	*	*25 - 150*
M2-8:2 FTS	*134*		*25 - 150*
13C3 PFBS	*120*		*50 - 150*

Method: 537 (modified) - Fluorinated Alkyl Substances (Continued)

Lab Sample ID: LCSD 200-139135/3-A
Matrix: Water
Analysis Batch: 139149

Client Sample ID: Lab Control Sample Dup
Prep Type: Total/NA
Prep Batch: 139135

Analyte	Spike Added	LCSD Result	LCSD Qualifier	Unit	D	%Rec	%Rec. Limits	RPD	RPD Limit
Perfluorobutanoic acid (PFBA)	40.0	39.6		ng/L		99	50 - 150	5	30
Perfluoropentanoic acid (PFPeA)	40.0	31.5		ng/L		79	50 - 150	10	30
Perfluorohexanoic acid (PFHxA)	40.0	38.0		ng/L		95	70 - 130	0	20
Perfluoroheptanoic acid (PFHpA)	40.0	41.4		ng/L		103	70 - 130	4	20
Perfluorooctanoic acid (PFOA)	40.0	40.1		ng/L		100	70 - 130	0	20
Perfluorononanoic acid (PFNA)	40.0	40.3		ng/L		101	70 - 130	2	20
Perfluorodecanoic acid (PFDA)	40.0	41.5		ng/L		104	70 - 130	6	20
Perfluoroundecanoic acid (PFUnA)	40.0	39.5		ng/L		99	70 - 130	4	20
Perfluorododecanoic acid (PFDoA)	40.0	41.7		ng/L		104	70 - 130	2	20
Perfluorotridecanoic acid (PFTriA)	40.0	38.4		ng/L		96	70 - 130	0	20
Perfluorotetradecanoic acid (PFTeA)	40.0	41.7		ng/L		104	70 - 130	3	20
Perfluorobutanesulfonic acid (PFBS)	35.4	30.5		ng/L		86	70 - 130	6	20
Perfluorohexanesulfonic acid (PFHxS)	36.4	29.5		ng/L		81	70 - 130	4	20
Perfluoroheptanesulfonic Acid (PFHpS)	38.1	38.6		ng/L		101	50 - 150	3	30
Perfluorooctanesulfonic acid (PFOS)	37.1	37.7		ng/L		102	70 - 130	3	20
Perfluorodecanesulfonic acid (PFDS)	38.6	37.0		ng/L		96	50 - 150	2	30
Perfluorooctanesulfonamide (PFOSA)	40.0	38.1		ng/L		95	50 - 150	3	30
N-methylperfluorooctanesulfonamidoacetic acid (NMeFOSAA)	40.0	38.4		ng/L		96	70 - 130	2	20
N-ethylperfluorooctanesulfonamidoacetic acid (NEtFOSAA)	40.0	37.6		ng/L		94	70 - 130	5	20
1H,1H,2H,2H-perfluorooctanesulfonic acid (6:2)	37.9	38.4		ng/L		101	50 - 150	5	30
1H,1H,2H,2H-perfluorodecanesulfonic acid (8:2)	38.3	41.3		ng/L		108	50 - 150	7	30

Isotope Dilution	*LCSD %Recovery*	*LCSD Qualifier*	*Limits*
18O2 PFHxS	*114*		*50 - 150*
13C4 PFHpA	*102*		*50 - 150*
13C4 PFOA	*102*		*50 - 150*
13C4 PFOS	*97*		*50 - 150*
13C5 PFNA	*101*		*50 - 150*
13C4 PFBA	*95*		*25 - 150*
13C2 PFHxA	*115*		*50 - 150*
13C2 PFDA	*103*		*50 - 150*
13C2 PFUnA	*106*		*50 - 150*
13C2 PFDoA	*93*		*50 - 150*
13C8 FOSA	*63*		*25 - 150*
13C5 PFPeA	*115*		*25 - 150*
13C2 PFTeDA	*89*		*50 - 150*
d3-NMeFOSAA	*84*		*50 - 150*

Method: 537 (modified) - Fluorinated Alkyl Substances (Continued)

Lab Sample ID: LCSD 200-139135/3-A
Matrix: Water
Analysis Batch: 139149

Client Sample ID: Lab Control Sample Dup
Prep Type: Total/NA
Prep Batch: 139135

Isotope Dilution	*LCSD %Recovery*	*LCSD Qualifier*	*Limits*
d5-NEtFOSAA	*98*		*50 - 150*
M2-6:2 FTS	*144*		*25 - 150*
M2-8:2 FTS	*114*		*25 - 150*
13C3 PFBS	*113*		*50 - 150*

Method: 6010C - Metals (ICP)

Lab Sample ID: MB 480-454763/1-A
Matrix: Water
Analysis Batch: 455068

Client Sample ID: Method Blank
Prep Type: Total/NA
Prep Batch: 454763

Analyte	MB Result	MB Qualifier	RL	MDL	Unit	D	Prepared	Analyzed	Dil Fac
Arsenic	ND		0.015	0.0056	mg/L		01/12/19 12:17	01/14/19 19:18	1
Barium	ND		0.0020	0.00070	mg/L		01/12/19 12:17	01/14/19 19:18	1
Cadmium	ND		0.0020	0.00050	mg/L		01/12/19 12:17	01/14/19 19:18	1
Chromium	ND		0.0040	0.0010	mg/L		01/12/19 12:17	01/14/19 19:18	1
Lead	ND		0.010	0.0030	mg/L		01/12/19 12:17	01/14/19 19:18	1
Selenium	ND		0.025	0.0087	mg/L		01/12/19 12:17	01/14/19 19:18	1
Silver	ND		0.0060	0.0017	mg/L		01/12/19 12:17	01/14/19 19:18	1

Lab Sample ID: LCS 480-454763/2-A
Matrix: Water
Analysis Batch: 455068

Client Sample ID: Lab Control Sample
Prep Type: Total/NA
Prep Batch: 454763

Analyte	Spike Added	LCS Result	LCS Qualifier	Unit	D	%Rec	%Rec. Limits
Arsenic	0.200	0.197		mg/L		99	80 - 120
Barium	0.200	0.188		mg/L		94	80 - 120
Cadmium	0.200	0.192		mg/L		96	80 - 120
Chromium	0.200	0.186		mg/L		93	80 - 120
Lead	0.200	0.185		mg/L		92	80 - 120
Selenium	0.200	0.188		mg/L		94	80 - 120
Silver	0.0500	0.0475		mg/L		95	80 - 120

Lab Sample ID: MB 480-454780/1-A
Matrix: Solid
Analysis Batch: 455035

Client Sample ID: Method Blank
Prep Type: Total/NA
Prep Batch: 454780

Analyte	MB Result	MB Qualifier	RL	MDL	Unit	D	Prepared	Analyzed	Dil Fac
Arsenic	ND		1.9	0.39	mg/Kg		01/12/19 10:29	01/14/19 11:41	1
Barium	ND		0.49	0.11	mg/Kg		01/12/19 10:29	01/14/19 11:41	1
Cadmium	ND		0.19	0.029	mg/Kg		01/12/19 10:29	01/14/19 11:41	1
Chromium	ND		0.49	0.19	mg/Kg		01/12/19 10:29	01/14/19 11:41	1
Lead	ND		0.97	0.23	mg/Kg		01/12/19 10:29	01/14/19 11:41	1
Selenium	ND		3.9	0.39	mg/Kg		01/12/19 10:29	01/14/19 11:41	1
Silver	ND		0.58	0.19	mg/Kg		01/12/19 10:29	01/14/19 11:41	1

Method: 6010C - Metals (ICP) (Continued)

Lab Sample ID: LCSSRM 480-454780/2-A
Matrix: Solid
Analysis Batch: 455035

Client Sample ID: Lab Control Sample
Prep Type: Total/NA
Prep Batch: 454780

Analyte	Spike Added	LCSSRM Result	LCSSRM Qualifier	Unit	D	%Rec	%Rec. Limits
Arsenic	171	146.2		mg/Kg		85.5	66.1 - 122.2
Barium	272	224.6		mg/Kg		82.6	71.7 - 119.5
Cadmium	225	184.2		mg/Kg		81.9	70.2 - 117.3
Chromium	144	121.6		mg/Kg		84.4	66.1 - 122.9
Lead	111	112.4		mg/Kg		101.2	71.0 - 128.8
Selenium	206	176.4		mg/Kg		85.6	63.6 - 122.3
Silver	45.5	38.35		mg/Kg		84.3	66.2 - 124.2

Lab Sample ID: MB 480-457382/1-B
Matrix: Water
Analysis Batch: 457643

Client Sample ID: Method Blank
Prep Type: Dissolved
Prep Batch: 457479

Analyte	MB Result	MB Qualifier	RL	MDL	Unit	D	Prepared	Analyzed	Dil Fac
Arsenic	ND		0.015	0.0056	mg/L		02/04/19 08:30	02/04/19 14:19	1
Barium	0.00315		0.0020	0.00070	mg/L		02/04/19 08:30	02/04/19 14:19	1
Cadmium	ND		0.0020	0.00050	mg/L		02/04/19 08:30	02/04/19 14:19	1
Chromium	ND		0.0040	0.0010	mg/L		02/04/19 08:30	02/04/19 14:19	1
Lead	ND		0.010	0.0030	mg/L		02/04/19 08:30	02/04/19 14:19	1
Selenium	ND		0.025	0.0087	mg/L		02/04/19 08:30	02/04/19 14:19	1
Silver	ND		0.0060	0.0017	mg/L		02/04/19 08:30	02/04/19 14:19	1

Lab Sample ID: LCS 480-457382/2-B
Matrix: Water
Analysis Batch: 457643

Client Sample ID: Lab Control Sample
Prep Type: Dissolved
Prep Batch: 457479

Analyte	Spike Added	LCS Result	LCS Qualifier	Unit	D	%Rec	%Rec. Limits
Arsenic	0.200	0.198		mg/L		99	80 - 120
Barium	0.200	0.192		mg/L		96	80 - 120
Cadmium	0.200	0.194		mg/L		97	80 - 120
Chromium	0.200	0.190		mg/L		95	80 - 120
Lead	0.200	0.190		mg/L		95	80 - 120
Selenium	0.200	0.203		mg/L		102	80 - 120
Silver	0.0500	0.0486		mg/L		97	80 - 120

Lab Sample ID: 480-147726-5 MS
Matrix: Water
Analysis Batch: 457643

Client Sample ID: MW-1
Prep Type: Dissolved
Prep Batch: 457479

Analyte	Sample Result	Sample Qualifier	Spike Added	MS Result	MS Qualifier	Unit	D	%Rec	%Rec. Limits
Arsenic	ND		0.200	0.217		mg/L		108	75 - 125
Barium	0.12	B	0.200	0.324		mg/L		103	75 - 125
Cadmium	0.00052	J	0.200	0.210		mg/L		105	75 - 125
Chromium	ND		0.200	0.197		mg/L		98	75 - 125

Method: 6010C - Metals (ICP) (Continued)

Lab Sample ID: 480-147726-5 MS
Matrix: Water
Analysis Batch: 457643

Client Sample ID: MW-1
Prep Type: Dissolved
Prep Batch: 457479

Analyte	Sample Result	Sample Qualifier	Spike Added	MS Result	MS Qualifier	Unit	D	%Rec	%Rec. Limits		
Lead	ND		0.200	0.203		mg/L		101	75 - 125		
Selenium	ND		0.200	0.221		mg/L		111	75 - 125		
Silver	ND		0.0500	0.0533		mg/L		107	75 - 125		

Lab Sample ID: 480-147726-5 MSD
Matrix: Water
Analysis Batch: 457643

Client Sample ID: MW-1
Prep Type: Dissolved
Prep Batch: 457479

Analyte	Sample Result	Sample Qualifier	Spike Added	MSD Result	MSD Qualifier	Unit	D	%Rec	%Rec. Limits	RPD	RPD Limit
Arsenic	ND		0.200	0.205		mg/L		102	75 - 125	6	20
Barium	0.12	B	0.200	0.306		mg/L		93	75 - 125	6	20
Cadmium	0.00052	J	0.200	0.197		mg/L		98	75 - 125	6	20
Chromium	ND		0.200	0.183		mg/L		92	75 - 125	7	20
Lead	ND		0.200	0.191		mg/L		95	75 - 125	6	20
Selenium	ND		0.200	0.203		mg/L		102	75 - 125	8	20
Silver	ND		0.0500	0.0494		mg/L		99	75 - 125	8	20

Method: 7470A - Mercury (CVAA)

Lab Sample ID: MB 480-454892/1-A
Matrix: Water
Analysis Batch: 454985

Client Sample ID: Method Blank
Prep Type: Total/NA
Prep Batch: 454892

Analyte	MB Result	MB Qualifier	RL	MDL	Unit	D	Prepared	Analyzed	Dil Fac
Mercury	ND		0.00020	0.00012	mg/L		01/14/19 11:30	01/14/19 14:57	1

Lab Sample ID: LCS 480-454892/2-A
Matrix: Water
Analysis Batch: 454985

Client Sample ID: Lab Control Sample
Prep Type: Total/NA
Prep Batch: 454892

Analyte			Spike Added	LCS Result	LCS Qualifier	Unit	D	%Rec	%Rec. Limits		
Mercury			0.00667	0.00723		mg/L		108	80 - 120		

Lab Sample ID: MB 480-457382/1-C
Matrix: Water
Analysis Batch: 457610

Client Sample ID: Method Blank
Prep Type: Dissolved
Prep Batch: 457566

Analyte	MB Result	MB Qualifier	RL	MDL	Unit	D	Prepared	Analyzed	Dil Fac
Mercury	ND		0.00020	0.00012	mg/L		02/04/19 11:12	02/04/19 13:28	1

Lab Sample ID: LCS 480-457382/2-C
Matrix: Water
Analysis Batch: 457610

Client Sample ID: Lab Control Sample
Prep Type: Dissolved
Prep Batch: 457566

Analyte			Spike Added	LCS Result	LCS Qualifier	Unit	D	%Rec	%Rec. Limits		
Mercury			0.00667	0.00750		mg/L		112	80 - 120		

Method: 7470A - Mercury (CVAA) (Continued)

Lab Sample ID: 480-147726-5 MS — **Client Sample ID: MW-1**
Matrix: Water — **Prep Type: Dissolved**
Analysis Batch: 457610 — **Prep Batch: 457566**

Analyte	Sample Result	Sample Qualifier	Spike Added	MS Result	MS Qualifier	Unit	D	%Rec	%Rec. Limits
Mercury	ND		0.00667	0.00717		mg/L		107	80 - 120

Lab Sample ID: 480-147726-5 MSD — **Client Sample ID: MW-1**
Matrix: Water — **Prep Type: Dissolved**
Analysis Batch: 457610 — **Prep Batch: 457566**

Analyte	Sample Result	Sample Qualifier	Spike Added	MSD Result	MSD Qualifier	Unit	D	%Rec	%Rec. Limits	RPD	RPD Limit
Mercury	ND		0.00667	0.00723		mg/L		108	80 - 120	1	20

Method: 7471B - Mercury (CVAA)

Lab Sample ID: MB 480-455139/1-A — **Client Sample ID: Method Blank**
Matrix: Solid — **Prep Type: Total/NA**
Analysis Batch: 455166 — **Prep Batch: 455139**

Analyte	MB Result	MB Qualifier	RL	MDL	Unit	D	Prepared	Analyzed	Dil Fac
Mercury	ND		0.020	0.0081	mg/Kg		01/15/19 15:00	01/15/19 15:47	1

Lab Sample ID: LCSSRM 480-455139/2-A ^10 — **Client Sample ID: Lab Control Sample**
Matrix: Solid — **Prep Type: Total/NA**
Analysis Batch: 455166 — **Prep Batch: 455139**

Analyte	Spike Added	LCSSRM Result	LCSSRM Qualifier	Unit	D	%Rec	%Rec. Limits
Mercury	12.0	10.73		mg/Kg		89.4	57.3 - 133.3

Lab Sample ID: 480-147726-2 MS — **Client Sample ID: LBA-SB3**
Matrix: Solid — **Prep Type: Total/NA**
Analysis Batch: 455166 — **Prep Batch: 455139**

Analyte	Sample Result	Sample Qualifier	Spike Added	MS Result	MS Qualifier	Unit	D	%Rec	%Rec. Limits
Mercury	0.029		0.377	0.438		mg/Kg	☼	108	80 - 120

Lab Sample ID: 480-147726-2 MSD — **Client Sample ID: LBA-SB3**
Matrix: Solid — **Prep Type: Total/NA**
Analysis Batch: 455166 — **Prep Batch: 455139**

Analyte	Sample Result	Sample Qualifier	Spike Added	MSD Result	MSD Qualifier	Unit	D	%Rec	%Rec. Limits	RPD	RPD Limit
Mercury	0.029		0.382	0.432		mg/Kg	☼	105	80 - 120	1	20

Method: 9012B - Cyanide, Total andor Amenable

Lab Sample ID: MB 480-455090/1-A — **Client Sample ID: Method Blank**
Matrix: Solid — **Prep Type: Total/NA**
Analysis Batch: 455113 — **Prep Batch: 455090**

Analyte	MB Result	MB Qualifier	RL	MDL	Unit	D	Prepared	Analyzed	Dil Fac
Cyanide, Total	0.668	J	0.94	0.45	mg/Kg		01/15/19 10:38	01/15/19 12:24	1

Method: 9012B - Cyanide, Total andor Amenable (Continued)

Lab Sample ID: LCS 480-455090/2-A — **Client Sample ID: Lab Control Sample**
Matrix: Solid — **Prep Type: Total/NA**
Analysis Batch: 455113 — **Prep Batch: 455090**

Analyte	Spike Added	LCS Result	LCS Qualifier	Unit	D	%Rec	%Rec. Limits
Cyanide, Total	38.1	40.72		mg/Kg		107	29 - 122

Lab Sample ID: LCSSRM 480-455090/3-A ^2 — **Client Sample ID: Lab Control Sample**
Matrix: Solid — **Prep Type: Total/NA**
Analysis Batch: 455113 — **Prep Batch: 455090**

Analyte	Spike Added	LCSSRM Result	LCSSRM Qualifier	Unit	D	%Rec	%Rec. Limits
Cyanide, Total	86.4	84.34		mg/Kg		97.6	29.1 - 119.2

Lab Sample ID: 480-147726-3 MS — **Client Sample ID: LBA-SB4**
Matrix: Solid — **Prep Type: Total/NA**
Analysis Batch: 455113 — **Prep Batch: 455090**

Analyte	Sample Result	Sample Qualifier	Spike Added	MS Result	MS Qualifier	Unit	D	%Rec	%Rec. Limits
Cyanide, Total	ND		10.4	11.24		mg/Kg	☼	108	85 - 115

Lab Sample ID: 480-147726-4 MS — **Client Sample ID: BLIND DUPLICATE-01**
Matrix: Solid — **Prep Type: Total/NA**
Analysis Batch: 455113 — **Prep Batch: 455090**

Analyte	Sample Result	Sample Qualifier	Spike Added	MS Result	MS Qualifier	Unit	D	%Rec	%Rec. Limits
Cyanide, Total	ND		11.0	11.15		mg/Kg	☼	101	85 - 115

Lab Sample ID: 480-147726-1 DU — **Client Sample ID: LBA-SB2**
Matrix: Solid — **Prep Type: Total/NA**
Analysis Batch: 455113 — **Prep Batch: 455090**

Analyte	Sample Result	Sample Qualifier	DU Result	DU Qualifier	Unit	D	RPD	RPD Limit
Cyanide, Total	ND		ND		mg/Kg	☼	NC	15

Lab Sample ID: MB 480-455342/1-A — **Client Sample ID: Method Blank**
Matrix: Water — **Prep Type: Total/NA**
Analysis Batch: 455479 — **Prep Batch: 455342**

Analyte	MB Result	MB Qualifier	RL	MDL	Unit	D	Prepared	Analyzed	Dil Fac
Cyanide, Total	ND		0.010	0.0050	mg/L		01/16/19 14:45	01/17/19 10:35	1

Lab Sample ID: LCS 480-455342/2-A — **Client Sample ID: Lab Control Sample**
Matrix: Water — **Prep Type: Total/NA**
Analysis Batch: 455479 — **Prep Batch: 455342**

Analyte	Spike Added	LCS Result	LCS Qualifier	Unit	D	%Rec	%Rec. Limits
Cyanide, Total	0.400	0.433		mg/L		108	90 - 110

Method: 9012B - Cyanide, Total andor Amenable (Continued)

Lab Sample ID: LCS 480-455342/3-A
Matrix: Water
Analysis Batch: 455479

Client Sample ID: Lab Control Sample
Prep Type: Total/NA
Prep Batch: 455342

Analyte	Spike Added	LCS Result	LCS Qualifier	Unit	D	%Rec	%Rec. Limits
Cyanide, Total	0.250	0.282	*	mg/L		113	90 - 110

QC Association Summary

Client: LaBella Associates DPC
Project/Site: Webster CSD Willink Middle School

TestAmerica Job ID: 480-147726-1

GC/MS VOA

Analysis Batch: 454857

Lab Sample ID	Client Sample ID	Prep Type	Matrix	Method	Prep Batch
480-147726-5	MW-1	Total/NA	Water	8260C	
480-147726-8	BLIND DUPLICATE-02	Total/NA	Water	8260C	
MB 480-454857/8	Method Blank	Total/NA	Water	8260C	
LCS 480-454857/5	Lab Control Sample	Total/NA	Water	8260C	

Prep Batch: 455234

Lab Sample ID	Client Sample ID	Prep Type	Matrix	Method	Prep Batch
480-147726-1	LBA-SB2	Total/NA	Solid	5035A_L	
480-147726-2	LBA-SB3	Total/NA	Solid	5035A_L	
480-147726-3	LBA-SB4	Total/NA	Solid	5035A_L	
480-147726-4	BLIND DUPLICATE-01	Total/NA	Solid	5035A_L	
MB 480-455234/2-A	Method Blank	Total/NA	Solid	5035A_L	
LCS 480-455234/1-A	Lab Control Sample	Total/NA	Solid	5035A_L	

Analysis Batch: 455237

Lab Sample ID	Client Sample ID	Prep Type	Matrix	Method	Prep Batch
480-147726-1	LBA-SB2	Total/NA	Solid	8260C	455234
480-147726-2	LBA-SB3	Total/NA	Solid	8260C	455234
480-147726-3	LBA-SB4	Total/NA	Solid	8260C	455234
480-147726-4	BLIND DUPLICATE-01	Total/NA	Solid	8260C	455234
MB 480-455234/2-A	Method Blank	Total/NA	Solid	8260C	455234
LCS 480-455234/1-A	Lab Control Sample	Total/NA	Solid	8260C	455234

GC/MS Semi VOA

Prep Batch: 454744

Lab Sample ID	Client Sample ID	Prep Type	Matrix	Method	Prep Batch
480-147726-1	LBA-SB2	Total/NA	Solid	3550C	
480-147726-2	LBA-SB3	Total/NA	Solid	3550C	
480-147726-3	LBA-SB4	Total/NA	Solid	3550C	
480-147726-4	BLIND DUPLICATE-01	Total/NA	Solid	3550C	
MB 480-454744/1-A	Method Blank	Total/NA	Solid	3550C	
LCS 480-454744/2-A	Lab Control Sample	Total/NA	Solid	3550C	

Prep Batch: 454847

Lab Sample ID	Client Sample ID	Prep Type	Matrix	Method	Prep Batch
480-147726-5	MW-1	Total/NA	Water	3510C	
480-147726-8	BLIND DUPLICATE-02	Total/NA	Water	3510C	
MB 480-454847/1-A	Method Blank	Total/NA	Water	3510C	
LCS 480-454847/2-A	Lab Control Sample	Total/NA	Water	3510C	

Prep Batch: 454860

Lab Sample ID	Client Sample ID	Prep Type	Matrix	Method	Prep Batch
480-147726-5	MW-1	Total/NA	Water	3510C	
480-147726-8	BLIND DUPLICATE-02	Total/NA	Water	3510C	
MB 480-454860/1-A	Method Blank	Total/NA	Water	3510C	
LCS 480-454860/2-A	Lab Control Sample	Total/NA	Water	3510C	
LCSD 480-454860/3-A	Lab Control Sample Dup	Total/NA	Water	3510C	

GC/MS Semi VOA (Continued)

Analysis Batch: 455117

Lab Sample ID	Client Sample ID	Prep Type	Matrix	Method	Prep Batch
480-147726-1	LBA-SB2	Total/NA	Solid	8270D	454744
480-147726-2	LBA-SB3	Total/NA	Solid	8270D	454744
480-147726-3	LBA-SB4	Total/NA	Solid	8270D	454744
480-147726-4	BLIND DUPLICATE-01	Total/NA	Solid	8270D	454744
MB 480-454744/1-A	Method Blank	Total/NA	Solid	8270D	454744
LCS 480-454744/2-A	Lab Control Sample	Total/NA	Solid	8270D	454744

Analysis Batch: 455270

Lab Sample ID	Client Sample ID	Prep Type	Matrix	Method	Prep Batch
480-147726-5	MW-1	Total/NA	Water	8270D	454847
480-147726-8	BLIND DUPLICATE-02	Total/NA	Water	8270D	454847
MB 480-454847/1-A	Method Blank	Total/NA	Water	8270D	454847
LCS 480-454847/2-A	Lab Control Sample	Total/NA	Water	8270D	454847

Analysis Batch: 456469

Lab Sample ID	Client Sample ID	Prep Type	Matrix	Method	Prep Batch
480-147726-5	MW-1	Total/NA	Water	8270D SIM ID	454860
480-147726-8	BLIND DUPLICATE-02	Total/NA	Water	8270D SIM ID	454860
MB 480-454860/1-A	Method Blank	Total/NA	Water	8270D SIM ID	454860
LCS 480-454860/2-A	Lab Control Sample	Total/NA	Water	8270D SIM ID	454860
LCSD 480-454860/3-A	Lab Control Sample Dup	Total/NA	Water	8270D SIM ID	454860

GC VOA

Analysis Batch: 454679

Lab Sample ID	Client Sample ID	Prep Type	Matrix	Method	Prep Batch
480-147726-5	MW-1	Total/NA	Water	8015D	454708
480-147726-8	BLIND DUPLICATE-02	Total/NA	Water	8015D	454708
MB 480-454708/1-A	Method Blank	Total/NA	Water	8015D	454708
LCS 480-454708/2-A	Lab Control Sample	Total/NA	Water	8015D	454708
LCSD 480-454708/3-A	Lab Control Sample Dup	Total/NA	Water	8015D	454708
480-147726-5 MS	MW-1	Total/NA	Water	8015D	454708
480-147726-5 MSD	MW-1	Total/NA	Water	8015D	454708

Prep Batch: 454708

Lab Sample ID	Client Sample ID	Prep Type	Matrix	Method	Prep Batch
480-147726-5	MW-1	Total/NA	Water	8015 Prep	
480-147726-8	BLIND DUPLICATE-02	Total/NA	Water	8015 Prep	
MB 480-454708/1-A	Method Blank	Total/NA	Water	8015 Prep	
LCS 480-454708/2-A	Lab Control Sample	Total/NA	Water	8015 Prep	
LCSD 480-454708/3-A	Lab Control Sample Dup	Total/NA	Water	8015 Prep	
480-147726-5 MS	MW-1	Total/NA	Water	8015 Prep	
480-147726-5 MSD	MW-1	Total/NA	Water	8015 Prep	

GC Semi VOA

Prep Batch: 454745

Lab Sample ID	Client Sample ID	Prep Type	Matrix	Method	Prep Batch
480-147726-5	MW-1	Total/NA	Water	3510C	
480-147726-8	BLIND DUPLICATE-02	Total/NA	Water	3510C	

GC Semi VOA (Continued)

Prep Batch: 454745 (Continued)

Lab Sample ID	Client Sample ID	Prep Type	Matrix	Method	Prep Batch
MB 480-454745/1-A	Method Blank	Total/NA	Water	3510C	
LCS 480-454745/2-A	Lab Control Sample	Total/NA	Water	3510C	
LCSD 480-454745/3-A	Lab Control Sample Dup	Total/NA	Water	3510C	

Prep Batch: 454747

Lab Sample ID	Client Sample ID	Prep Type	Matrix	Method	Prep Batch
480-147726-1	LBA-SB2	Total/NA	Solid	3550C	
480-147726-2	LBA-SB3	Total/NA	Solid	3550C	
480-147726-3	LBA-SB4	Total/NA	Solid	3550C	
480-147726-4	BLIND DUPLICATE-01	Total/NA	Solid	3550C	
MB 480-454747/1-A	Method Blank	Total/NA	Solid	3550C	
LCS 480-454747/2-A	Lab Control Sample	Total/NA	Solid	3550C	
480-147726-2 MS	LBA-SB3	Total/NA	Solid	3550C	
480-147726-2 MSD	LBA-SB3	Total/NA	Solid	3550C	

Prep Batch: 454749

Lab Sample ID	Client Sample ID	Prep Type	Matrix	Method	Prep Batch
480-147726-5	MW-1	Total/NA	Water	3510C	
480-147726-8	BLIND DUPLICATE-02	Total/NA	Water	3510C	
MB 480-454749/1-A	Method Blank	Total/NA	Water	3510C	
LCS 480-454749/2-A	Lab Control Sample	Total/NA	Water	3510C	
LCSD 480-454749/3-A	Lab Control Sample Dup	Total/NA	Water	3510C	

Analysis Batch: 454825

Lab Sample ID	Client Sample ID	Prep Type	Matrix	Method	Prep Batch
480-147726-5	MW-1	Total/NA	Water	8082A	454749
480-147726-8	BLIND DUPLICATE-02	Total/NA	Water	8082A	454749
MB 480-454749/1-A	Method Blank	Total/NA	Water	8082A	454749
LCS 480-454749/2-A	Lab Control Sample	Total/NA	Water	8082A	454749
LCSD 480-454749/3-A	Lab Control Sample Dup	Total/NA	Water	8082A	454749

Prep Batch: 454848

Lab Sample ID	Client Sample ID	Prep Type	Matrix	Method	Prep Batch
480-147726-1	LBA-SB2	Total/NA	Solid	3550C	
480-147726-2	LBA-SB3	Total/NA	Solid	3550C	
480-147726-3	LBA-SB4	Total/NA	Solid	3550C	
480-147726-4	BLIND DUPLICATE-01	Total/NA	Solid	3550C	
MB 480-454848/1-A	Method Blank	Total/NA	Solid	3550C	
LCS 480-454848/2-A	Lab Control Sample	Total/NA	Solid	3550C	
480-147726-1 MS	LBA-SB2	Total/NA	Solid	3550C	
480-147726-1 MSD	LBA-SB2	Total/NA	Solid	3550C	

Analysis Batch: 454849

Lab Sample ID	Client Sample ID	Prep Type	Matrix	Method	Prep Batch
480-147726-5	MW-1	Total/NA	Water	8081B	454745
480-147726-8	BLIND DUPLICATE-02	Total/NA	Water	8081B	454745
MB 480-454745/1-A	Method Blank	Total/NA	Water	8081B	454745
LCS 480-454745/2-A	Lab Control Sample	Total/NA	Water	8081B	454745
LCSD 480-454745/3-A	Lab Control Sample Dup	Total/NA	Water	8081B	454745

GC Semi VOA (Continued)

Analysis Batch: 454853

Lab Sample ID	Client Sample ID	Prep Type	Matrix	Method	Prep Batch
480-147726-1	LBA-SB2	Total/NA	Solid	8081B	454747
480-147726-2	LBA-SB3	Total/NA	Solid	8081B	454747
480-147726-3	LBA-SB4	Total/NA	Solid	8081B	454747
480-147726-4	BLIND DUPLICATE-01	Total/NA	Solid	8081B	454747
MB 480-454747/1-A	Method Blank	Total/NA	Solid	8081B	454747
480-147726-2 MS	LBA-SB3	Total/NA	Solid	8081B	454747
480-147726-2 MSD	LBA-SB3	Total/NA	Solid	8081B	454747

Analysis Batch: 455096

Lab Sample ID	Client Sample ID	Prep Type	Matrix	Method	Prep Batch
LCS 480-454747/2-A	Lab Control Sample	Total/NA	Solid	8081B	454747

Analysis Batch: 455460

Lab Sample ID	Client Sample ID	Prep Type	Matrix	Method	Prep Batch
480-147726-1	LBA-SB2	Total/NA	Solid	8082A	454848
480-147726-2	LBA-SB3	Total/NA	Solid	8082A	454848
480-147726-3	LBA-SB4	Total/NA	Solid	8082A	454848
480-147726-4	BLIND DUPLICATE-01	Total/NA	Solid	8082A	454848
MB 480-454848/1-A	Method Blank	Total/NA	Solid	8082A	454848
LCS 480-454848/2-A	Lab Control Sample	Total/NA	Solid	8082A	454848
480-147726-1 MS	LBA-SB2	Total/NA	Solid	8082A	454848
480-147726-1 MSD	LBA-SB2	Total/NA	Solid	8082A	454848

LCMS

Prep Batch: 139135

Lab Sample ID	Client Sample ID	Prep Type	Matrix	Method	Prep Batch
480-147726-5	MW-1	Total/NA	Water	3535	
480-147726-6	ERB-01	Total/NA	Water	3535	
480-147726-7	FIELD BLANK-01	Total/NA	Water	3535	
480-147726-8	BLIND DUPLICATE-02	Total/NA	Water	3535	
MB 200-139135/1-A	Method Blank	Total/NA	Water	3535	
LCS 200-139135/2-A	Lab Control Sample	Total/NA	Water	3535	
LCSD 200-139135/3-A	Lab Control Sample Dup	Total/NA	Water	3535	

Analysis Batch: 139149

Lab Sample ID	Client Sample ID	Prep Type	Matrix	Method	Prep Batch
480-147726-5	MW-1	Total/NA	Water	537 (modified)	139135
480-147726-6	ERB-01	Total/NA	Water	537 (modified)	139135
480-147726-7	FIELD BLANK-01	Total/NA	Water	537 (modified)	139135
480-147726-8	BLIND DUPLICATE-02	Total/NA	Water	537 (modified)	139135
MB 200-139135/1-A	Method Blank	Total/NA	Water	537 (modified)	139135
LCS 200-139135/2-A	Lab Control Sample	Total/NA	Water	537 (modified)	139135
LCSD 200-139135/3-A	Lab Control Sample Dup	Total/NA	Water	537 (modified)	139135

Metals

Prep Batch: 454763

Lab Sample ID	Client Sample ID	Prep Type	Matrix	Method	Prep Batch
480-147726-8	BLIND DUPLICATE-02	Total/NA	Water	3005A	

Metals (Continued)

Prep Batch: 454763 (Continued)

Lab Sample ID	Client Sample ID	Prep Type	Matrix	Method	Prep Batch
MB 480-454763/1-A	Method Blank	Total/NA	Water	3005A	
LCS 480-454763/2-A	Lab Control Sample	Total/NA	Water	3005A	

Prep Batch: 454780

Lab Sample ID	Client Sample ID	Prep Type	Matrix	Method	Prep Batch
480-147726-1	LBA-SB2	Total/NA	Solid	3050B	
480-147726-2	LBA-SB3	Total/NA	Solid	3050B	
480-147726-3	LBA-SB4	Total/NA	Solid	3050B	
480-147726-4	BLIND DUPLICATE-01	Total/NA	Solid	3050B	
MB 480-454780/1-A	Method Blank	Total/NA	Solid	3050B	
LCSSRM 480-454780/2-A	Lab Control Sample	Total/NA	Solid	3050B	

Prep Batch: 454892

Lab Sample ID	Client Sample ID	Prep Type	Matrix	Method	Prep Batch
480-147726-8	BLIND DUPLICATE-02	Total/NA	Water	7470A	
MB 480-454892/1-A	Method Blank	Total/NA	Water	7470A	
LCS 480-454892/2-A	Lab Control Sample	Total/NA	Water	7470A	

Analysis Batch: 454985

Lab Sample ID	Client Sample ID	Prep Type	Matrix	Method	Prep Batch
480-147726-8	BLIND DUPLICATE-02	Total/NA	Water	7470A	454892
MB 480-454892/1-A	Method Blank	Total/NA	Water	7470A	454892
LCS 480-454892/2-A	Lab Control Sample	Total/NA	Water	7470A	454892

Analysis Batch: 455035

Lab Sample ID	Client Sample ID	Prep Type	Matrix	Method	Prep Batch
480-147726-1	LBA-SB2	Total/NA	Solid	6010C	454780
480-147726-2	LBA-SB3	Total/NA	Solid	6010C	454780
480-147726-3	LBA-SB4	Total/NA	Solid	6010C	454780
480-147726-4	BLIND DUPLICATE-01	Total/NA	Solid	6010C	454780
MB 480-454780/1-A	Method Blank	Total/NA	Solid	6010C	454780
LCSSRM 480-454780/2-A	Lab Control Sample	Total/NA	Solid	6010C	454780

Analysis Batch: 455068

Lab Sample ID	Client Sample ID	Prep Type	Matrix	Method	Prep Batch
480-147726-8	BLIND DUPLICATE-02	Total/NA	Water	6010C	454763
MB 480-454763/1-A	Method Blank	Total/NA	Water	6010C	454763
LCS 480-454763/2-A	Lab Control Sample	Total/NA	Water	6010C	454763

Prep Batch: 455139

Lab Sample ID	Client Sample ID	Prep Type	Matrix	Method	Prep Batch
480-147726-1	LBA-SB2	Total/NA	Solid	7471B	
480-147726-2	LBA-SB3	Total/NA	Solid	7471B	
480-147726-3	LBA-SB4	Total/NA	Solid	7471B	
480-147726-4	BLIND DUPLICATE-01	Total/NA	Solid	7471B	
MB 480-455139/1-A	Method Blank	Total/NA	Solid	7471B	
LCSSRM 480-455139/2-A ^1	Lab Control Sample	Total/NA	Solid	7471B	
480-147726-2 MS	LBA-SB3	Total/NA	Solid	7471B	
480-147726-2 MSD	LBA-SB3	Total/NA	Solid	7471B	

Metals (Continued)

Analysis Batch: 455166

Lab Sample ID	Client Sample ID	Prep Type	Matrix	Method	Prep Batch
480-147726-1	LBA-SB2	Total/NA	Solid	7471B	455139
480-147726-2	LBA-SB3	Total/NA	Solid	7471B	455139
480-147726-3	LBA-SB4	Total/NA	Solid	7471B	455139
480-147726-4	BLIND DUPLICATE-01	Total/NA	Solid	7471B	455139
MB 480-455139/1-A	Method Blank	Total/NA	Solid	7471B	455139
LCSSRM 480-455139/2-A ^1	Lab Control Sample	Total/NA	Solid	7471B	455139
480-147726-2 MS	LBA-SB3	Total/NA	Solid	7471B	455139
480-147726-2 MSD	LBA-SB3	Total/NA	Solid	7471B	455139

Filtration Batch: 457382

Lab Sample ID	Client Sample ID	Prep Type	Matrix	Method	Prep Batch
480-147726-5	MW-1	Dissolved	Water	FILTRATION	
MB 480-457382/1-B	Method Blank	Dissolved	Water	FILTRATION	
MB 480-457382/1-C	Method Blank	Dissolved	Water	FILTRATION	
LCS 480-457382/2-B	Lab Control Sample	Dissolved	Water	FILTRATION	
LCS 480-457382/2-C	Lab Control Sample	Dissolved	Water	FILTRATION	
480-147726-5 MS	MW-1	Dissolved	Water	FILTRATION	
480-147726-5 MSD	MW-1	Dissolved	Water	FILTRATION	

Prep Batch: 457479

Lab Sample ID	Client Sample ID	Prep Type	Matrix	Method	Prep Batch
480-147726-5	MW-1	Dissolved	Water	3005A	457382
MB 480-457382/1-B	Method Blank	Dissolved	Water	3005A	457382
LCS 480-457382/2-B	Lab Control Sample	Dissolved	Water	3005A	457382
480-147726-5 MS	MW-1	Dissolved	Water	3005A	457382
480-147726-5 MSD	MW-1	Dissolved	Water	3005A	457382

Prep Batch: 457566

Lab Sample ID	Client Sample ID	Prep Type	Matrix	Method	Prep Batch
480-147726-5	MW-1	Dissolved	Water	7470A	457382
MB 480-457382/1-C	Method Blank	Dissolved	Water	7470A	457382
LCS 480-457382/2-C	Lab Control Sample	Dissolved	Water	7470A	457382
480-147726-5 MS	MW-1	Dissolved	Water	7470A	457382
480-147726-5 MSD	MW-1	Dissolved	Water	7470A	457382

Analysis Batch: 457610

Lab Sample ID	Client Sample ID	Prep Type	Matrix	Method	Prep Batch
480-147726-5	MW-1	Dissolved	Water	7470A	457566
MB 480-457382/1-C	Method Blank	Dissolved	Water	7470A	457566
LCS 480-457382/2-C	Lab Control Sample	Dissolved	Water	7470A	457566
480-147726-5 MS	MW-1	Dissolved	Water	7470A	457566
480-147726-5 MSD	MW-1	Dissolved	Water	7470A	457566

Analysis Batch: 457643

Lab Sample ID	Client Sample ID	Prep Type	Matrix	Method	Prep Batch
480-147726-5	MW-1	Dissolved	Water	6010C	457479
MB 480-457382/1-B	Method Blank	Dissolved	Water	6010C	457479
LCS 480-457382/2-B	Lab Control Sample	Dissolved	Water	6010C	457479
480-147726-5 MS	MW-1	Dissolved	Water	6010C	457479
480-147726-5 MSD	MW-1	Dissolved	Water	6010C	457479

QC Association Summary

Client: LaBella Associates DPC
Project/Site: Webster CSD Willink Middle School

TestAmerica Job ID: 480-147726-1

General Chemistry

Analysis Batch: 454758

Lab Sample ID	Client Sample ID	Prep Type	Matrix	Method	Prep Batch
480-147726-1	LBA-SB2	Total/NA	Solid	Moisture	
480-147726-2	LBA-SB3	Total/NA	Solid	Moisture	
480-147726-3	LBA-SB4	Total/NA	Solid	Moisture	
480-147726-4	BLIND DUPLICATE-01	Total/NA	Solid	Moisture	

Prep Batch: 455090

Lab Sample ID	Client Sample ID	Prep Type	Matrix	Method	Prep Batch
480-147726-1	LBA-SB2	Total/NA	Solid	9012B	
480-147726-2	LBA-SB3	Total/NA	Solid	9012B	
480-147726-3	LBA-SB4	Total/NA	Solid	9012B	
480-147726-4	BLIND DUPLICATE-01	Total/NA	Solid	9012B	
MB 480-455090/1-A	Method Blank	Total/NA	Solid	9012B	
LCS 480-455090/2-A	Lab Control Sample	Total/NA	Solid	9012B	
LCSSRM 480-455090/3-A ^2	Lab Control Sample	Total/NA	Solid	9012B	
480-147726-3 MS	LBA-SB4	Total/NA	Solid	9012B	
480-147726-4 MS	BLIND DUPLICATE-01	Total/NA	Solid	9012B	
480-147726-1 DU	LBA-SB2	Total/NA	Solid	9012B	

Analysis Batch: 455113

Lab Sample ID	Client Sample ID	Prep Type	Matrix	Method	Prep Batch
480-147726-1	LBA-SB2	Total/NA	Solid	9012B	455090
480-147726-2	LBA-SB3	Total/NA	Solid	9012B	455090
480-147726-3	LBA-SB4	Total/NA	Solid	9012B	455090
480-147726-4	BLIND DUPLICATE-01	Total/NA	Solid	9012B	455090
MB 480-455090/1-A	Method Blank	Total/NA	Solid	9012B	455090
LCS 480-455090/2-A	Lab Control Sample	Total/NA	Solid	9012B	455090
LCSSRM 480-455090/3-A ^2	Lab Control Sample	Total/NA	Solid	9012B	455090
480-147726-3 MS	LBA-SB4	Total/NA	Solid	9012B	455090
480-147726-4 MS	BLIND DUPLICATE-01	Total/NA	Solid	9012B	455090
480-147726-1 DU	LBA-SB2	Total/NA	Solid	9012B	455090

Prep Batch: 455342

Lab Sample ID	Client Sample ID	Prep Type	Matrix	Method	Prep Batch
480-147726-5	MW-1	Total/NA	Water	9012B	
480-147726-8	BLIND DUPLICATE-02	Total/NA	Water	9012B	
MB 480-455342/1-A	Method Blank	Total/NA	Water	9012B	
LCS 480-455342/2-A	Lab Control Sample	Total/NA	Water	9012B	
LCS 480-455342/3-A	Lab Control Sample	Total/NA	Water	9012B	

Analysis Batch: 455479

Lab Sample ID	Client Sample ID	Prep Type	Matrix	Method	Prep Batch
480-147726-5	MW-1	Total/NA	Water	9012B	455342
480-147726-8	BLIND DUPLICATE-02	Total/NA	Water	9012B	455342
MB 480-455342/1-A	Method Blank	Total/NA	Water	9012B	455342
LCS 480-455342/2-A	Lab Control Sample	Total/NA	Water	9012B	455342
LCS 480-455342/3-A	Lab Control Sample	Total/NA	Water	9012B	455342

Lab Chronicle

Client: LaBella Associates DPC
Project/Site: Webster CSD Willink Middle School

TestAmerica Job ID: 480-147726-1

Client Sample ID: LBA-SB2 — Lab Sample ID: 480-147726-1

Date Collected: 01/07/19 13:30
Date Received: 01/10/19 10:30
Matrix: Solid

Prep Type	Batch Type	Batch Method	Run	Dilution Factor	Batch Number	Prepared or Analyzed	Analyst	Lab
Total/NA	Analysis	Moisture		1	454758	01/11/19 15:04	KPK	TAL BUF

Client Sample ID: LBA-SB2 — Lab Sample ID: 480-147726-1

Date Collected: 01/07/19 13:30
Date Received: 01/10/19 10:30
Matrix: Solid
Percent Solids: 87.5

Prep Type	Batch Type	Batch Method	Run	Dilution Factor	Batch Number	Prepared or Analyzed	Analyst	Lab
Total/NA	Prep	5035A_L			455234	01/08/19 21:30	CDC	TAL BUF
Total/NA	Analysis	8260C		1	455237	01/16/19 13:36	AEM	TAL BUF
Total/NA	Prep	3550C			454744	01/11/19 14:15	SGD	TAL BUF
Total/NA	Analysis	8270D		1	455117	01/15/19 18:45	DMR	TAL BUF
Total/NA	Prep	3550C			454747	01/11/19 14:24	SGD	TAL BUF
Total/NA	Analysis	8081B		1	454853	01/14/19 14:57	JLS	TAL BUF
Total/NA	Prep	3550C			454848	01/14/19 07:37	SGD	TAL BUF
Total/NA	Analysis	8082A		1	455460	01/17/19 15:17	DSC	TAL BUF
Total/NA	Prep	3050B			454780	01/12/19 10:29	JMP	TAL BUF
Total/NA	Analysis	6010C		1	455035	01/14/19 11:56	LMH	TAL BUF
Total/NA	Prep	7471B			455139	01/15/19 15:00	BMB	TAL BUF
Total/NA	Analysis	7471B		1	455166	01/15/19 15:49	BMB	TAL BUF
Total/NA	Prep	9012B			455090	01/15/19 10:38	LAW	TAL BUF
Total/NA	Analysis	9012B		1	455113	01/15/19 12:28	MDL	TAL BUF

Client Sample ID: LBA-SB3 — Lab Sample ID: 480-147726-2

Date Collected: 01/07/19 11:15
Date Received: 01/10/19 10:30
Matrix: Solid

Prep Type	Batch Type	Batch Method	Run	Dilution Factor	Batch Number	Prepared or Analyzed	Analyst	Lab
Total/NA	Analysis	Moisture		1	454758	01/11/19 15:04	KPK	TAL BUF

Client Sample ID: LBA-SB3 — Lab Sample ID: 480-147726-2

Date Collected: 01/07/19 11:15
Date Received: 01/10/19 10:30
Matrix: Solid
Percent Solids: 87.9

Prep Type	Batch Type	Batch Method	Run	Dilution Factor	Batch Number	Prepared or Analyzed	Analyst	Lab
Total/NA	Prep	5035A_L			455234	01/08/19 21:30	CDC	TAL BUF
Total/NA	Analysis	8260C		1	455237	01/16/19 14:02	AEM	TAL BUF
Total/NA	Prep	3550C			454744	01/11/19 14:15	SGD	TAL BUF
Total/NA	Analysis	8270D		5	455117	01/15/19 19:10	DMR	TAL BUF
Total/NA	Prep	3550C			454747	01/11/19 14:24	SGD	TAL BUF
Total/NA	Analysis	8081B		2	454853	01/14/19 14:37	JLS	TAL BUF
Total/NA	Prep	3550C			454848	01/14/19 07:37	SGD	TAL BUF
Total/NA	Analysis	8082A		1	455460	01/17/19 16:04	DSC	TAL BUF
Total/NA	Prep	3050B			454780	01/12/19 10:29	JMP	TAL BUF

Lab Chronicle

Client: LaBella Associates DPC
Project/Site: Webster CSD Willink Middle School

TestAmerica Job ID: 480-147726-1

Client Sample ID: LBA-SB3 — Lab Sample ID: 480-147726-2

Date Collected: 01/07/19 11:15 — **Matrix: Solid**
Date Received: 01/10/19 10:30 — **Percent Solids: 87.9**

Prep Type	Batch Type	Batch Method	Run	Dilution Factor	Batch Number	Prepared or Analyzed	Analyst	Lab
Total/NA	Analysis	6010C		1	455035	01/14/19 12:00	LMH	TAL BUF
Total/NA	Prep	7471B			455139	01/15/19 15:00	BMB	TAL BUF
Total/NA	Analysis	7471B		1	455166	01/15/19 15:50	BMB	TAL BUF
Total/NA	Prep	9012B			455090	01/15/19 10:38	LAW	TAL BUF
Total/NA	Analysis	9012B		1	455113	01/15/19 12:44	MDL	TAL BUF

Client Sample ID: LBA-SB4 — Lab Sample ID: 480-147726-3

Date Collected: 01/07/19 13:00 — **Matrix: Solid**
Date Received: 01/10/19 10:30

Prep Type	Batch Type	Batch Method	Run	Dilution Factor	Batch Number	Prepared or Analyzed	Analyst	Lab
Total/NA	Analysis	Moisture		1	454758	01/11/19 15:04	KPK	TAL BUF

Client Sample ID: LBA-SB4 — Lab Sample ID: 480-147726-3

Date Collected: 01/07/19 13:00 — **Matrix: Solid**
Date Received: 01/10/19 10:30 — **Percent Solids: 91.4**

Prep Type	Batch Type	Batch Method	Run	Dilution Factor	Batch Number	Prepared or Analyzed	Analyst	Lab
Total/NA	Prep	5035A_L			455234	01/08/19 21:30	CDC	TAL BUF
Total/NA	Analysis	8260C		1	455237	01/16/19 14:28	AEM	TAL BUF
Total/NA	Prep	3550C			454744	01/11/19 14:15	SGD	TAL BUF
Total/NA	Analysis	8270D		1	455117	01/15/19 19:34	DMR	TAL BUF
Total/NA	Prep	3550C			454747	01/11/19 14:24	SGD	TAL BUF
Total/NA	Analysis	8081B		1	454853	01/14/19 15:16	JLS	TAL BUF
Total/NA	Prep	3550C			454848	01/14/19 07:37	SGD	TAL BUF
Total/NA	Analysis	8082A		1	455460	01/17/19 16:20	DSC	TAL BUF
Total/NA	Prep	3050B			454780	01/12/19 10:29	JMP	TAL BUF
Total/NA	Analysis	6010C		1	455035	01/14/19 12:04	LMH	TAL BUF
Total/NA	Prep	7471B			455139	01/15/19 15:00	BMB	TAL BUF
Total/NA	Analysis	7471B		1	455166	01/15/19 15:55	BMB	TAL BUF
Total/NA	Prep	9012B			455090	01/15/19 10:38	LAW	TAL BUF
Total/NA	Analysis	9012B		1	455113	01/15/19 12:31	MDL	TAL BUF

Client Sample ID: BLIND DUPLICATE-01 — Lab Sample ID: 480-147726-4

Date Collected: 01/07/19 00:00 — **Matrix: Solid**
Date Received: 01/10/19 10:30

Prep Type	Batch Type	Batch Method	Run	Dilution Factor	Batch Number	Prepared or Analyzed	Analyst	Lab
Total/NA	Analysis	Moisture		1	454758	01/11/19 15:04	KPK	TAL BUF

Lab Chronicle

Client: LaBella Associates DPC
Project/Site: Webster CSD Willink Middle School

TestAmerica Job ID: 480-147726-1

Client Sample ID: BLIND DUPLICATE-01

Lab Sample ID: 480-147726-4
Date Collected: 01/07/19 00:00
Matrix: Solid
Date Received: 01/10/19 10:30
Percent Solids: 85.6

Prep Type	Batch Type	Batch Method	Run	Dilution Factor	Batch Number	Prepared or Analyzed	Analyst	Lab
Total/NA	Prep	5035A_L			455234	01/08/19 21:30	CDC	TAL BUF
Total/NA	Analysis	8260C		1	455237	01/16/19 14:53	AEM	TAL BUF
Total/NA	Prep	3550C			454744	01/11/19 14:15	SGD	TAL BUF
Total/NA	Analysis	8270D		1	455117	01/15/19 19:59	DMR	TAL BUF
Total/NA	Prep	3550C			454747	01/11/19 14:24	SGD	TAL BUF
Total/NA	Analysis	8081B		1	454853	01/14/19 15:36	JLS	TAL BUF
Total/NA	Prep	3550C			454848	01/14/19 07:37	SGD	TAL BUF
Total/NA	Analysis	8082A		1	455460	01/17/19 16:36	DSC	TAL BUF
Total/NA	Prep	3050B			454780	01/12/19 10:29	JMP	TAL BUF
Total/NA	Analysis	6010C		1	455035	01/14/19 12:08	LMH	TAL BUF
Total/NA	Prep	7471B			455139	01/15/19 15:00	BMB	TAL BUF
Total/NA	Analysis	7471B		1	455166	01/15/19 15:57	BMB	TAL BUF
Total/NA	Prep	9012B			455090	01/15/19 10:38	LAW	TAL BUF
Total/NA	Analysis	9012B		1	455113	01/15/19 12:45	MDL	TAL BUF

Client Sample ID: MW-1

Lab Sample ID: 480-147726-5
Date Collected: 01/08/19 10:00
Matrix: Water
Date Received: 01/10/19 10:30

Prep Type	Batch Type	Batch Method	Run	Dilution Factor	Batch Number	Prepared or Analyzed	Analyst	Lab
Total/NA	Analysis	8260C		1	454857	01/14/19 12:40	AMM	TAL BUF
Total/NA	Prep	3510C			454847	01/14/19 07:34	JMP	TAL BUF
Total/NA	Analysis	8270D		1	455270	01/17/19 03:56	RJS	TAL BUF
Total/NA	Prep	3510C			454860	01/14/19 07:52	JMP	TAL BUF
Total/NA	Analysis	8270D SIM ID		1	456469	01/24/19 15:36	DMR	TAL BUF
Total/NA	Prep	8015 Prep			454708	01/11/19 09:00	CAM	TAL BUF
Total/NA	Analysis	8015D		1	454679	01/11/19 10:36	CAM	TAL BUF
Total/NA	Prep	3510C			454745	01/11/19 14:17	ATG	TAL BUF
Total/NA	Analysis	8081B		1	454849	01/14/19 13:51	JLS	TAL BUF
Total/NA	Prep	3510C			454749	01/11/19 14:28	ATG	TAL BUF
Total/NA	Analysis	8082A		1	454825	01/13/19 21:36	W1T	TAL BUF
Total/NA	Prep	3535			139135	01/16/19 08:45	JM1	TAL BUR
Total/NA	Analysis	537 (modified)		1	139149	01/16/19 23:26	BWC	TAL BUR
Dissolved	Filtration	FILTRATION			457382	02/01/19 10:42	MV	TAL BUF
Dissolved	Prep	3005A			457479	02/04/19 08:30	JAK	TAL BUF
Dissolved	Analysis	6010C		1	457643	02/04/19 14:26	AMH	TAL BUF
Dissolved	Filtration	FILTRATION			457382	02/01/19 10:42	MV	TAL BUF
Dissolved	Prep	7470A			457566	02/04/19 11:12	BMB	TAL BUF
Dissolved	Analysis	7470A		1	457610	02/04/19 13:31	BMB	TAL BUF
Total/NA	Prep	9012B			455342	01/16/19 14:45	AEF	TAL BUF
Total/NA	Analysis	9012B		1	455479	01/17/19 10:47	CLT	TAL BUF

Lab Chronicle

Client: LaBella Associates DPC
Project/Site: Webster CSD Willink Middle School

TestAmerica Job ID: 480-147726-1

Client Sample ID: ERB-01 — Lab Sample ID: 480-147726-6

Date Collected: 01/08/19 10:30
Date Received: 01/10/19 10:30
Matrix: Water

Prep Type	Batch Type	Batch Method	Run	Dilution Factor	Batch Number	Prepared or Analyzed	Analyst	Lab
Total/NA	Prep	3535			139135	01/16/19 08:45	JM1	TAL BUR
Total/NA	Analysis	537 (modified)		1	139149	01/16/19 23:42	BWC	TAL BUR

Client Sample ID: FIELD BLANK-01 — Lab Sample ID: 480-147726-7

Date Collected: 01/08/19 10:45
Date Received: 01/10/19 10:30
Matrix: Water

Prep Type	Batch Type	Batch Method	Run	Dilution Factor	Batch Number	Prepared or Analyzed	Analyst	Lab
Total/NA	Prep	3535			139135	01/16/19 08:45	JM1	TAL BUR
Total/NA	Analysis	537 (modified)		1	139149	01/16/19 23:58	BWC	TAL BUR

Client Sample ID: BLIND DUPLICATE-02 — Lab Sample ID: 480-147726-8

Date Collected: 01/08/19 00:00
Date Received: 01/10/19 10:30
Matrix: Water

Prep Type	Batch Type	Batch Method	Run	Dilution Factor	Batch Number	Prepared or Analyzed	Analyst	Lab
Total/NA	Analysis	8260C		1	454857	01/14/19 13:07	AMM	TAL BUF
Total/NA	Prep	3510C			454847	01/14/19 07:34	JMP	TAL BUF
Total/NA	Analysis	8270D		1	455270	01/17/19 04:25	RJS	TAL BUF
Total/NA	Prep	3510C			454860	01/14/19 07:52	JMP	TAL BUF
Total/NA	Analysis	8270D SIM ID		1	456469	01/24/19 16:00	DMR	TAL BUF
Total/NA	Prep	8015 Prep			454708	01/11/19 09:00	CAM	TAL BUF
Total/NA	Analysis	8015D		1	454679	01/11/19 11:31	CAM	TAL BUF
Total/NA	Prep	3510C			454745	01/11/19 14:17	ATG	TAL BUF
Total/NA	Analysis	8081B		1	454849	01/14/19 14:10	JLS	TAL BUF
Total/NA	Prep	3510C			454749	01/11/19 14:28	ATG	TAL BUF
Total/NA	Analysis	8082A		1	454825	01/13/19 21:52	W1T	TAL BUF
Total/NA	Prep	3535			139135	01/16/19 08:45	JM1	TAL BUR
Total/NA	Analysis	537 (modified)		1	139149	01/17/19 00:13	BWC	TAL BUR
Total/NA	Prep	3005A			454763	01/12/19 12:17	EMB	TAL BUF
Total/NA	Analysis	6010C		1	455068	01/14/19 20:43	LMH	TAL BUF
Total/NA	Prep	7470A			454892	01/14/19 11:30	BMB	TAL BUF
Total/NA	Analysis	7470A		1	454985	01/14/19 15:21	BMB	TAL BUF
Total/NA	Prep	9012B			455342	01/16/19 14:45	AEF	TAL BUF
Total/NA	Analysis	9012B		1	455479	01/17/19 10:48	CLT	TAL BUF

Laboratory References:

TAL BUF = TestAmerica Buffalo, 10 Hazelwood Drive, Amherst, NY 14228-2298, TEL (716)691-2600
TAL BUR = TestAmerica Burlington, 30 Community Drive, Suite 11, South Burlington, VT 05403, TEL (802)660-1990

Accreditation/Certification Summary

Client: LaBella Associates DPC
Project/Site: Webster CSD Willink Middle School

TestAmerica Job ID: 480-147726-1

Laboratory: TestAmerica Buffalo

Unless otherwise noted, all analytes for this laboratory were covered under each accreditation/certification below.

Authority	Program	EPA Region	Identification Number	Expiration Date
New York	NELAP	2	10026	03-31-19

The following analytes are included in this report, but the laboratory is not certified by the governing authority. This list may include analytes for which the agency does not offer certification.

Analysis Method	Prep Method	Matrix	Analyte
Moisture		Solid	Percent Moisture
Moisture		Solid	Percent Solids

Laboratory: TestAmerica Burlington

Unless otherwise noted, all analytes for this laboratory were covered under each accreditation/certification below.

Authority	Program	EPA Region	Identification Number	Expiration Date
New York	NELAP	2	10391	04-01-19

The following analytes are included in this report, but the laboratory is not certified by the governing authority. This list may include analytes for which the agency does not offer certification.

Analysis Method	Prep Method	Matrix	Analyte
537 (modified)	3535	Water	1H,1H,2H,2H-perfluorodecanesulfonic acid (8:2)
537 (modified)	3535	Water	1H,1H,2H,2H-perfluorooctanesulfonic acid (6:2)
537 (modified)	3535	Water	N-ethylperfluorooctanesulfonamidoacetic acid (NEtFOSAA)
537 (modified)	3535	Water	N-methylperfluorooctanesulfonamidoacetic acid (NMeFOSAA)
537 (modified)	3535	Water	Perfluorobutanesulfonic acid (PFBS)
537 (modified)	3535	Water	Perfluorobutanoic acid (PFBA)
537 (modified)	3535	Water	Perfluorodecanesulfonic acid (PFDS)
537 (modified)	3535	Water	Perfluorodecanoic acid (PFDA)
537 (modified)	3535	Water	Perfluorododecanoic acid (PFDoA)
537 (modified)	3535	Water	Perfluoroheptanesulfonic Acid (PFHpS)
537 (modified)	3535	Water	Perfluoroheptanoic acid (PFHpA)
537 (modified)	3535	Water	Perfluorohexanesulfonic acid (PFHxS)
537 (modified)	3535	Water	Perfluorohexanoic acid (PFHxA)
537 (modified)	3535	Water	Perfluorononanoic acid (PFNA)
537 (modified)	3535	Water	Perfluorooctanesulfonamide (PFOSA)
537 (modified)	3535	Water	Perfluorooctanesulfonic acid (PFOS)
537 (modified)	3535	Water	Perfluorooctanoic acid (PFOA)
537 (modified)	3535	Water	Perfluoropentanoic acid (PFPeA)
537 (modified)	3535	Water	Perfluorotetradecanoic acid (PFTeA)
537 (modified)	3535	Water	Perfluorotridecanoic acid (PFTriA)
537 (modified)	3535	Water	Perfluoroundecanoic acid (PFUnA)

Method Summary

Client: LaBella Associates DPC
Project/Site: Webster CSD Willink Middle School

TestAmerica Job ID: 480-147726-1

Method	Method Description	Protocol	Laboratory
8260C	Volatile Organic Compounds by GC/MS	SW846	TAL BUF
8270D	Semivolatile Organic Compounds (GC/MS)	SW846	TAL BUF
8270D SIM ID	Semivolatile Organic Compounds (GC/MS SIM / Isotope Dilution)	SW846	TAL BUF
8015D	Glycols- Direct Injection (GC/FID)	SW846	TAL BUF
8081B	Organochlorine Pesticides (GC)	SW846	TAL BUF
8082A	Polychlorinated Biphenyls (PCBs) by Gas Chromatography	SW846	TAL BUF
537 (modified)	Fluorinated Alkyl Substances	EPA	TAL BUR
6010C	Metals (ICP)	SW846	TAL BUF
7470A	Mercury (CVAA)	SW846	TAL BUF
7471B	Mercury (CVAA)	SW846	TAL BUF
9012B	Cyanide, Total andor Amenable	SW846	TAL BUF
Moisture	Percent Moisture	EPA	TAL BUF
3005A	Preparation, Total Metals	SW846	TAL BUF
3005A	Preparation, Total Recoverable or Dissolved Metals	SW846	TAL BUF
3050B	Preparation, Metals	SW846	TAL BUF
3510C	Liquid-Liquid Extraction (Separatory Funnel)	SW846	TAL BUF
3535	Solid-Phase Extraction (SPE)	SW846	TAL BUR
3550C	Ultrasonic Extraction	SW846	TAL BUF
5030C	Purge and Trap	SW846	TAL BUF
5035A_L	Closed System Purge and Trap	SW846	TAL BUF
7470A	Preparation, Mercury	SW846	TAL BUF
7471B	Preparation, Mercury	SW846	TAL BUF
8015 Prep	8015 Direct Injection Prep (Aqueous)	SW846	TAL BUF
9012B	Cyanide, Total and/or Amenable, Distillation	SW846	TAL BUF
FILTRATION	Sample Filtration	None	TAL BUF

Protocol References:

EPA = US Environmental Protection Agency
None = None
SW846 = "Test Methods For Evaluating Solid Waste, Physical/Chemical Methods", Third Edition, November 1986 And Its Updates.

Laboratory References:

TAL BUF = TestAmerica Buffalo, 10 Hazelwood Drive, Amherst, NY 14228-2298, TEL (716)691-2600
TAL BUR = TestAmerica Burlington, 30 Community Drive, Suite 11, South Burlington, VT 05403, TEL (802)660-1990

Sample Summary

Client: LaBella Associates DPC
Project/Site: Webster CSD Willink Middle School

TestAmerica Job ID: 480-147726-1

Lab Sample ID	Client Sample ID	Matrix	Collected	Received
480-147726-1	LBA-SB2	Solid	01/07/19 13:30	01/10/19 10:30
480-147726-2	LBA-SB3	Solid	01/07/19 11:15	01/10/19 10:30
480-147726-3	LBA-SB4	Solid	01/07/19 13:00	01/10/19 10:30
480-147726-4	BLIND DUPLICATE-01	Solid	01/07/19 00:00	01/10/19 10:30
480-147726-5	MW-1	Water	01/08/19 10:00	01/10/19 10:30
480-147726-6	ERB-01	Water	01/08/19 10:30	01/10/19 10:30
480-147726-7	FIELD BLANK-01	Water	01/08/19 10:45	01/10/19 10:30
480-147726-8	BLIND DUPLICATE-02	Water	01/08/19 00:00	01/10/19 10:30

TestAmerica Buffalo
10 Hazelwood Drive
Amherst, NY 14228-2298
Phone (716) 691-2600 Fax (716) 691-7991

Chain of Custody Record

TestAmerica
THE LEADER IN ENVIRONMENTAL TESTING

Client Information

Client Contact: Ann Aquilina
Company: LaBella Associates DPC
Address: 300 State Street Suite 201
City: Rochester
State, Zip: NY, 14614
Phone: (585) 295-6289
Email: AAquilina@LaBellaPC.com
Project Name: Webster CSD Willink Middle School
Site:

Sampler: Jamie Douthit / ED
Phone: (585) 295-6289
Due Date Requested:
TAT Requested (days): STANDARD
PO #: Purchase Order Requested 2190309
WO #:
Project #: 48019394
SSOW#:

Lab PM: Deyo, Melissa L
E-Mail: melissa.deyo@testamericainc.com
Carrier Tracking No(s):
COC No: 480-123449-28259.1
Page: Page 1 of 2
Job #: 2190309

Analysis Requested

Preservation Codes:
A - HCL, B - NaOH, C - Zn Acetate, D - Nitr, E - Na, F - Me, G - An, H - As, I - Ice, J - DI, K - EI, L - EI
M - Hexane, N - None, O - AsNaO2
480-147726 CO
Other:

Sample Identification	Sample Date	Sample Time	Sample Type (C=comp, G=grab)	Matrix (W=water, S=solid, O=wasteoil, BT=Tissue, A=Air)	Field Filtered Sample (Yes or No)	Perform MS/MSD (Yes or No)	8260C - TCL VOCs	9012B - Cyanide	6010C, 7471B	8081B, 8082A, 8270D	8082A - PCBs	8081B - TCL Pesticides	8270D - TCL SVOCs	6010C, 7470A	8260C - TCL VOCs	8270D_SIM_MS_ID - 1,4-Dioxane	9012B - Cyanide	8015D_DAI_G - Glycol	PFC_IDA - PFAS, Standard List (21 analytes)	Total Number of containers	Special Instructions/Note:
				Preservation Code:			N	N	N	N	N	N	N	D	A	N	B	N	N		
LBA-SB2	1/7/19	13:30	G/C	Solid	-	N	X	X	X	X	X	X	X								VOCs frozen 1/8/19@21:30
LBA-SB3	↓	11:15	G/C	Solid	-	N	X	X	X	X	X	X	X								VOCs frozen 1/8/19@21:30
LBA-SB4	↓	13:00	G/C	Solid	-	N	X	X	X	X	X	X	X								VOCs frozen 1/8/19@21:30
BLIND DUPLICATE-01	↓	—	G/C	Solid	-	N	X	X	X	X	X	X	X								VOCs frozen 1/8/19@21:30
MW-1	1/8/19	10:00	G	Water	N	N			X		X	X	X	X	X	X	X	X	X		
ERB-01	1/8/19	10:30	G	Water	N	N													X		
FIELD BLANK-01	1/8/19	10:45	G	Water	N	N													X		
BLIND DUPLICATE-02	1/8/19	—	G	Water	N	N			X		X	X	X	X	X	X	X	X	X		
				Water																	
				Water																	
				Water																	

Possible Hazard Identification
☒ Non-Hazard ☐ Flammable ☐ Skin Irritant ☐ Poison B ☒ Unknown ☐ Radiological

Sample Disposal (A fee may be assessed if samples are retained longer than 1 month)
☐ Return To Client ☒ Disposal By Lab ☐ Archive For _____ Months

Deliverable Requested: I, II, III, IV, Other (specify) ASP Cat B w/ Equis EDD

Special Instructions/QC Requirements: All soil VOCs (5035) were frozen 1/8/19@21:30

Empty Kit Relinquished by:	Date:	Time:	Method of Shipment:

Relinquished by	Date/Time	Company	Received by	Date/Time	Company
[signature]	1/9/18 15:00	LaBella			
			[signature]	1-10-19 1030	TAB

Custody Seals Intact: Δ Yes Δ No
Custody Seal No.:
Cooler Temperature(s) °C and Other Remarks: 2.0 1.4 #1

Ver: 08/04/2016

TestAmerica Buffalo
10 Hazelwood Drive
Amherst, NY 14228-2298
Phone (716) 691-2600 Fax (716) 691-7991

Chain of Custody Record

TestAmerica
THE LEADER IN ENVIRONMENTAL TESTING

Client Information	Sampler: Jamie Douthit /ED	Lab PM: Deyo, Melissa L	Carrier Tracking No(s):	COC No: 480-123449-28259.2
Client Contact: Ann Aquilina	Phone: (585) 295-6289	E-Mail: melissa.deyo@testamericainc.com		Page: Page 2 of 2
Company: LaBella Associates DPC				Job #: 2190309
Address: 300 State Street Suite 201	Due Date Requested:			
City: Rochester	TAT Requested (days): STANDARD			
State, Zip: NY, 14614				
Phone: (585) 295-6289	PO #: Purchase Order Requested 2190309			
Email: AAquilina@LaBellaPC.com	WO #:			
Project Name: Webster CSD Willink Middle School	Project #: 48019394			
Site:	SSOW#:			

Analysis Requested

Preservation Codes:
A - HCL, B - NaOH, C - Zn Acetate, D - Nitric Acid, E - NaHSO4, F - MeOH, G - Amchlor, H - Ascorbic Acid, I - Ice, J - DI Water, K - EDTA, L - EDA, M - Hexane, N - None, O - AsNaO2, P - Na2O4S, Q - Na2SO3, R - Na2S2O3, S - H2SO4, T - TSP Dodecahydrate, U - Acetone, V - MCAA, W - pH 4-5, Z - other (specify)
Other:

Sample Identification	Sample Date	Sample Time	Sample Type (C=comp, G=grab)	Matrix (W=water, S=solid, O=waste/oil, BT=Tissue, A=Air)	Field Filtered Sample (Yes or No)	Perform MS/MSD (Yes or No)	8260C - TCL VOCs	9012B - Cyanide	6010C, 7471B	8081B, 8082A, 8270D	8082A - PCBs	8081B - TCL Pesticides	8270D - TCL SVOCs	6010C, 7470A	8260C - TCL VOCs	8270D_SIM_MS_ID - 1,4-Dioxane	9012B - Cyanide	8015D_DAI_G - Glycol	PFC_IDA - PFAS, Standard List (21 analytes)	Total Number of containers	Special Instructions/Note:
			Preservation Code:				N	N	N	N	N	N	N	D	A	N	B	N	N		
LBA-SB2	1/7/19	13:30	G/C	~~Water~~ solid	-	N	X	X	X	X	X	X	X								VOCs frozen 1/8/19@21:30
LBA-SB3	1/7/19	11:15	G/C	~~Water~~ solid	-	N	X	X	X	X	X	X	X								VOCs frozen 1/8/19@21:30
LBA-SB4	1/7/19	13:00	G/C	~~Water~~ solid	-	N	X	X	X	X	X	X	X								VOCs frozen 1/8/19@21:30
BLIND DUPLICATE-01	1/7/19	—	G/C	solid	-	N	X	X	X	X	X	X	X								VOCs frozen 1/8/19@21:30
MW-1	1/8/19	10:00	G	water	N	N			X		X	X	X	X	X	X	X	X	X		
ERB-01	1/8/19	10:30	G	water	N	N													X		
FIELD BLANK-01	1/8/19	10:45	G	water	N	N													X		
BLIND DUPLICATE-02	1/8/19	—	G	water	N	N			X		X	X	X	X	X	X	X	X	X		

Possible Hazard Identification
☒ Non-Hazard ☐ Flammable ☐ Skin Irritant ☐ Poison B ☒ Unknown ☐ Radiological

Sample Disposal (A fee may be assessed if samples are retained longer than 1 month)
☐ Return To Client ☒ Disposal By Lab ☐ Archive For _____ Months

Deliverable Requested: I, II, III, IV, Other (specify) ASP Cat B w/ Equis EDD

Special Instructions/QC Requirements: All soil VOCs (5035) were frozen 1/8/19 @21:30

Empty Kit Relinquished by:	Date:	Time:	Method of Shipment:

Relinquished by:	Date/Time:	Company	Received by:	Date/Time:	Company
Jamie Douthit	1/9/18 15:00	LaBella			
Relinquished by:	Date/Time:	Company	Received by:	Date/Time:	Company
Relinquished by:	Date/Time:	Company	Received by:	Date/Time:	Company
				1-10-19 1030	TAB

Custody Seals Intact: Δ Yes Δ No	Custody Seal No.:	Cooler Temperature(s) °C and Other Remarks: 2.0 1.4 #1

Ver: 08/04/2016

TestAmerica Buffalo
10 Hazelwood Drive
Amherst, NY 14228-2298
Phone (716) 691-2600 Fax (716) 691-7991

Chain of Custody Record

480-147726 Chain of Custody

TestAmerica
THE LEADER IN ENVIRONMENTAL TESTING

Client Information (Sub Contract Lab)

Client Contact:	Shipping/Receiving
Company:	TestAmerica Laboratories, Inc.
Address:	30 Community Drive, Suite 11,
City:	South Burlington
State, Zip:	VT, 05403
Phone:	802-660-1990(Tel) 802-660-1919(Fax)
Email:	
Project Name:	Webster CSD Willink Middle School
Site:	
Sampler:	
Phone:	
Due Date Requested:	1/22/2019
TAT Requested (days):	
PO #:	
WO #:	
Project #:	48019394
SSOW#:	
Lab PM:	Deyo, Melissa L
E-Mail:	melissa.deyo@testamericainc.com
State of Origin:	New York
Accreditations Required (See note):	NELAP - New York
COC No:	480-47437.1
Page:	Page 1 of 1
Job #:	480-147726-1

Analysis Requested

Sample Identification - Client ID (Lab ID)	Sample Date	Sample Time	Sample Type (C=comp, G=grab)	Matrix (W=water, S=solid, O=waste/oil, BT=Tissue, A=Air)	Field Filtered Sample (Yes or No)	Perform MS/MSD (Yes or No)	PFC_IDA/3535_TWT PFAS, Standard List (21 analytes)	Total Number of containers	Special Instructions/Note:
			Preservation Code:						
MW-1 (480-147726-5)	1/8/19	10:00 Eastern		Water			X	2	
ERB-01 (480-147726-6)	1/8/19	10:30 Eastern		Water			X	2	
FIELD BLANK-01 (480-147726-7)	1/8/19	10:45 Eastern		Water			X	2	
BLIND DUPLICATE-02 (480-147726-8)	1/8/19	Eastern		Water			X	2	

Preservation Codes:

A - HCL	M - Hexane
B - NaOH	N - None
C - Zn Acetate	O - AsNaO2
D - Nitric Acid	P - Na2O4S
E - NaHSO4	Q - Na2SO3
F - MeOH	R - Na2S2O3
G - Amchlor	S - H2SO4
H - Ascorbic Acid	T - TSP Dodecahydrate
I - Ice	U - Acetone
J - DI Water	V - MCAA
K - EDTA	W - pH 4-5
L - EDA	Z - other (specify)

Other:

Note: Since laboratory accreditations are subject to change, TestAmerica Laboratories, Inc. places the ownership of method, analyte & accreditation compliance upon out subcontract laboratories. This sample shipment is forwarded under chain-of-custody. If the laboratory does not currently maintain accreditation in the State of Origin listed above for analysis/tests/matrix being analyzed, the samples must be shipped back to the TestAmerica laboratory or other instructions will be provided. Any changes to accreditation status should be brought to TestAmerica Laboratories, Inc. attention immediately. If all requested accreditations are current to date, return the signed Chain of Custody attesting to said compliance to TestAmerica Laboratories, Inc.

Possible Hazard Identification
Unconfirmed

Sample Disposal (A fee may be assessed if samples are retained longer than 1 month)
☐ *Return To Client* ☐ *Disposal By Lab* ☐ *Archive For* _____ *Months*

Deliverable Requested: I, II, III, IV, Other (specify) Primary Deliverable Rank: 2

Special Instructions/QC Requirements:

Empty Kit Relinquished by:	Date:	Time:	Method of Shipment:

Relinquished by:	Date/Time:	Company	Received by:	Date/Time:	Company
[signature]	1/11/19 1600	TAB	[signature]	1/12/19 939	TABurl
Relinquished by:	Date/Time:	Company	Received by:	Date/Time:	Company
Relinquished by:	Date/Time:	Company	Received by:	Date/Time:	Company

Custody Seals Intact:	Custody Seal No.:	Cooler Temperature(s) °C and Other Remarks:
Δ Yes Δ No		

Ver: 09/20/2016

ORIGIN ID:DKKA (716) 691-2600
CHAR BRONSON
TEST AMERICA
10 HAZELWOOD

AMHERST , NY 14228
UNITED STATES US

SHIP DATE: 11JAN19
ACTWGT: 13.65 LB
CAD: 846654/CAFE3211
DIMS: 15x13x10 IN

BILL RECIPIENT

TO **SAMPLE MGT.**
TA BURLINGTON
30 COMMUNITY DRIVE
SUITE 11
SOUTH BURLINGTON VT 05403

(802) 660-1990 REF: BURLINGTON
DEPT: SAMPLE CONTROL

FedEx Express

TRK# 0201 4276 0718 8591

SATURDAY 12:00P
PRIORITY OVERNIGHT

X0 BTVA

05403
VT-US BTV

Login Sample Receipt Checklist

Client: LaBella Associates DPC

Job Number: 480-147726-1

Login Number: 147726
List Number: 1
Creator: Harper, Marcus D

List Source: TestAmerica Buffalo

Question	Answer	Comment
Radioactivity either was not measured or, if measured, is at or below background	True	
The cooler's custody seal, if present, is intact.	True	
The cooler or samples do not appear to have been compromised or tampered with.	True	
Samples were received on ice.	True	
Cooler Temperature is acceptable.	True	
Cooler Temperature is recorded.	True	
COC is present.	True	
COC is filled out in ink and legible.	True	
COC is filled out with all pertinent information.	True	
Is the Field Sampler's name present on COC?	True	
There are no discrepancies between the sample IDs on the containers and the COC.	True	
Samples are received within Holding Time (Excluding tests with immediate HTs)..	True	
Sample containers have legible labels.	True	
Containers are not broken or leaking.	True	
Sample collection date/times are provided.	True	
Appropriate sample containers are used.	True	
Sample bottles are completely filled.	True	
Sample Preservation Verified	True	FROZEN 1/08/19 2130 by the Client prior to shipping
There is sufficient vol. for all requested analyses, incl. any requested MS/MSDs	True	
VOA sample vials do not have headspace or bubble is <6mm (1/4") in diameter.	True	
If necessary, staff have been informed of any short hold time or quick TAT needs	True	
Multiphasic samples are not present.	True	
Samples do not require splitting or compositing.	True	
Sampling Company provided.	True	LABELLA
Samples received within 48 hours of sampling.	True	
Samples requiring field filtration have been filtered in the field.	N/A	
Chlorine Residual checked.	N/A	

Login Sample Receipt Checklist

Client: LaBella Associates DPC

Job Number: 480-147726-1

Login Number: 147726
List Number: 2
Creator: Hall, Samuel C

List Source: TestAmerica Burlington
List Creation: 01/12/19 10:35 AM

Question	Answer	Comment
Radioactivity wasn't checked or is </= background as measured by a survey meter.	N/A	Lab does not accept radioactive samples.
The cooler's custody seal, if present, is intact.	True	525766
Sample custody seals, if present, are intact.	True	
The cooler or samples do not appear to have been compromised or tampered with.	True	
Samples were received on ice.	True	
Cooler Temperature is acceptable.	True	
Cooler Temperature is recorded.	True	2.2ºC
COC is present.	True	
COC is filled out in ink and legible.	True	
COC is filled out with all pertinent information.	True	
Is the Field Sampler's name present on COC?	N/A	Received project as a subcontract.
There are no discrepancies between the containers received and the COC.	True	
Samples are received within Holding Time (excluding tests with immediate HTs)	True	
Sample containers have legible labels.	True	
Containers are not broken or leaking.	True	
Sample collection date/times are provided.	True	
Appropriate sample containers are used.	True	
Sample bottles are completely filled.	N/A	
Sample Preservation Verified.	True	
There is sufficient vol. for all requested analyses, incl. any requested MS/MSDs	True	
Containers requiring zero headspace have no headspace or bubble is <6mm (1/4").	True	
Multiphasic samples are not present.	True	
Samples do not require splitting or compositing.	True	
Residual Chlorine Checked.	N/A	No analysis requiring residual chlorine check assigned.

TestAmerica

THE LEADER IN ENVIRONMENTAL TESTING

ANALYTICAL REPORT

TestAmerica Laboratories, Inc.
TestAmerica Buffalo
10 Hazelwood Drive
Amherst, NY 14228-2298
Tel: (716)691-2600

TestAmerica Job ID: 480-147726-1
Client Project/Site: Webster CSD Willink Middle School

For:
LaBella Associates DPC
300 State Street
Suite 201
Rochester, New York 14614

Attn: Ann Aquilina

Melissa Deyo

Authorized for release by:
1/28/2019 8:52:21 AM

Melissa Deyo, Project Manager I
(716)504-9874
melissa.deyo@testamericainc.com

LINKS

Review your project results through TotalAccess

Have a Question? Ask The Expert

Visit us at: www.testamericainc.com

The test results in this report meet all 2003 NELAC and 2009 TNI requirements for accredited parameters, exceptions are noted in this report. This report may not be reproduced except in full, and with written approval from the laboratory. For questions please contact the Project Manager at the e-mail address or telephone number listed on this page.

This report has been electronically signed and authorized by the signatory. Electronic signature is intended to be the legally binding equivalent of a traditionally handwritten signature.

Results relate only to the items tested and the sample(s) as received by the laboratory.

Table of Contents

Cover Page 1
Table of Contents 2
Definitions/Glossary 3
Case Narrative 5
Detection Summary 8
Client Sample Results 11
Surrogate Summary 40
Isotope Dilution Summary 43
QC Sample Results 45
QC Association Summary 72
Lab Chronicle 79
Certification Summary 83
Method Summary 84
Sample Summary 85
Chain of Custody 86
Receipt Checklists 90

Qualifiers

GC/MS VOA

Qualifier	Qualifier Description
J	Result is less than the RL but greater than or equal to the MDL and the concentration is an approximate value.

GC/MS Semi VOA

Qualifier	Qualifier Description
J	Result is less than the RL but greater than or equal to the MDL and the concentration is an approximate value.
X	Surrogate is outside control limits
*	LCS or LCSD is outside acceptance limits.

GC Semi VOA

Qualifier	Qualifier Description
X	Surrogate is outside control limits
*	LCS or LCSD is outside acceptance limits.
J	Result is less than the RL but greater than or equal to the MDL and the concentration is an approximate value.
F2	MS/MSD RPD exceeds control limits
F1	MS and/or MSD Recovery is outside acceptance limits.

LCMS

Qualifier	Qualifier Description
*	Isotope Dilution analyte is outside acceptance limits.
J	Result is less than the RL but greater than or equal to the MDL and the concentration is an approximate value.
I	Value is EMPC (estimated maximum possible concentration).

Metals

Qualifier	Qualifier Description
J	Result is less than the RL but greater than or equal to the MDL and the concentration is an approximate value.

General Chemistry

Qualifier	Qualifier Description
*	LCS or LCSD is outside acceptance limits.
J	Result is less than the RL but greater than or equal to the MDL and the concentration is an approximate value.

Glossary

Abbreviation	These commonly used abbreviations may or may not be present in this report.
¤	Listed under the "D" column to designate that the result is reported on a dry weight basis
%R	Percent Recovery
CFL	Contains Free Liquid
CNF	Contains No Free Liquid
DER	Duplicate Error Ratio (normalized absolute difference)
Dil Fac	Dilution Factor
DL	Detection Limit (DoD/DOE)
DL, RA, RE, IN	Indicates a Dilution, Re-analysis, Re-extraction, or additional Initial metals/anion analysis of the sample
DLC	Decision Level Concentration (Radiochemistry)
EDL	Estimated Detection Limit (Dioxin)
LOD	Limit of Detection (DoD/DOE)
LOQ	Limit of Quantitation (DoD/DOE)
MDA	Minimum Detectable Activity (Radiochemistry)
MDC	Minimum Detectable Concentration (Radiochemistry)
MDL	Method Detection Limit
ML	Minimum Level (Dioxin)
NC	Not Calculated
ND	Not Detected at the reporting limit (or MDL or EDL if shown)
PQL	Practical Quantitation Limit
QC	Quality Control

Glossary (Continued)

Abbreviation	These commonly used abbreviations may or may not be present in this report.
RER	Relative Error Ratio (Radiochemistry)
RL	Reporting Limit or Requested Limit (Radiochemistry)
RPD	Relative Percent Difference, a measure of the relative difference between two points
TEF	Toxicity Equivalent Factor (Dioxin)
TEQ	Toxicity Equivalent Quotient (Dioxin)

Job ID: 480-147726-1

Laboratory: TestAmerica Buffalo

Narrative

Job Narrative
480-147726-1

Receipt
The samples were received on 1/10/2019 10:30 AM; the samples arrived in good condition, properly preserved and, where required, on ice. The temperatures of the 2 coolers at receipt time were 1.4º C and 2.0º C.

Receipt Exceptions
The terracore kits were frozen on 01/08/19 by the client as indicated on the COC. The sample were shipped frozen and received within temperature criteria.

GC/MS VOA
No analytical or quality issues were noted, other than those described in the Definitions/Glossary page.

GC/MS Semi VOA
Method(s) 8270D: The continuing calibration verification (CCV) associated with batch 480-455117 recovered outside acceptance criteria, low biased, for 2,2'-oxybis[1-chloropropane]. A reporting limit (RL) standard was analyzed, and the target analyte was detected. Since the associated samples were non-detect for this analyte, the data have been reported. The following samples are impacted: LBA-SB2 (480-147726-1), LBA-SB3 (480-147726-2), LBA-SB4 (480-147726-3) and BLIND DUPLICATE-01 (480-147726-4).

Method(s) 8270D: The continuing calibration verification (CCV) associated with batch 480-455117 recovered above the upper control limit for Diethyl phthalate, Atrazine and Hexachlorobutadiene. The samples associated with this CCV were non-detects for the affected analytes; therefore, the data have been reported. The following samples are impacted: LBA-SB2 (480-147726-1), LBA-SB3 (480-147726-2), LBA-SB4 (480-147726-3) and BLIND DUPLICATE-01 (480-147726-4).

Method(s) 8270D: The following sample was diluted due to color and viscosity: LBA-SB3 (480-147726-2). Elevated reporting limits (RL) are provided.

Method(s) 8270D: The laboratory control sample (LCS) for preparation batch 480-454847 and analytical batch 480-455270 recovered outside control limits for the following analyte: 4,6-Dinitro-2-methylphenol. This analyte was biased high in the LCS and was not detected in the associated samples; therefore, the data have been reported.

Method(s) 8270D: The laboratory control sample (LCS) for preparation batch 480-454847 and analytical batch 480-455270 recovered outside control limits for the following surrogate: 2,4,6-Tribromophenol. This surrogate is biased high and no detections were found for associated analytes in the following affected samples: MW-1 (480-147726-5) and BLIND DUPLICATE-02 (480-147726-8). Therefore, the data has been reported.

Method(s) 8270D: The continuing calibration verification (CCV) associated with batch 480-455270 recovered above the upper control limit for 2,4-Dinitrophenol, Indeno[1,2,3-cd]pyrene, 4-Chloro-3-methylphenol, Dibenz(a,h)anthracene and 2-Nitrophenol. The samples associated with this CCV were non-detects for the affected analytes; therefore, the data have been reported. The following samples are impacted: MW-1 (480-147726-5) and BLIND DUPLICATE-02 (480-147726-8).

Method(s) 8270D: Six surrogates are used for this analysis. The laboratory's SOP allows one acid and one base of these surrogates to be outside acceptance criteria without performing re-extraction/re-analysis. The following sample contained an allowable number of surrogate compounds outside limits: MW-1 (480-147726-5). These results have been reported and qualified.

Method(s) 8270D SIM ID: The breakdown of 4,4'-DDT in the tuning evaluation exceeded 20%. Breakdown is not a criteria of the method but rather an internal check performed by the laboratory to evaluate the peak shape of 1,4-Dioxane and 1,4-Dioxane-d8. No adverse performance was observed and QC recoveries were in control. The data have been reported.

No additional analytical or quality issues were noted, other than those described above or in the Definitions/Glossary page.

GC VOA
No analytical or quality issues were noted, other than those described in the Definitions/Glossary page.

Job ID: 480-147726-1 (Continued)

Laboratory: TestAmerica Buffalo (Continued)

GC Semi VOA

Method(s) 8082A: The following samples are associated with a continuing calibration verifications (CCV 480-454825/5 and 480-454825/33) that had recoveries for the surrogate Decachlorobiphenyl that were above acceptance limits: MW-1 (480-147726-5) and BLIND DUPLICATE-02 (480-147726-8). The secondary surrogate Tetrachloro-m-xylene is within limits. Therefore, the data has been reported.

Method(s) 8082A: Surrogate recovery for the following samples were outside control limits: MW-1 (480-147726-5) and BLIND DUPLICATE-02 (480-147726-8). Evidence of matrix interference is present; therefore, re-extraction and/or re-analysis was not performed.

Method(s) 8081B: The following samples were diluted due to the nature of the sample matrix: LBA-SB3 (480-147726-2), (480-147726-A-2-B MS), (480-147726-A-2-C MSD) and BLIND DUPLICATE-02 (480-147726-8). Elevated reporting limits (RLs) are provided.

Method(s) 8081B: The matrix spike (MS) recoveries for preparation batch 480-454747 and analytical batch 480-454853 were outside control limits. Non-homogeneity is suspected because the associated laboratory control sample (LCS) recovery was within acceptance limits.

Method(s) 8081B: The matrix spike / matrix spike duplicate (MS/MSD) precision for preparation batch 480-454747 and analytical batch 480-454853 was outside control limits. Sample matrix interference and/or non-homogeneity are suspected.

Method(s) 8081B: The recovery of one surrogate in samples LBA-SB2 (480-147726-1), LBA-SB3 (480-147726-2), LBA-SB4 (480-147726-3), BLIND DUPLICATE-01 (480-147726-4), (480-147726-A-2-B MS) and (480-147726-A-2-C MSD) exceeds quality control limits due to the sample matrix. The recovery of the secondary surrogate is within quality control criteria; no corrective action is required.

Method(s) 8081B: The continuing calibration verification (CCV) associated with batch 480-454853 recovered above the upper control limit for alpha-BHC and gamma-BHC (Lindane). The samples associated with this CCV were non-detects for the affected analytes; therefore, the data have been reported. The following samples are impacted: LBA-SB2 (480-147726-1), LBA-SB3 (480-147726-2), LBA-SB4 (480-147726-3) and BLIND DUPLICATE-01 (480-147726-4).

Method(s) 8082A: The following samples are associated with a continuing calibration verification (CCV 480-455460/16) that had recoveries for the surrogate Tetrachloro-m-xylene that were below acceptance limits: LBA-SB2 (480-147726-1), LBA-SB3 (480-147726-2), LBA-SB4 (480-147726-3) and BLIND DUPLICATE-01 (480-147726-4). The secondary surrogate Decachlorobiphenyl is within limits. Therefore, the data has been reported.

Method(s) 8082A: Surrogate recovery for the following sample was outside control limits: BLIND DUPLICATE-01 (480-147726-4). Evidence of matrix interference is present; therefore, re-extraction and/or re-analysis was not performed.

No additional analytical or quality issues were noted, other than those described above or in the Definitions/Glossary page.

Metals

No analytical or quality issues were noted, other than those described in the Definitions/Glossary page.

LCMS

Method(s) 537 (modified): M2-6:2 FTS Isotope Dilution Analyte (IDA) recovery is above the method recommended limit for the following samples: MW-1 (480-147726-5) ERB-01 (480-147726-6), FIELD BLANK-01 (480-147726-7), BLIND DUPLICATE-02 (480-147726-8) and (LCS 200-139135/2-A). Quantitation by isotope dilution generally precludes any adverse effect on data quality due to elevated IDA recoveries.

Method(s) 537 (modified): 13C2 PFTeDA Isotope Dilution Analyte (IDA) recovery associated with the following samples is below the method recommended limit: MW-1 (480-147726-5) and BLIND DUPLICATE-02 (480-147726-8). Generally, data quality is not considered affected if the IDA signal-to-noise ratio is greater than 10:1, which is achieved for all IDAs in the sample. All detection limits are below the lower calibration.

No additional analytical or quality issues were noted, other than those described above or in the Definitions/Glossary page.

Job ID: 480-147726-1 (Continued)

Laboratory: TestAmerica Buffalo (Continued)

General Chemistry
Method(s) 335.4, 9012B: The laboratory control sample (LCS) for preparation batch 480-455342 and analytical batch 480-455479 recovered outside control limits for the following analyte: Cyanide, Total. This analyte was biased high in the LCS and was not detected in the associated samples; therefore, the data have been reported. MW-1 (480-147726-5) and BLIND DUPLICATE-02 (480-147726-8)

No additional analytical or quality issues were noted, other than those described above or in the Definitions/Glossary page.

Organic Prep
Method(s) 3550C: The following samples required a Florisil clean-up, via EPA Method 3620C, to reduce matrix interferences: LBA-SB2 (480-147726-1), LBA-SB3 (480-147726-2), BLIND DUPLICATE-01 (480-147726-4), (480-147726-A-2 MS) and (480-147726-A-2 MSD).

Method(s) 3510C: Insufficient sample volume was available to perform a matrix spike/matrix spike duplicate (MS/MSD) associated with preparation batch 480-454745.

Method(s) 3510C: Insufficient sample volume was available to perform a matrix spike/matrix spike duplicate (MS/MSD) associated with preparation batch 480-454749.

Method(s) 3510C: Insufficient sample volume was available to perform a matrix spike/matrix spike duplicate/sample duplicate (MS/MSD/DUP) associated with preparation batch 480-454860.

No additional analytical or quality issues were noted, other than those described above or in the Definitions/Glossary page.

Detection Summary

Client: LaBella Associates DPC
Project/Site: Webster CSD Willink Middle School

TestAmerica Job ID: 480-147726-1

Client Sample ID: LBA-SB2 — Lab Sample ID: 480-147726-1

Analyte	Result	Qualifier	RL	MDL	Unit	Dil Fac	D	Method	Prep Type
Methylene Chloride	7.2		4.4	2.0	ug/Kg	1	☼	8260C	Total/NA
Benzo[a]anthracene	38	J	190	19	ug/Kg	1	☼	8270D	Total/NA
Benzo[a]pyrene	43	J	190	28	ug/Kg	1	☼	8270D	Total/NA
Benzo[b]fluoranthene	61	J	190	30	ug/Kg	1	☼	8270D	Total/NA
Benzo[g,h,i]perylene	45	J	190	20	ug/Kg	1	☼	8270D	Total/NA
Benzo[k]fluoranthene	26	J	190	25	ug/Kg	1	☼	8270D	Total/NA
Chrysene	50	J	190	42	ug/Kg	1	☼	8270D	Total/NA
Fluoranthene	90	J	190	20	ug/Kg	1	☼	8270D	Total/NA
Indeno[1,2,3-cd]pyrene	38	J	190	23	ug/Kg	1	☼	8270D	Total/NA
Phenanthrene	40	J	190	28	ug/Kg	1	☼	8270D	Total/NA
Pyrene	77	J	190	22	ug/Kg	1	☼	8270D	Total/NA
4,4'-DDD	3.8		1.9	0.37	ug/Kg	1	☼	8081B	Total/NA
4,4'-DDE	16		1.9	0.40	ug/Kg	1	☼	8081B	Total/NA
4,4'-DDT	4.0		1.9	0.44	ug/Kg	1	☼	8081B	Total/NA
trans-Chlordane	1.8	J	1.9	0.60	ug/Kg	1	☼	8081B	Total/NA
Arsenic	3.0		2.2	0.45	mg/Kg	1	☼	6010C	Total/NA
Barium	31.6		0.56	0.12	mg/Kg	1	☼	6010C	Total/NA
Cadmium	0.20	J	0.22	0.034	mg/Kg	1	☼	6010C	Total/NA
Chromium	12.1		0.56	0.22	mg/Kg	1	☼	6010C	Total/NA
Lead	8.9		1.1	0.27	mg/Kg	1	☼	6010C	Total/NA
Mercury	0.029		0.021	0.0087	mg/Kg	1	☼	7471B	Total/NA

Client Sample ID: LBA-SB3 — Lab Sample ID: 480-147726-2

Analyte	Result	Qualifier	RL	MDL	Unit	Dil Fac	D	Method	Prep Type
Methylene Chloride	6.1		4.4	2.0	ug/Kg	1	☼	8260C	Total/NA
Benzo[a]anthracene	420	J	960	96	ug/Kg	5	☼	8270D	Total/NA
Benzo[a]pyrene	530	J	960	140	ug/Kg	5	☼	8270D	Total/NA
Benzo[b]fluoranthene	790	J	960	150	ug/Kg	5	☼	8270D	Total/NA
Benzo[g,h,i]perylene	560	J	960	100	ug/Kg	5	☼	8270D	Total/NA
Benzo[k]fluoranthene	360	J	960	120	ug/Kg	5	☼	8270D	Total/NA
Chrysene	570	J	960	220	ug/Kg	5	☼	8270D	Total/NA
Fluoranthene	1200		960	100	ug/Kg	5	☼	8270D	Total/NA
Indeno[1,2,3-cd]pyrene	490	J	960	120	ug/Kg	5	☼	8270D	Total/NA
Phenanthrene	520	J	960	140	ug/Kg	5	☼	8270D	Total/NA
Pyrene	930	J	960	110	ug/Kg	5	☼	8270D	Total/NA
4,4'-DDD	2.3	J	3.8	0.74	ug/Kg	2	☼	8081B	Total/NA
4,4'-DDE	13		3.8	0.80	ug/Kg	2	☼	8081B	Total/NA
4,4'-DDT	3.9		3.8	0.89	ug/Kg	2	☼	8081B	Total/NA
Arsenic	2.7		2.3	0.46	mg/Kg	1	☼	6010C	Total/NA
Barium	24.0		0.57	0.13	mg/Kg	1	☼	6010C	Total/NA
Cadmium	0.15	J	0.23	0.034	mg/Kg	1	☼	6010C	Total/NA
Chromium	9.1		0.57	0.23	mg/Kg	1	☼	6010C	Total/NA
Lead	9.8		1.1	0.27	mg/Kg	1	☼	6010C	Total/NA
Mercury	0.029		0.022	0.0089	mg/Kg	1	☼	7471B	Total/NA

Client Sample ID: LBA-SB4 — Lab Sample ID: 480-147726-3

Analyte	Result	Qualifier	RL	MDL	Unit	Dil Fac	D	Method	Prep Type
Acetone	9.8	J	21	3.6	ug/Kg	1	☼	8260C	Total/NA

This Detection Summary does not include radiochemical test results.

Detection Summary

Client: LaBella Associates DPC
Project/Site: Webster CSD Willink Middle School

TestAmerica Job ID: 480-147726-1

Client Sample ID: LBA-SB4 (Continued) — Lab Sample ID: 480-147726-3

Analyte	Result	Qualifier	RL	MDL	Unit	Dil Fac	D	Method	Prep Type
Methylene Chloride	4.7		4.3	2.0	ug/Kg	1	☼	8260C	Total/NA
Arsenic	2.1	J	2.2	0.44	mg/Kg	1	☼	6010C	Total/NA
Barium	27.1		0.55	0.12	mg/Kg	1	☼	6010C	Total/NA
Cadmium	0.21	J	0.22	0.033	mg/Kg	1	☼	6010C	Total/NA
Chromium	12.3		0.55	0.22	mg/Kg	1	☼	6010C	Total/NA
Lead	2.8		1.1	0.27	mg/Kg	1	☼	6010C	Total/NA

Client Sample ID: BLIND DUPLICATE-01 — Lab Sample ID: 480-147726-4

Analyte	Result	Qualifier	RL	MDL	Unit	Dil Fac	D	Method	Prep Type
Methylene Chloride	3.1	J	4.6	2.1	ug/Kg	1	☼	8260C	Total/NA
Anthracene	79	J	200	49	ug/Kg	1	☼	8270D	Total/NA
Benzo[a]anthracene	470		200	20	ug/Kg	1	☼	8270D	Total/NA
Benzo[a]pyrene	560		200	29	ug/Kg	1	☼	8270D	Total/NA
Benzo[b]fluoranthene	790		200	31	ug/Kg	1	☼	8270D	Total/NA
Benzo[g,h,i]perylene	620		200	21	ug/Kg	1	☼	8270D	Total/NA
Benzo[k]fluoranthene	380		200	25	ug/Kg	1	☼	8270D	Total/NA
Carbazole	60	J	200	23	ug/Kg	1	☼	8270D	Total/NA
Chrysene	620		200	44	ug/Kg	1	☼	8270D	Total/NA
Dibenz(a,h)anthracene	150	J	200	35	ug/Kg	1	☼	8270D	Total/NA
Fluoranthene	1200		200	21	ug/Kg	1	☼	8270D	Total/NA
Fluorene	26	J	200	23	ug/Kg	1	☼	8270D	Total/NA
Indeno[1,2,3-cd]pyrene	540		200	24	ug/Kg	1	☼	8270D	Total/NA
Phenanthrene	510		200	29	ug/Kg	1	☼	8270D	Total/NA
Pyrene	1000		200	23	ug/Kg	1	☼	8270D	Total/NA
4,4'-DDD	2.1		1.9	0.37	ug/Kg	1	☼	8081B	Total/NA
4,4'-DDE	13		1.9	0.40	ug/Kg	1	☼	8081B	Total/NA
4,4'-DDT	3.0		1.9	0.45	ug/Kg	1	☼	8081B	Total/NA
Endrin ketone	0.62	J	1.9	0.47	ug/Kg	1	☼	8081B	Total/NA
Arsenic	2.1	J	2.4	0.48	mg/Kg	1	☼	6010C	Total/NA
Barium	21.4		0.59	0.13	mg/Kg	1	☼	6010C	Total/NA
Cadmium	0.16	J	0.24	0.036	mg/Kg	1	☼	6010C	Total/NA
Chromium	9.7		0.59	0.24	mg/Kg	1	☼	6010C	Total/NA
Lead	7.6		1.2	0.29	mg/Kg	1	☼	6010C	Total/NA
Selenium	0.49	J	4.8	0.48	mg/Kg	1	☼	6010C	Total/NA
Mercury	0.027		0.024	0.0096	mg/Kg	1	☼	7471B	Total/NA

Client Sample ID: MW-1 — Lab Sample ID: 480-147726-5

Analyte	Result	Qualifier	RL	MDL	Unit	Dil Fac	D	Method	Prep Type
Acetone	4.9	J	10	3.0	ug/L	1		8260C	Total/NA
Caprolactam	4.1	J	5.7	2.5	ug/L	1		8270D	Total/NA
Di-n-butyl phthalate	0.41	J	5.7	0.35	ug/L	1		8270D	Total/NA
4,4'-DDT	0.016	J	0.050	0.011	ug/L	1		8081B	Total/NA
Dieldrin	0.11		0.050	0.0098	ug/L	1		8081B	Total/NA
Perfluorobutanoic acid (PFBA)	62		1.8	0.88	ng/L	1		537 (modified)	Total/NA
Perfluoropentanoic acid (PFPeA)	0.90	J	1.8	0.55	ng/L	1		537 (modified)	Total/NA
Perfluorohexanoic acid (PFHxA)	2.1		1.8	0.67	ng/L	1		537 (modified)	Total/NA
Perfluoroheptanoic acid (PFHpA)	1.0	J	1.8	0.80	ng/L	1		537 (modified)	Total/NA
Perfluorooctanoic acid (PFOA)	5.0		1.8	0.55	ng/L	1		537 (modified)	Total/NA

This Detection Summary does not include radiochemical test results.

Detection Summary

Client: LaBella Associates DPC
Project/Site: Webster CSD Willink Middle School

TestAmerica Job ID: 480-147726-1

Client Sample ID: MW-1 (Continued) — Lab Sample ID: 480-147726-5

Analyte	Result	Qualifier	RL	MDL	Unit	Dil Fac	D	Method	Prep Type
Perfluorononanoic acid (PFNA)	0.99	J	1.8	0.24	ng/L	1		537 (modified)	Total/NA
Perfluorodecanoic acid (PFDA)	0.96	J	1.8	0.67	ng/L	1		537 (modified)	Total/NA
Perfluorobutanesulfonic acid (PFBS)	8.6		1.8	0.43	ng/L	1		537 (modified)	Total/NA
Perfluorooctanesulfonic acid (PFOS)	16		1.8	0.53	ng/L	1		537 (modified)	Total/NA
Arsenic	0.048		0.015	0.0056	mg/L	1		6010C	Total/NA
Barium	0.87		0.0020	0.00070	mg/L	1		6010C	Total/NA
Cadmium	0.0014	J	0.0020	0.00050	mg/L	1		6010C	Total/NA
Chromium	0.089		0.0040	0.0010	mg/L	1		6010C	Total/NA
Lead	0.028		0.010	0.0030	mg/L	1		6010C	Total/NA
Mercury	0.00015	J	0.00020	0.00012	mg/L	1		7470A	Total/NA

Client Sample ID: ERB-01 — Lab Sample ID: 480-147726-6

No Detections.

Client Sample ID: FIELD BLANK-01 — Lab Sample ID: 480-147726-7

No Detections.

Client Sample ID: BLIND DUPLICATE-02 — Lab Sample ID: 480-147726-8

Analyte	Result	Qualifier	RL	MDL	Unit	Dil Fac	D	Method	Prep Type
Di-n-butyl phthalate	0.48	J	5.2	0.32	ug/L	1		8270D	Total/NA
Dieldrin	0.13		0.050	0.0098	ug/L	1		8081B	Total/NA
Perfluorobutanoic acid (PFBA)	62		1.7	0.85	ng/L	1		537 (modified)	Total/NA
Perfluoropentanoic acid (PFPeA)	2.1		1.7	0.53	ng/L	1		537 (modified)	Total/NA
Perfluorohexanoic acid (PFHxA)	1.5	J	1.7	0.64	ng/L	1		537 (modified)	Total/NA
Perfluoroheptanoic acid (PFHpA)	0.80	J	1.7	0.77	ng/L	1		537 (modified)	Total/NA
Perfluorooctanoic acid (PFOA)	4.1		1.7	0.53	ng/L	1		537 (modified)	Total/NA
Perfluorononanoic acid (PFNA)	1.2	J I	1.7	0.23	ng/L	1		537 (modified)	Total/NA
Perfluorobutanesulfonic acid (PFBS)	9.4		1.7	0.42	ng/L	1		537 (modified)	Total/NA
Perfluorooctanesulfonic acid (PFOS)	11		1.7	0.52	ng/L	1		537 (modified)	Total/NA
Arsenic	0.078		0.015	0.0056	mg/L	1		6010C	Total/NA
Barium	0.89		0.0020	0.00070	mg/L	1		6010C	Total/NA
Cadmium	0.0013	J	0.0020	0.00050	mg/L	1		6010C	Total/NA
Chromium	0.17		0.0040	0.0010	mg/L	1		6010C	Total/NA
Lead	0.055		0.010	0.0030	mg/L	1		6010C	Total/NA
Mercury	0.00020		0.00020	0.00012	mg/L	1		7470A	Total/NA

This Detection Summary does not include radiochemical test results.

Client Sample Results

Client: LaBella Associates DPC
Project/Site: Webster CSD Willink Middle School

TestAmerica Job ID: 480-147726-1

Client Sample ID: LBA-SB2

Date Collected: 01/07/19 13:30
Date Received: 01/10/19 10:30

Lab Sample ID: 480-147726-1

Matrix: Solid
Percent Solids: 87.5

Method: 8260C - Volatile Organic Compounds by GC/MS

Analyte	Result	Qualifier	RL	MDL	Unit	D	Prepared	Analyzed	Dil Fac
1,1,1-Trichloroethane	ND		4.4	0.32	ug/Kg	☼	01/08/19 21:30	01/16/19 13:36	1
1,1,2,2-Tetrachloroethane	ND		4.4	0.71	ug/Kg	☼	01/08/19 21:30	01/16/19 13:36	1
1,1,2-Trichloroethane	ND		4.4	0.57	ug/Kg	☼	01/08/19 21:30	01/16/19 13:36	1
1,1,2-Trichloro-1,2,2-trifluoroethane	ND		4.4	1.0	ug/Kg	☼	01/08/19 21:30	01/16/19 13:36	1
1,1-Dichloroethane	ND		4.4	0.54	ug/Kg	☼	01/08/19 21:30	01/16/19 13:36	1
1,1-Dichloroethene	ND		4.4	0.54	ug/Kg	☼	01/08/19 21:30	01/16/19 13:36	1
1,2,4-Trichlorobenzene	ND		4.4	0.27	ug/Kg	☼	01/08/19 21:30	01/16/19 13:36	1
1,2-Dibromo-3-Chloropropane	ND		4.4	2.2	ug/Kg	☼	01/08/19 21:30	01/16/19 13:36	1
1,2-Dichlorobenzene	ND		4.4	0.34	ug/Kg	☼	01/08/19 21:30	01/16/19 13:36	1
1,2-Dichloroethane	ND		4.4	0.22	ug/Kg	☼	01/08/19 21:30	01/16/19 13:36	1
1,2-Dichloropropane	ND		4.4	2.2	ug/Kg	☼	01/08/19 21:30	01/16/19 13:36	1
1,3-Dichlorobenzene	ND		4.4	0.23	ug/Kg	☼	01/08/19 21:30	01/16/19 13:36	1
1,4-Dichlorobenzene	ND		4.4	0.61	ug/Kg	☼	01/08/19 21:30	01/16/19 13:36	1
2-Butanone (MEK)	ND		22	1.6	ug/Kg	☼	01/08/19 21:30	01/16/19 13:36	1
2-Hexanone	ND		22	2.2	ug/Kg	☼	01/08/19 21:30	01/16/19 13:36	1
4-Methyl-2-pentanone (MIBK)	ND		22	1.4	ug/Kg	☼	01/08/19 21:30	01/16/19 13:36	1
Acetone	ND		22	3.7	ug/Kg	☼	01/08/19 21:30	01/16/19 13:36	1
Benzene	ND		4.4	0.22	ug/Kg	☼	01/08/19 21:30	01/16/19 13:36	1
Bromodichloromethane	ND		4.4	0.59	ug/Kg	☼	01/08/19 21:30	01/16/19 13:36	1
Bromoform	ND		4.4	2.2	ug/Kg	☼	01/08/19 21:30	01/16/19 13:36	1
Bromomethane	ND		4.4	0.39	ug/Kg	☼	01/08/19 21:30	01/16/19 13:36	1
Carbon disulfide	ND		4.4	2.2	ug/Kg	☼	01/08/19 21:30	01/16/19 13:36	1
Carbon tetrachloride	ND		4.4	0.42	ug/Kg	☼	01/08/19 21:30	01/16/19 13:36	1
Chlorobenzene	ND		4.4	0.58	ug/Kg	☼	01/08/19 21:30	01/16/19 13:36	1
Dibromochloromethane	ND		4.4	0.56	ug/Kg	☼	01/08/19 21:30	01/16/19 13:36	1
Chloroethane	ND		4.4	0.99	ug/Kg	☼	01/08/19 21:30	01/16/19 13:36	1
Chloroform	ND		4.4	0.27	ug/Kg	☼	01/08/19 21:30	01/16/19 13:36	1
Chloromethane	ND		4.4	0.27	ug/Kg	☼	01/08/19 21:30	01/16/19 13:36	1
cis-1,2-Dichloroethene	ND		4.4	0.56	ug/Kg	☼	01/08/19 21:30	01/16/19 13:36	1
cis-1,3-Dichloropropene	ND		4.4	0.63	ug/Kg	☼	01/08/19 21:30	01/16/19 13:36	1
Cyclohexane	ND		4.4	0.61	ug/Kg	☼	01/08/19 21:30	01/16/19 13:36	1
Dichlorodifluoromethane	ND		4.4	0.36	ug/Kg	☼	01/08/19 21:30	01/16/19 13:36	1
Ethylbenzene	ND		4.4	0.30	ug/Kg	☼	01/08/19 21:30	01/16/19 13:36	1
1,2-Dibromoethane	ND		4.4	0.56	ug/Kg	☼	01/08/19 21:30	01/16/19 13:36	1
Isopropylbenzene	ND		4.4	0.66	ug/Kg	☼	01/08/19 21:30	01/16/19 13:36	1
Methyl acetate	ND		22	2.7	ug/Kg	☼	01/08/19 21:30	01/16/19 13:36	1
Methyl tert-butyl ether	ND		4.4	0.43	ug/Kg	☼	01/08/19 21:30	01/16/19 13:36	1
Methylcyclohexane	ND		4.4	0.67	ug/Kg	☼	01/08/19 21:30	01/16/19 13:36	1
Methylene Chloride	**7.2**		4.4	2.0	ug/Kg	☼	01/08/19 21:30	01/16/19 13:36	1
Styrene	ND		4.4	0.22	ug/Kg	☼	01/08/19 21:30	01/16/19 13:36	1
Tetrachloroethene	ND		4.4	0.59	ug/Kg	☼	01/08/19 21:30	01/16/19 13:36	1
Toluene	ND		4.4	0.33	ug/Kg	☼	01/08/19 21:30	01/16/19 13:36	1
trans-1,2-Dichloroethene	ND		4.4	0.45	ug/Kg	☼	01/08/19 21:30	01/16/19 13:36	1
trans-1,3-Dichloropropene	ND		4.4	1.9	ug/Kg	☼	01/08/19 21:30	01/16/19 13:36	1
Trichloroethene	ND		4.4	0.97	ug/Kg	☼	01/08/19 21:30	01/16/19 13:36	1
Trichlorofluoromethane	ND		4.4	0.42	ug/Kg	☼	01/08/19 21:30	01/16/19 13:36	1
Vinyl chloride	ND		4.4	0.54	ug/Kg	☼	01/08/19 21:30	01/16/19 13:36	1
Xylenes, Total	ND		8.8	0.74	ug/Kg	☼	01/08/19 21:30	01/16/19 13:36	1

Client Sample Results

Client: LaBella Associates DPC
Project/Site: Webster CSD Willink Middle School

TestAmerica Job ID: 480-147726-1

Client Sample ID: LBA-SB2

Date Collected: 01/07/19 13:30
Date Received: 01/10/19 10:30

Lab Sample ID: 480-147726-1

Matrix: Solid
Percent Solids: 87.5

Surrogate	*%Recovery*	*Qualifier*	*Limits*	*Prepared*	*Analyzed*	*Dil Fac*
Toluene-d8 (Surr)	*103*		*71 - 125*	*01/08/19 21:30*	*01/16/19 13:36*	*1*
1,2-Dichloroethane-d4 (Surr)	*104*		*64 - 126*	*01/08/19 21:30*	*01/16/19 13:36*	*1*
4-Bromofluorobenzene (Surr)	*94*		*72 - 126*	*01/08/19 21:30*	*01/16/19 13:36*	*1*
Dibromofluoromethane (Surr)	*101*		*60 - 140*	*01/08/19 21:30*	*01/16/19 13:36*	*1*

Method: 8270D - Semivolatile Organic Compounds (GC/MS)

Analyte	Result	Qualifier	RL	MDL	Unit	D	Prepared	Analyzed	Dil Fac
Biphenyl	ND		190	28	ug/Kg	☼	01/11/19 14:15	01/15/19 18:45	1
bis (2-chloroisopropyl) ether	ND		190	38	ug/Kg	☼	01/11/19 14:15	01/15/19 18:45	1
2,4,5-Trichlorophenol	ND		190	51	ug/Kg	☼	01/11/19 14:15	01/15/19 18:45	1
2,4,6-Trichlorophenol	ND		190	38	ug/Kg	☼	01/11/19 14:15	01/15/19 18:45	1
2,4-Dichlorophenol	ND		190	20	ug/Kg	☼	01/11/19 14:15	01/15/19 18:45	1
2,4-Dimethylphenol	ND		190	46	ug/Kg	☼	01/11/19 14:15	01/15/19 18:45	1
2,4-Dinitrophenol	ND		1800	870	ug/Kg	☼	01/11/19 14:15	01/15/19 18:45	1
2,4-Dinitrotoluene	ND		190	39	ug/Kg	☼	01/11/19 14:15	01/15/19 18:45	1
2,6-Dinitrotoluene	ND		190	22	ug/Kg	☼	01/11/19 14:15	01/15/19 18:45	1
2-Chloronaphthalene	ND		190	31	ug/Kg	☼	01/11/19 14:15	01/15/19 18:45	1
2-Chlorophenol	ND		190	35	ug/Kg	☼	01/11/19 14:15	01/15/19 18:45	1
2-Methylphenol	ND		190	22	ug/Kg	☼	01/11/19 14:15	01/15/19 18:45	1
2-Methylnaphthalene	ND		190	38	ug/Kg	☼	01/11/19 14:15	01/15/19 18:45	1
2-Nitroaniline	ND		370	28	ug/Kg	☼	01/11/19 14:15	01/15/19 18:45	1
2-Nitrophenol	ND		190	53	ug/Kg	☼	01/11/19 14:15	01/15/19 18:45	1
3,3'-Dichlorobenzidine	ND		370	220	ug/Kg	☼	01/11/19 14:15	01/15/19 18:45	1
3-Nitroaniline	ND		370	52	ug/Kg	☼	01/11/19 14:15	01/15/19 18:45	1
4,6-Dinitro-2-methylphenol	ND		370	190	ug/Kg	☼	01/11/19 14:15	01/15/19 18:45	1
4-Bromophenyl phenyl ether	ND		190	27	ug/Kg	☼	01/11/19 14:15	01/15/19 18:45	1
4-Chloro-3-methylphenol	ND		190	47	ug/Kg	☼	01/11/19 14:15	01/15/19 18:45	1
4-Chloroaniline	ND		190	47	ug/Kg	☼	01/11/19 14:15	01/15/19 18:45	1
4-Chlorophenyl phenyl ether	ND		190	23	ug/Kg	☼	01/11/19 14:15	01/15/19 18:45	1
4-Methylphenol	ND		370	22	ug/Kg	☼	01/11/19 14:15	01/15/19 18:45	1
4-Nitroaniline	ND		370	99	ug/Kg	☼	01/11/19 14:15	01/15/19 18:45	1
4-Nitrophenol	ND		370	130	ug/Kg	☼	01/11/19 14:15	01/15/19 18:45	1
Acenaphthene	ND		190	28	ug/Kg	☼	01/11/19 14:15	01/15/19 18:45	1
Acenaphthylene	ND		190	25	ug/Kg	☼	01/11/19 14:15	01/15/19 18:45	1
Acetophenone	ND		190	26	ug/Kg	☼	01/11/19 14:15	01/15/19 18:45	1
Anthracene	ND		190	47	ug/Kg	☼	01/11/19 14:15	01/15/19 18:45	1
Atrazine	ND		190	66	ug/Kg	☼	01/11/19 14:15	01/15/19 18:45	1
Benzaldehyde	ND		190	150	ug/Kg	☼	01/11/19 14:15	01/15/19 18:45	1
Benzo[a]anthracene	**38**	**J**	190	19	ug/Kg	☼	01/11/19 14:15	01/15/19 18:45	1
Benzo[a]pyrene	**43**	**J**	190	28	ug/Kg	☼	01/11/19 14:15	01/15/19 18:45	1
Benzo[b]fluoranthene	**61**	**J**	190	30	ug/Kg	☼	01/11/19 14:15	01/15/19 18:45	1
Benzo[g,h,i]perylene	**45**	**J**	190	20	ug/Kg	☼	01/11/19 14:15	01/15/19 18:45	1
Benzo[k]fluoranthene	**26**	**J**	190	25	ug/Kg	☼	01/11/19 14:15	01/15/19 18:45	1
Bis(2-chloroethoxy)methane	ND		190	40	ug/Kg	☼	01/11/19 14:15	01/15/19 18:45	1
Bis(2-chloroethyl)ether	ND		190	25	ug/Kg	☼	01/11/19 14:15	01/15/19 18:45	1
Bis(2-ethylhexyl) phthalate	ND		190	65	ug/Kg	☼	01/11/19 14:15	01/15/19 18:45	1
Butyl benzyl phthalate	ND		190	31	ug/Kg	☼	01/11/19 14:15	01/15/19 18:45	1
Caprolactam	ND		190	57	ug/Kg	☼	01/11/19 14:15	01/15/19 18:45	1
Carbazole	ND		190	22	ug/Kg	☼	01/11/19 14:15	01/15/19 18:45	1
Chrysene	**50**	**J**	190	42	ug/Kg	☼	01/11/19 14:15	01/15/19 18:45	1

Client Sample Results

Client: LaBella Associates DPC
Project/Site: Webster CSD Willink Middle School

TestAmerica Job ID: 480-147726-1

Client Sample ID: LBA-SB2

Date Collected: 01/07/19 13:30
Date Received: 01/10/19 10:30

Lab Sample ID: 480-147726-1

Matrix: Solid
Percent Solids: 87.5

Method: 8270D - Semivolatile Organic Compounds (GC/MS) (Continued)

Analyte	Result	Qualifier	RL	MDL	Unit	D	Prepared	Analyzed	Dil Fac
Dibenz(a,h)anthracene	ND		190	33	ug/Kg	☼	01/11/19 14:15	01/15/19 18:45	1
Di-n-butyl phthalate	ND		190	32	ug/Kg	☼	01/11/19 14:15	01/15/19 18:45	1
Di-n-octyl phthalate	ND		190	22	ug/Kg	☼	01/11/19 14:15	01/15/19 18:45	1
Dibenzofuran	ND		190	22	ug/Kg	☼	01/11/19 14:15	01/15/19 18:45	1
Diethyl phthalate	ND		190	25	ug/Kg	☼	01/11/19 14:15	01/15/19 18:45	1
Dimethyl phthalate	ND		190	22	ug/Kg	☼	01/11/19 14:15	01/15/19 18:45	1
Fluoranthene	**90**	**J**	190	20	ug/Kg	☼	01/11/19 14:15	01/15/19 18:45	1
Fluorene	ND		190	22	ug/Kg	☼	01/11/19 14:15	01/15/19 18:45	1
Hexachlorobenzene	ND		190	26	ug/Kg	☼	01/11/19 14:15	01/15/19 18:45	1
Hexachlorobutadiene	ND		190	28	ug/Kg	☼	01/11/19 14:15	01/15/19 18:45	1
Hexachlorocyclopentadiene	ND		190	26	ug/Kg	☼	01/11/19 14:15	01/15/19 18:45	1
Hexachloroethane	ND		190	25	ug/Kg	☼	01/11/19 14:15	01/15/19 18:45	1
Indeno[1,2,3-cd]pyrene	**38**	**J**	190	23	ug/Kg	☼	01/11/19 14:15	01/15/19 18:45	1
Isophorone	ND		190	40	ug/Kg	☼	01/11/19 14:15	01/15/19 18:45	1
N-Nitrosodi-n-propylamine	ND		190	32	ug/Kg	☼	01/11/19 14:15	01/15/19 18:45	1
N-Nitrosodiphenylamine	ND		190	150	ug/Kg	☼	01/11/19 14:15	01/15/19 18:45	1
Naphthalene	ND		190	25	ug/Kg	☼	01/11/19 14:15	01/15/19 18:45	1
Nitrobenzene	ND		190	21	ug/Kg	☼	01/11/19 14:15	01/15/19 18:45	1
Pentachlorophenol	ND		370	190	ug/Kg	☼	01/11/19 14:15	01/15/19 18:45	1
Phenanthrene	**40**	**J**	190	28	ug/Kg	☼	01/11/19 14:15	01/15/19 18:45	1
Phenol	ND		190	29	ug/Kg	☼	01/11/19 14:15	01/15/19 18:45	1
Pyrene	**77**	**J**	190	22	ug/Kg	☼	01/11/19 14:15	01/15/19 18:45	1

Surrogate	*%Recovery*	*Qualifier*	*Limits*	*Prepared*	*Analyzed*	*Dil Fac*
Nitrobenzene-d5 (Surr)	*83*		*53 - 120*	*01/11/19 14:15*	*01/15/19 18:45*	*1*
Phenol-d5 (Surr)	*81*		*54 - 120*	*01/11/19 14:15*	*01/15/19 18:45*	*1*
p-Terphenyl-d14 (Surr)	*109*		*65 - 121*	*01/11/19 14:15*	*01/15/19 18:45*	*1*
2,4,6-Tribromophenol (Surr)	*107*		*54 - 120*	*01/11/19 14:15*	*01/15/19 18:45*	*1*
2-Fluorobiphenyl	*93*		*60 - 120*	*01/11/19 14:15*	*01/15/19 18:45*	*1*
2-Fluorophenol (Surr)	*76*		*52 - 120*	*01/11/19 14:15*	*01/15/19 18:45*	*1*

Method: 8081B - Organochlorine Pesticides (GC)

Analyte	Result	Qualifier	RL	MDL	Unit	D	Prepared	Analyzed	Dil Fac
4,4'-DDD	**3.8**		1.9	0.37	ug/Kg	☼	01/11/19 14:24	01/14/19 14:57	1
4,4'-DDE	**16**		1.9	0.40	ug/Kg	☼	01/11/19 14:24	01/14/19 14:57	1
4,4'-DDT	**4.0**		1.9	0.44	ug/Kg	☼	01/11/19 14:24	01/14/19 14:57	1
Aldrin	ND		1.9	0.47	ug/Kg	☼	01/11/19 14:24	01/14/19 14:57	1
alpha-BHC	ND		1.9	0.34	ug/Kg	☼	01/11/19 14:24	01/14/19 14:57	1
cis-Chlordane	ND		1.9	0.95	ug/Kg	☼	01/11/19 14:24	01/14/19 14:57	1
beta-BHC	ND		1.9	0.34	ug/Kg	☼	01/11/19 14:24	01/14/19 14:57	1
delta-BHC	ND		1.9	0.35	ug/Kg	☼	01/11/19 14:24	01/14/19 14:57	1
Dieldrin	ND		1.9	0.46	ug/Kg	☼	01/11/19 14:24	01/14/19 14:57	1
Endosulfan I	ND		1.9	0.37	ug/Kg	☼	01/11/19 14:24	01/14/19 14:57	1
Endosulfan II	ND		1.9	0.34	ug/Kg	☼	01/11/19 14:24	01/14/19 14:57	1
Endosulfan sulfate	ND	*	1.9	0.35	ug/Kg	☼	01/11/19 14:24	01/14/19 14:57	1
Endrin	ND		1.9	0.38	ug/Kg	☼	01/11/19 14:24	01/14/19 14:57	1
Endrin aldehyde	ND		1.9	0.49	ug/Kg	☼	01/11/19 14:24	01/14/19 14:57	1
Endrin ketone	ND		1.9	0.47	ug/Kg	☼	01/11/19 14:24	01/14/19 14:57	1
gamma-BHC (Lindane)	ND		1.9	0.35	ug/Kg	☼	01/11/19 14:24	01/14/19 14:57	1
trans-Chlordane	**1.8**	**J**	1.9	0.60	ug/Kg	☼	01/11/19 14:24	01/14/19 14:57	1

Client Sample ID: LBA-SB2

Date Collected: 01/07/19 13:30
Date Received: 01/10/19 10:30

Lab Sample ID: 480-147726-1
Matrix: Solid
Percent Solids: 87.5

Method: 8081B - Organochlorine Pesticides (GC) (Continued)

Analyte	Result	Qualifier	RL	MDL	Unit	D	Prepared	Analyzed	Dil Fac
Heptachlor	ND		1.9	0.41	ug/Kg	☼	01/11/19 14:24	01/14/19 14:57	1
Heptachlor epoxide	ND		1.9	0.49	ug/Kg	☼	01/11/19 14:24	01/14/19 14:57	1
Methoxychlor	ND		1.9	0.39	ug/Kg	☼	01/11/19 14:24	01/14/19 14:57	1
Toxaphene	ND		19	11	ug/Kg	☼	01/11/19 14:24	01/14/19 14:57	1

Surrogate	*%Recovery*	*Qualifier*	*Limits*	*Prepared*	*Analyzed*	*Dil Fac*
DCB Decachlorobiphenyl	*89*		*45 - 120*	*01/11/19 14:24*	*01/14/19 14:57*	*1*
DCB Decachlorobiphenyl	*137*	*X*	*45 - 120*	*01/11/19 14:24*	*01/14/19 14:57*	*1*
Tetrachloro-m-xylene	*72*		*30 - 124*	*01/11/19 14:24*	*01/14/19 14:57*	*1*
Tetrachloro-m-xylene	*54*		*30 - 124*	*01/11/19 14:24*	*01/14/19 14:57*	*1*

Method: 8082A - Polychlorinated Biphenyls (PCBs) by Gas Chromatography

Analyte	Result	Qualifier	RL	MDL	Unit	D	Prepared	Analyzed	Dil Fac
PCB-1016	ND		0.27	0.053	mg/Kg	☼	01/14/19 07:37	01/17/19 15:17	1
PCB-1221	ND		0.27	0.053	mg/Kg	☼	01/14/19 07:37	01/17/19 15:17	1
PCB-1232	ND		0.27	0.053	mg/Kg	☼	01/14/19 07:37	01/17/19 15:17	1
PCB-1242	ND		0.27	0.053	mg/Kg	☼	01/14/19 07:37	01/17/19 15:17	1
PCB-1248	ND		0.27	0.053	mg/Kg	☼	01/14/19 07:37	01/17/19 15:17	1
PCB-1254	ND		0.27	0.13	mg/Kg	☼	01/14/19 07:37	01/17/19 15:17	1
PCB-1260	ND		0.27	0.13	mg/Kg	☼	01/14/19 07:37	01/17/19 15:17	1

Surrogate	*%Recovery*	*Qualifier*	*Limits*	*Prepared*	*Analyzed*	*Dil Fac*
Tetrachloro-m-xylene	*87*		*60 - 154*	*01/14/19 07:37*	*01/17/19 15:17*	*1*
Tetrachloro-m-xylene	*73*		*60 - 154*	*01/14/19 07:37*	*01/17/19 15:17*	*1*
DCB Decachlorobiphenyl	*69*		*65 - 174*	*01/14/19 07:37*	*01/17/19 15:17*	*1*
DCB Decachlorobiphenyl	*69*		*65 - 174*	*01/14/19 07:37*	*01/17/19 15:17*	*1*

Method: 6010C - Metals (ICP)

Analyte	Result	Qualifier	RL	MDL	Unit	D	Prepared	Analyzed	Dil Fac
Arsenic	**3.0**		2.2	0.45	mg/Kg	☼	01/12/19 10:29	01/14/19 11:56	1
Barium	**31.6**		0.56	0.12	mg/Kg	☼	01/12/19 10:29	01/14/19 11:56	1
Cadmium	**0.20**	**J**	0.22	0.034	mg/Kg	☼	01/12/19 10:29	01/14/19 11:56	1
Chromium	**12.1**		0.56	0.22	mg/Kg	☼	01/12/19 10:29	01/14/19 11:56	1
Lead	**8.9**		1.1	0.27	mg/Kg	☼	01/12/19 10:29	01/14/19 11:56	1
Selenium	ND		4.5	0.45	mg/Kg	☼	01/12/19 10:29	01/14/19 11:56	1
Silver	ND		0.67	0.22	mg/Kg	☼	01/12/19 10:29	01/14/19 11:56	1

Method: 7471B - Mercury (CVAA)

Analyte	Result	Qualifier	RL	MDL	Unit	D	Prepared	Analyzed	Dil Fac
Mercury	**0.029**		0.021	0.0087	mg/Kg	☼	01/15/19 15:00	01/15/19 15:49	1

General Chemistry

Analyte	Result	Qualifier	RL	MDL	Unit	D	Prepared	Analyzed	Dil Fac
Cyanide, Total	ND		1.1	0.52	mg/Kg	☼	01/15/19 10:38	01/15/19 12:28	1

Client Sample Results

Client: LaBella Associates DPC
Project/Site: Webster CSD Willink Middle School

TestAmerica Job ID: 480-147726-1

Client Sample ID: LBA-SB3

Date Collected: 01/07/19 11:15
Date Received: 01/10/19 10:30

Lab Sample ID: 480-147726-2

Matrix: Solid
Percent Solids: 87.9

Method: 8260C - Volatile Organic Compounds by GC/MS

Analyte	Result	Qualifier	RL	MDL	Unit	D	Prepared	Analyzed	Dil Fac
1,1,1-Trichloroethane	ND		4.4	0.32	ug/Kg	☼	01/08/19 21:30	01/16/19 14:02	1
1,1,2,2-Tetrachloroethane	ND		4.4	0.72	ug/Kg	☼	01/08/19 21:30	01/16/19 14:02	1
1,1,2-Trichloroethane	ND		4.4	0.58	ug/Kg	☼	01/08/19 21:30	01/16/19 14:02	1
1,1,2-Trichloro-1,2,2-trifluoroethane	ND		4.4	1.0	ug/Kg	☼	01/08/19 21:30	01/16/19 14:02	1
1,1-Dichloroethane	ND		4.4	0.54	ug/Kg	☼	01/08/19 21:30	01/16/19 14:02	1
1,1-Dichloroethene	ND		4.4	0.54	ug/Kg	☼	01/08/19 21:30	01/16/19 14:02	1
1,2,4-Trichlorobenzene	ND		4.4	0.27	ug/Kg	☼	01/08/19 21:30	01/16/19 14:02	1
1,2-Dibromo-3-Chloropropane	ND		4.4	2.2	ug/Kg	☼	01/08/19 21:30	01/16/19 14:02	1
1,2-Dichlorobenzene	ND		4.4	0.35	ug/Kg	☼	01/08/19 21:30	01/16/19 14:02	1
1,2-Dichloroethane	ND		4.4	0.22	ug/Kg	☼	01/08/19 21:30	01/16/19 14:02	1
1,2-Dichloropropane	ND		4.4	2.2	ug/Kg	☼	01/08/19 21:30	01/16/19 14:02	1
1,3-Dichlorobenzene	ND		4.4	0.23	ug/Kg	☼	01/08/19 21:30	01/16/19 14:02	1
1,4-Dichlorobenzene	ND		4.4	0.62	ug/Kg	☼	01/08/19 21:30	01/16/19 14:02	1
2-Butanone (MEK)	ND		22	1.6	ug/Kg	☼	01/08/19 21:30	01/16/19 14:02	1
2-Hexanone	ND		22	2.2	ug/Kg	☼	01/08/19 21:30	01/16/19 14:02	1
4-Methyl-2-pentanone (MIBK)	ND		22	1.5	ug/Kg	☼	01/08/19 21:30	01/16/19 14:02	1
Acetone	ND		22	3.7	ug/Kg	☼	01/08/19 21:30	01/16/19 14:02	1
Benzene	ND		4.4	0.22	ug/Kg	☼	01/08/19 21:30	01/16/19 14:02	1
Bromodichloromethane	ND		4.4	0.59	ug/Kg	☼	01/08/19 21:30	01/16/19 14:02	1
Bromoform	ND		4.4	2.2	ug/Kg	☼	01/08/19 21:30	01/16/19 14:02	1
Bromomethane	ND		4.4	0.40	ug/Kg	☼	01/08/19 21:30	01/16/19 14:02	1
Carbon disulfide	ND		4.4	2.2	ug/Kg	☼	01/08/19 21:30	01/16/19 14:02	1
Carbon tetrachloride	ND		4.4	0.43	ug/Kg	☼	01/08/19 21:30	01/16/19 14:02	1
Chlorobenzene	ND		4.4	0.59	ug/Kg	☼	01/08/19 21:30	01/16/19 14:02	1
Dibromochloromethane	ND		4.4	0.57	ug/Kg	☼	01/08/19 21:30	01/16/19 14:02	1
Chloroethane	ND		4.4	1.0	ug/Kg	☼	01/08/19 21:30	01/16/19 14:02	1
Chloroform	ND		4.4	0.27	ug/Kg	☼	01/08/19 21:30	01/16/19 14:02	1
Chloromethane	ND		4.4	0.27	ug/Kg	☼	01/08/19 21:30	01/16/19 14:02	1
cis-1,2-Dichloroethene	ND		4.4	0.57	ug/Kg	☼	01/08/19 21:30	01/16/19 14:02	1
cis-1,3-Dichloropropene	ND		4.4	0.64	ug/Kg	☼	01/08/19 21:30	01/16/19 14:02	1
Cyclohexane	ND		4.4	0.62	ug/Kg	☼	01/08/19 21:30	01/16/19 14:02	1
Dichlorodifluoromethane	ND		4.4	0.37	ug/Kg	☼	01/08/19 21:30	01/16/19 14:02	1
Ethylbenzene	ND		4.4	0.31	ug/Kg	☼	01/08/19 21:30	01/16/19 14:02	1
1,2-Dibromoethane	ND		4.4	0.57	ug/Kg	☼	01/08/19 21:30	01/16/19 14:02	1
Isopropylbenzene	ND		4.4	0.67	ug/Kg	☼	01/08/19 21:30	01/16/19 14:02	1
Methyl acetate	ND		22	2.7	ug/Kg	☼	01/08/19 21:30	01/16/19 14:02	1
Methyl tert-butyl ether	ND		4.4	0.44	ug/Kg	☼	01/08/19 21:30	01/16/19 14:02	1
Methylcyclohexane	ND		4.4	0.67	ug/Kg	☼	01/08/19 21:30	01/16/19 14:02	1
Methylene Chloride	**6.1**		4.4	2.0	ug/Kg	☼	01/08/19 21:30	01/16/19 14:02	1
Styrene	ND		4.4	0.22	ug/Kg	☼	01/08/19 21:30	01/16/19 14:02	1
Tetrachloroethene	ND		4.4	0.60	ug/Kg	☼	01/08/19 21:30	01/16/19 14:02	1
Toluene	ND		4.4	0.34	ug/Kg	☼	01/08/19 21:30	01/16/19 14:02	1
trans-1,2-Dichloroethene	ND		4.4	0.46	ug/Kg	☼	01/08/19 21:30	01/16/19 14:02	1
trans-1,3-Dichloropropene	ND		4.4	2.0	ug/Kg	☼	01/08/19 21:30	01/16/19 14:02	1
Trichloroethene	ND		4.4	0.98	ug/Kg	☼	01/08/19 21:30	01/16/19 14:02	1
Trichlorofluoromethane	ND		4.4	0.42	ug/Kg	☼	01/08/19 21:30	01/16/19 14:02	1
Vinyl chloride	ND		4.4	0.54	ug/Kg	☼	01/08/19 21:30	01/16/19 14:02	1
Xylenes, Total	ND		8.9	0.75	ug/Kg	☼	01/08/19 21:30	01/16/19 14:02	1

Client Sample Results

Client: LaBella Associates DPC
Project/Site: Webster CSD Willink Middle School

TestAmerica Job ID: 480-147726-1

Client Sample ID: LBA-SB3

Date Collected: 01/07/19 11:15
Date Received: 01/10/19 10:30

Lab Sample ID: 480-147726-2

Matrix: Solid
Percent Solids: 87.9

Surrogate	*%Recovery*	*Qualifier*	*Limits*	*Prepared*	*Analyzed*	*Dil Fac*
Toluene-d8 (Surr)	*103*		*71 - 125*	*01/08/19 21:30*	*01/16/19 14:02*	*1*
1,2-Dichloroethane-d4 (Surr)	*106*		*64 - 126*	*01/08/19 21:30*	*01/16/19 14:02*	*1*
4-Bromofluorobenzene (Surr)	*92*		*72 - 126*	*01/08/19 21:30*	*01/16/19 14:02*	*1*
Dibromofluoromethane (Surr)	*102*		*60 - 140*	*01/08/19 21:30*	*01/16/19 14:02*	*1*

Method: 8270D - Semivolatile Organic Compounds (GC/MS)

Analyte	Result	Qualifier	RL	MDL	Unit	D	Prepared	Analyzed	Dil Fac
Biphenyl	ND		960	140	ug/Kg	☼	01/11/19 14:15	01/15/19 19:10	5
bis (2-chloroisopropyl) ether	ND		960	190	ug/Kg	☼	01/11/19 14:15	01/15/19 19:10	5
2,4,5-Trichlorophenol	ND		960	260	ug/Kg	☼	01/11/19 14:15	01/15/19 19:10	5
2,4,6-Trichlorophenol	ND		960	190	ug/Kg	☼	01/11/19 14:15	01/15/19 19:10	5
2,4-Dichlorophenol	ND		960	100	ug/Kg	☼	01/11/19 14:15	01/15/19 19:10	5
2,4-Dimethylphenol	ND		960	230	ug/Kg	☼	01/11/19 14:15	01/15/19 19:10	5
2,4-Dinitrophenol	ND		9400	4400	ug/Kg	☼	01/11/19 14:15	01/15/19 19:10	5
2,4-Dinitrotoluene	ND		960	200	ug/Kg	☼	01/11/19 14:15	01/15/19 19:10	5
2,6-Dinitrotoluene	ND		960	110	ug/Kg	☼	01/11/19 14:15	01/15/19 19:10	5
2-Chloronaphthalene	ND		960	160	ug/Kg	☼	01/11/19 14:15	01/15/19 19:10	5
2-Chlorophenol	ND		960	180	ug/Kg	☼	01/11/19 14:15	01/15/19 19:10	5
2-Methylphenol	ND		960	110	ug/Kg	☼	01/11/19 14:15	01/15/19 19:10	5
2-Methylnaphthalene	ND		960	190	ug/Kg	☼	01/11/19 14:15	01/15/19 19:10	5
2-Nitroaniline	ND		1900	140	ug/Kg	☼	01/11/19 14:15	01/15/19 19:10	5
2-Nitrophenol	ND		960	270	ug/Kg	☼	01/11/19 14:15	01/15/19 19:10	5
3,3'-Dichlorobenzidine	ND		1900	1100	ug/Kg	☼	01/11/19 14:15	01/15/19 19:10	5
3-Nitroaniline	ND		1900	270	ug/Kg	☼	01/11/19 14:15	01/15/19 19:10	5
4,6-Dinitro-2-methylphenol	ND		1900	960	ug/Kg	☼	01/11/19 14:15	01/15/19 19:10	5
4-Bromophenyl phenyl ether	ND		960	140	ug/Kg	☼	01/11/19 14:15	01/15/19 19:10	5
4-Chloro-3-methylphenol	ND		960	240	ug/Kg	☼	01/11/19 14:15	01/15/19 19:10	5
4-Chloroaniline	ND		960	240	ug/Kg	☼	01/11/19 14:15	01/15/19 19:10	5
4-Chlorophenyl phenyl ether	ND		960	120	ug/Kg	☼	01/11/19 14:15	01/15/19 19:10	5
4-Methylphenol	ND		1900	110	ug/Kg	☼	01/11/19 14:15	01/15/19 19:10	5
4-Nitroaniline	ND		1900	500	ug/Kg	☼	01/11/19 14:15	01/15/19 19:10	5
4-Nitrophenol	ND		1900	670	ug/Kg	☼	01/11/19 14:15	01/15/19 19:10	5
Acenaphthene	ND		960	140	ug/Kg	☼	01/11/19 14:15	01/15/19 19:10	5
Acenaphthylene	ND		960	120	ug/Kg	☼	01/11/19 14:15	01/15/19 19:10	5
Acetophenone	ND		960	130	ug/Kg	☼	01/11/19 14:15	01/15/19 19:10	5
Anthracene	ND		960	240	ug/Kg	☼	01/11/19 14:15	01/15/19 19:10	5
Atrazine	ND		960	330	ug/Kg	☼	01/11/19 14:15	01/15/19 19:10	5
Benzaldehyde	ND		960	760	ug/Kg	☼	01/11/19 14:15	01/15/19 19:10	5
Benzo[a]anthracene	**420**	**J**	960	96	ug/Kg	☼	01/11/19 14:15	01/15/19 19:10	5
Benzo[a]pyrene	**530**	**J**	960	140	ug/Kg	☼	01/11/19 14:15	01/15/19 19:10	5
Benzo[b]fluoranthene	**790**	**J**	960	150	ug/Kg	☼	01/11/19 14:15	01/15/19 19:10	5
Benzo[g,h,i]perylene	**560**	**J**	960	100	ug/Kg	☼	01/11/19 14:15	01/15/19 19:10	5
Benzo[k]fluoranthene	**360**	**J**	960	120	ug/Kg	☼	01/11/19 14:15	01/15/19 19:10	5
Bis(2-chloroethoxy)methane	ND		960	200	ug/Kg	☼	01/11/19 14:15	01/15/19 19:10	5
Bis(2-chloroethyl)ether	ND		960	120	ug/Kg	☼	01/11/19 14:15	01/15/19 19:10	5
Bis(2-ethylhexyl) phthalate	ND		960	330	ug/Kg	☼	01/11/19 14:15	01/15/19 19:10	5
Butyl benzyl phthalate	ND		960	160	ug/Kg	☼	01/11/19 14:15	01/15/19 19:10	5
Caprolactam	ND		960	290	ug/Kg	☼	01/11/19 14:15	01/15/19 19:10	5
Carbazole	ND		960	110	ug/Kg	☼	01/11/19 14:15	01/15/19 19:10	5
Chrysene	**570**	**J**	960	220	ug/Kg	☼	01/11/19 14:15	01/15/19 19:10	5

Client Sample ID: LBA-SB3

Date Collected: 01/07/19 11:15
Date Received: 01/10/19 10:30

Lab Sample ID: 480-147726-2
Matrix: Solid
Percent Solids: 87.9

Method: 8270D - Semivolatile Organic Compounds (GC/MS) (Continued)

Analyte	Result	Qualifier	RL	MDL	Unit	D	Prepared	Analyzed	Dil Fac
Dibenz(a,h)anthracene	ND		960	170	ug/Kg	☼	01/11/19 14:15	01/15/19 19:10	5
Di-n-butyl phthalate	ND		960	160	ug/Kg	☼	01/11/19 14:15	01/15/19 19:10	5
Di-n-octyl phthalate	ND		960	110	ug/Kg	☼	01/11/19 14:15	01/15/19 19:10	5
Dibenzofuran	ND		960	110	ug/Kg	☼	01/11/19 14:15	01/15/19 19:10	5
Diethyl phthalate	ND		960	120	ug/Kg	☼	01/11/19 14:15	01/15/19 19:10	5
Dimethyl phthalate	ND		960	110	ug/Kg	☼	01/11/19 14:15	01/15/19 19:10	5
Fluoranthene	**1200**		960	100	ug/Kg	☼	01/11/19 14:15	01/15/19 19:10	5
Fluorene	ND		960	110	ug/Kg	☼	01/11/19 14:15	01/15/19 19:10	5
Hexachlorobenzene	ND		960	130	ug/Kg	☼	01/11/19 14:15	01/15/19 19:10	5
Hexachlorobutadiene	ND		960	140	ug/Kg	☼	01/11/19 14:15	01/15/19 19:10	5
Hexachlorocyclopentadiene	ND		960	130	ug/Kg	☼	01/11/19 14:15	01/15/19 19:10	5
Hexachloroethane	ND		960	120	ug/Kg	☼	01/11/19 14:15	01/15/19 19:10	5
Indeno[1,2,3-cd]pyrene	**490**	**J**	960	120	ug/Kg	☼	01/11/19 14:15	01/15/19 19:10	5
Isophorone	ND		960	200	ug/Kg	☼	01/11/19 14:15	01/15/19 19:10	5
N-Nitrosodi-n-propylamine	ND		960	160	ug/Kg	☼	01/11/19 14:15	01/15/19 19:10	5
N-Nitrosodiphenylamine	ND		960	780	ug/Kg	☼	01/11/19 14:15	01/15/19 19:10	5
Naphthalene	ND		960	120	ug/Kg	☼	01/11/19 14:15	01/15/19 19:10	5
Nitrobenzene	ND		960	110	ug/Kg	☼	01/11/19 14:15	01/15/19 19:10	5
Pentachlorophenol	ND		1900	960	ug/Kg	☼	01/11/19 14:15	01/15/19 19:10	5
Phenanthrene	**520**	**J**	960	140	ug/Kg	☼	01/11/19 14:15	01/15/19 19:10	5
Phenol	ND		960	150	ug/Kg	☼	01/11/19 14:15	01/15/19 19:10	5
Pyrene	**930**	**J**	960	110	ug/Kg	☼	01/11/19 14:15	01/15/19 19:10	5

Surrogate	*%Recovery*	*Qualifier*	*Limits*	*Prepared*	*Analyzed*	*Dil Fac*
Nitrobenzene-d5 (Surr)	*69*		*53 - 120*	*01/11/19 14:15*	*01/15/19 19:10*	*5*
Phenol-d5 (Surr)	*66*		*54 - 120*	*01/11/19 14:15*	*01/15/19 19:10*	*5*
p-Terphenyl-d14 (Surr)	*91*		*65 - 121*	*01/11/19 14:15*	*01/15/19 19:10*	*5*
2,4,6-Tribromophenol (Surr)	*88*		*54 - 120*	*01/11/19 14:15*	*01/15/19 19:10*	*5*
2-Fluorobiphenyl	*80*		*60 - 120*	*01/11/19 14:15*	*01/15/19 19:10*	*5*
2-Fluorophenol (Surr)	*69*		*52 - 120*	*01/11/19 14:15*	*01/15/19 19:10*	*5*

Method: 8081B - Organochlorine Pesticides (GC)

Analyte	Result	Qualifier	RL	MDL	Unit	D	Prepared	Analyzed	Dil Fac
4,4'-DDD	**2.3**	**J**	3.8	0.74	ug/Kg	☼	01/11/19 14:24	01/14/19 14:37	2
4,4'-DDE	**13**		3.8	0.80	ug/Kg	☼	01/11/19 14:24	01/14/19 14:37	2
4,4'-DDT	**3.9**		3.8	0.89	ug/Kg	☼	01/11/19 14:24	01/14/19 14:37	2
Aldrin	ND	F2	3.8	0.93	ug/Kg	☼	01/11/19 14:24	01/14/19 14:37	2
alpha-BHC	ND	F2	3.8	0.68	ug/Kg	☼	01/11/19 14:24	01/14/19 14:37	2
cis-Chlordane	ND		3.8	1.9	ug/Kg	☼	01/11/19 14:24	01/14/19 14:37	2
beta-BHC	ND	F2	3.8	0.68	ug/Kg	☼	01/11/19 14:24	01/14/19 14:37	2
delta-BHC	ND		3.8	0.70	ug/Kg	☼	01/11/19 14:24	01/14/19 14:37	2
Dieldrin	ND		3.8	0.91	ug/Kg	☼	01/11/19 14:24	01/14/19 14:37	2
Endosulfan I	ND		3.8	0.73	ug/Kg	☼	01/11/19 14:24	01/14/19 14:37	2
Endosulfan II	ND		3.8	0.68	ug/Kg	☼	01/11/19 14:24	01/14/19 14:37	2
Endosulfan sulfate	ND	*	3.8	0.71	ug/Kg	☼	01/11/19 14:24	01/14/19 14:37	2
Endrin	ND		3.8	0.75	ug/Kg	☼	01/11/19 14:24	01/14/19 14:37	2
Endrin aldehyde	ND		3.8	0.97	ug/Kg	☼	01/11/19 14:24	01/14/19 14:37	2
Endrin ketone	ND		3.8	0.93	ug/Kg	☼	01/11/19 14:24	01/14/19 14:37	2
gamma-BHC (Lindane)	ND	F2	3.8	0.70	ug/Kg	☼	01/11/19 14:24	01/14/19 14:37	2
trans-Chlordane	ND	F2	3.8	1.2	ug/Kg	☼	01/11/19 14:24	01/14/19 14:37	2

Client Sample ID: LBA-SB3

Lab Sample ID: 480-147726-2

Date Collected: 01/07/19 11:15
Date Received: 01/10/19 10:30

Matrix: Solid
Percent Solids: 87.9

Method: 8081B - Organochlorine Pesticides (GC) (Continued)

Analyte	Result	Qualifier	RL	MDL	Unit	D	Prepared	Analyzed	Dil Fac
Heptachlor	ND		3.8	0.82	ug/Kg	☼	01/11/19 14:24	01/14/19 14:37	2
Heptachlor epoxide	ND	F2	3.8	0.98	ug/Kg	☼	01/11/19 14:24	01/14/19 14:37	2
Methoxychlor	ND	F2 F1	3.8	0.77	ug/Kg	☼	01/11/19 14:24	01/14/19 14:37	2
Toxaphene	ND		38	22	ug/Kg	☼	01/11/19 14:24	01/14/19 14:37	2

Surrogate	*%Recovery*	*Qualifier*	*Limits*	*Prepared*	*Analyzed*	*Dil Fac*
DCB Decachlorobiphenyl	*93*		*45 - 120*	*01/11/19 14:24*	*01/14/19 14:37*	*2*
DCB Decachlorobiphenyl	*280*	*X*	*45 - 120*	*01/11/19 14:24*	*01/14/19 14:37*	*2*
Tetrachloro-m-xylene	*77*		*30 - 124*	*01/11/19 14:24*	*01/14/19 14:37*	*2*
Tetrachloro-m-xylene	*61*		*30 - 124*	*01/11/19 14:24*	*01/14/19 14:37*	*2*

Method: 8082A - Polychlorinated Biphenyls (PCBs) by Gas Chromatography

Analyte	Result	Qualifier	RL	MDL	Unit	D	Prepared	Analyzed	Dil Fac
PCB-1016	ND		0.21	0.042	mg/Kg	☼	01/14/19 07:37	01/17/19 16:04	1
PCB-1221	ND		0.21	0.042	mg/Kg	☼	01/14/19 07:37	01/17/19 16:04	1
PCB-1232	ND		0.21	0.042	mg/Kg	☼	01/14/19 07:37	01/17/19 16:04	1
PCB-1242	ND		0.21	0.042	mg/Kg	☼	01/14/19 07:37	01/17/19 16:04	1
PCB-1248	ND		0.21	0.042	mg/Kg	☼	01/14/19 07:37	01/17/19 16:04	1
PCB-1254	ND		0.21	0.099	mg/Kg	☼	01/14/19 07:37	01/17/19 16:04	1
PCB-1260	ND		0.21	0.099	mg/Kg	☼	01/14/19 07:37	01/17/19 16:04	1

Surrogate	*%Recovery*	*Qualifier*	*Limits*	*Prepared*	*Analyzed*	*Dil Fac*
Tetrachloro-m-xylene	*84*		*60 - 154*	*01/14/19 07:37*	*01/17/19 16:04*	*1*
Tetrachloro-m-xylene	*62*		*60 - 154*	*01/14/19 07:37*	*01/17/19 16:04*	*1*
DCB Decachlorobiphenyl	*69*		*65 - 174*	*01/14/19 07:37*	*01/17/19 16:04*	*1*
DCB Decachlorobiphenyl	*64*	*X*	*65 - 174*	*01/14/19 07:37*	*01/17/19 16:04*	*1*

Method: 6010C - Metals (ICP)

Analyte	Result	Qualifier	RL	MDL	Unit	D	Prepared	Analyzed	Dil Fac
Arsenic	**2.7**		2.3	0.46	mg/Kg	☼	01/12/19 10:29	01/14/19 12:00	1
Barium	**24.0**		0.57	0.13	mg/Kg	☼	01/12/19 10:29	01/14/19 12:00	1
Cadmium	**0.15**	**J**	0.23	0.034	mg/Kg	☼	01/12/19 10:29	01/14/19 12:00	1
Chromium	**9.1**		0.57	0.23	mg/Kg	☼	01/12/19 10:29	01/14/19 12:00	1
Lead	**9.8**		1.1	0.27	mg/Kg	☼	01/12/19 10:29	01/14/19 12:00	1
Selenium	ND		4.6	0.46	mg/Kg	☼	01/12/19 10:29	01/14/19 12:00	1
Silver	ND		0.69	0.23	mg/Kg	☼	01/12/19 10:29	01/14/19 12:00	1

Method: 7471B - Mercury (CVAA)

Analyte	Result	Qualifier	RL	MDL	Unit	D	Prepared	Analyzed	Dil Fac
Mercury	**0.029**		0.022	0.0089	mg/Kg	☼	01/15/19 15:00	01/15/19 15:50	1

General Chemistry

Analyte	Result	Qualifier	RL	MDL	Unit	D	Prepared	Analyzed	Dil Fac
Cyanide, Total	ND		1.0	0.50	mg/Kg	☼	01/15/19 10:38	01/15/19 12:44	1

Client Sample Results

Client: LaBella Associates DPC
Project/Site: Webster CSD Willink Middle School

TestAmerica Job ID: 480-147726-1

Client Sample ID: LBA-SB4

Date Collected: 01/07/19 13:00
Date Received: 01/10/19 10:30

Lab Sample ID: 480-147726-3

Matrix: Solid
Percent Solids: 91.4

Method: 8260C - Volatile Organic Compounds by GC/MS

Analyte	Result	Qualifier	RL	MDL	Unit	D	Prepared	Analyzed	Dil Fac
1,1,1-Trichloroethane	ND		4.3	0.31	ug/Kg	☼	01/08/19 21:30	01/16/19 14:28	1
1,1,2,2-Tetrachloroethane	ND		4.3	0.70	ug/Kg	☼	01/08/19 21:30	01/16/19 14:28	1
1,1,2-Trichloroethane	ND		4.3	0.56	ug/Kg	☼	01/08/19 21:30	01/16/19 14:28	1
1,1,2-Trichloro-1,2,2-trifluoroethane	ND		4.3	0.98	ug/Kg	☼	01/08/19 21:30	01/16/19 14:28	1
1,1-Dichloroethane	ND		4.3	0.52	ug/Kg	☼	01/08/19 21:30	01/16/19 14:28	1
1,1-Dichloroethene	ND		4.3	0.52	ug/Kg	☼	01/08/19 21:30	01/16/19 14:28	1
1,2,4-Trichlorobenzene	ND		4.3	0.26	ug/Kg	☼	01/08/19 21:30	01/16/19 14:28	1
1,2-Dibromo-3-Chloropropane	ND		4.3	2.1	ug/Kg	☼	01/08/19 21:30	01/16/19 14:28	1
1,2-Dichlorobenzene	ND		4.3	0.34	ug/Kg	☼	01/08/19 21:30	01/16/19 14:28	1
1,2-Dichloroethane	ND		4.3	0.22	ug/Kg	☼	01/08/19 21:30	01/16/19 14:28	1
1,2-Dichloropropane	ND		4.3	2.1	ug/Kg	☼	01/08/19 21:30	01/16/19 14:28	1
1,3-Dichlorobenzene	ND		4.3	0.22	ug/Kg	☼	01/08/19 21:30	01/16/19 14:28	1
1,4-Dichlorobenzene	ND		4.3	0.60	ug/Kg	☼	01/08/19 21:30	01/16/19 14:28	1
2-Butanone (MEK)	ND		21	1.6	ug/Kg	☼	01/08/19 21:30	01/16/19 14:28	1
2-Hexanone	ND		21	2.1	ug/Kg	☼	01/08/19 21:30	01/16/19 14:28	1
4-Methyl-2-pentanone (MIBK)	ND		21	1.4	ug/Kg	☼	01/08/19 21:30	01/16/19 14:28	1
Acetone	**9.8**	**J**	21	3.6	ug/Kg	☼	01/08/19 21:30	01/16/19 14:28	1
Benzene	ND		4.3	0.21	ug/Kg	☼	01/08/19 21:30	01/16/19 14:28	1
Bromodichloromethane	ND		4.3	0.57	ug/Kg	☼	01/08/19 21:30	01/16/19 14:28	1
Bromoform	ND		4.3	2.1	ug/Kg	☼	01/08/19 21:30	01/16/19 14:28	1
Bromomethane	ND		4.3	0.39	ug/Kg	☼	01/08/19 21:30	01/16/19 14:28	1
Carbon disulfide	ND		4.3	2.1	ug/Kg	☼	01/08/19 21:30	01/16/19 14:28	1
Carbon tetrachloride	ND		4.3	0.42	ug/Kg	☼	01/08/19 21:30	01/16/19 14:28	1
Chlorobenzene	ND		4.3	0.57	ug/Kg	☼	01/08/19 21:30	01/16/19 14:28	1
Dibromochloromethane	ND		4.3	0.55	ug/Kg	☼	01/08/19 21:30	01/16/19 14:28	1
Chloroethane	ND		4.3	0.97	ug/Kg	☼	01/08/19 21:30	01/16/19 14:28	1
Chloroform	ND		4.3	0.26	ug/Kg	☼	01/08/19 21:30	01/16/19 14:28	1
Chloromethane	ND		4.3	0.26	ug/Kg	☼	01/08/19 21:30	01/16/19 14:28	1
cis-1,2-Dichloroethene	ND		4.3	0.55	ug/Kg	☼	01/08/19 21:30	01/16/19 14:28	1
cis-1,3-Dichloropropene	ND		4.3	0.62	ug/Kg	☼	01/08/19 21:30	01/16/19 14:28	1
Cyclohexane	ND		4.3	0.60	ug/Kg	☼	01/08/19 21:30	01/16/19 14:28	1
Dichlorodifluoromethane	ND		4.3	0.35	ug/Kg	☼	01/08/19 21:30	01/16/19 14:28	1
Ethylbenzene	ND		4.3	0.30	ug/Kg	☼	01/08/19 21:30	01/16/19 14:28	1
1,2-Dibromoethane	ND		4.3	0.55	ug/Kg	☼	01/08/19 21:30	01/16/19 14:28	1
Isopropylbenzene	ND		4.3	0.65	ug/Kg	☼	01/08/19 21:30	01/16/19 14:28	1
Methyl acetate	ND		21	2.6	ug/Kg	☼	01/08/19 21:30	01/16/19 14:28	1
Methyl tert-butyl ether	ND		4.3	0.42	ug/Kg	☼	01/08/19 21:30	01/16/19 14:28	1
Methylcyclohexane	ND		4.3	0.65	ug/Kg	☼	01/08/19 21:30	01/16/19 14:28	1
Methylene Chloride	**4.7**		4.3	2.0	ug/Kg	☼	01/08/19 21:30	01/16/19 14:28	1
Styrene	ND		4.3	0.21	ug/Kg	☼	01/08/19 21:30	01/16/19 14:28	1
Tetrachloroethene	ND		4.3	0.58	ug/Kg	☼	01/08/19 21:30	01/16/19 14:28	1
Toluene	ND		4.3	0.32	ug/Kg	☼	01/08/19 21:30	01/16/19 14:28	1
trans-1,2-Dichloroethene	ND		4.3	0.44	ug/Kg	☼	01/08/19 21:30	01/16/19 14:28	1
trans-1,3-Dichloropropene	ND		4.3	1.9	ug/Kg	☼	01/08/19 21:30	01/16/19 14:28	1
Trichloroethene	ND		4.3	0.94	ug/Kg	☼	01/08/19 21:30	01/16/19 14:28	1
Trichlorofluoromethane	ND		4.3	0.41	ug/Kg	☼	01/08/19 21:30	01/16/19 14:28	1
Vinyl chloride	ND		4.3	0.52	ug/Kg	☼	01/08/19 21:30	01/16/19 14:28	1
Xylenes, Total	ND		8.6	0.72	ug/Kg	☼	01/08/19 21:30	01/16/19 14:28	1

Client Sample Results

Client: LaBella Associates DPC
Project/Site: Webster CSD Willink Middle School

TestAmerica Job ID: 480-147726-1

Client Sample ID: LBA-SB4

Date Collected: 01/07/19 13:00
Date Received: 01/10/19 10:30

Lab Sample ID: 480-147726-3

Matrix: Solid
Percent Solids: 91.4

Surrogate	*%Recovery*	*Qualifier*	*Limits*	*Prepared*	*Analyzed*	*Dil Fac*
Toluene-d8 (Surr)	*100*		*71 - 125*	*01/08/19 21:30*	*01/16/19 14:28*	*1*
1,2-Dichloroethane-d4 (Surr)	*105*		*64 - 126*	*01/08/19 21:30*	*01/16/19 14:28*	*1*
4-Bromofluorobenzene (Surr)	*97*		*72 - 126*	*01/08/19 21:30*	*01/16/19 14:28*	*1*
Dibromofluoromethane (Surr)	*101*		*60 - 140*	*01/08/19 21:30*	*01/16/19 14:28*	*1*

Method: 8270D - Semivolatile Organic Compounds (GC/MS)

Analyte	Result	Qualifier	RL	MDL	Unit	D	Prepared	Analyzed	Dil Fac
Biphenyl	ND		180	27	ug/Kg	☼	01/11/19 14:15	01/15/19 19:34	1
bis (2-chloroisopropyl) ether	ND		180	37	ug/Kg	☼	01/11/19 14:15	01/15/19 19:34	1
2,4,5-Trichlorophenol	ND		180	50	ug/Kg	☼	01/11/19 14:15	01/15/19 19:34	1
2,4,6-Trichlorophenol	ND		180	37	ug/Kg	☼	01/11/19 14:15	01/15/19 19:34	1
2,4-Dichlorophenol	ND		180	20	ug/Kg	☼	01/11/19 14:15	01/15/19 19:34	1
2,4-Dimethylphenol	ND		180	45	ug/Kg	☼	01/11/19 14:15	01/15/19 19:34	1
2,4-Dinitrophenol	ND		1800	850	ug/Kg	☼	01/11/19 14:15	01/15/19 19:34	1
2,4-Dinitrotoluene	ND		180	38	ug/Kg	☼	01/11/19 14:15	01/15/19 19:34	1
2,6-Dinitrotoluene	ND		180	22	ug/Kg	☼	01/11/19 14:15	01/15/19 19:34	1
2-Chloronaphthalene	ND		180	30	ug/Kg	☼	01/11/19 14:15	01/15/19 19:34	1
2-Chlorophenol	ND		180	34	ug/Kg	☼	01/11/19 14:15	01/15/19 19:34	1
2-Methylphenol	ND		180	22	ug/Kg	☼	01/11/19 14:15	01/15/19 19:34	1
2-Methylnaphthalene	ND		180	37	ug/Kg	☼	01/11/19 14:15	01/15/19 19:34	1
2-Nitroaniline	ND		360	27	ug/Kg	☼	01/11/19 14:15	01/15/19 19:34	1
2-Nitrophenol	ND		180	52	ug/Kg	☼	01/11/19 14:15	01/15/19 19:34	1
3,3'-Dichlorobenzidine	ND		360	220	ug/Kg	☼	01/11/19 14:15	01/15/19 19:34	1
3-Nitroaniline	ND		360	51	ug/Kg	☼	01/11/19 14:15	01/15/19 19:34	1
4,6-Dinitro-2-methylphenol	ND		360	180	ug/Kg	☼	01/11/19 14:15	01/15/19 19:34	1
4-Bromophenyl phenyl ether	ND		180	26	ug/Kg	☼	01/11/19 14:15	01/15/19 19:34	1
4-Chloro-3-methylphenol	ND		180	46	ug/Kg	☼	01/11/19 14:15	01/15/19 19:34	1
4-Chloroaniline	ND		180	46	ug/Kg	☼	01/11/19 14:15	01/15/19 19:34	1
4-Chlorophenyl phenyl ether	ND		180	23	ug/Kg	☼	01/11/19 14:15	01/15/19 19:34	1
4-Methylphenol	ND		360	22	ug/Kg	☼	01/11/19 14:15	01/15/19 19:34	1
4-Nitroaniline	ND		360	97	ug/Kg	☼	01/11/19 14:15	01/15/19 19:34	1
4-Nitrophenol	ND		360	130	ug/Kg	☼	01/11/19 14:15	01/15/19 19:34	1
Acenaphthene	ND		180	27	ug/Kg	☼	01/11/19 14:15	01/15/19 19:34	1
Acenaphthylene	ND		180	24	ug/Kg	☼	01/11/19 14:15	01/15/19 19:34	1
Acetophenone	ND		180	25	ug/Kg	☼	01/11/19 14:15	01/15/19 19:34	1
Anthracene	ND		180	46	ug/Kg	☼	01/11/19 14:15	01/15/19 19:34	1
Atrazine	ND		180	64	ug/Kg	☼	01/11/19 14:15	01/15/19 19:34	1
Benzaldehyde	ND		180	150	ug/Kg	☼	01/11/19 14:15	01/15/19 19:34	1
Benzo[a]anthracene	ND		180	18	ug/Kg	☼	01/11/19 14:15	01/15/19 19:34	1
Benzo[a]pyrene	ND		180	27	ug/Kg	☼	01/11/19 14:15	01/15/19 19:34	1
Benzo[b]fluoranthene	ND		180	29	ug/Kg	☼	01/11/19 14:15	01/15/19 19:34	1
Benzo[g,h,i]perylene	ND		180	20	ug/Kg	☼	01/11/19 14:15	01/15/19 19:34	1
Benzo[k]fluoranthene	ND		180	24	ug/Kg	☼	01/11/19 14:15	01/15/19 19:34	1
Bis(2-chloroethoxy)methane	ND		180	39	ug/Kg	☼	01/11/19 14:15	01/15/19 19:34	1
Bis(2-chloroethyl)ether	ND		180	24	ug/Kg	☼	01/11/19 14:15	01/15/19 19:34	1
Bis(2-ethylhexyl) phthalate	ND		180	63	ug/Kg	☼	01/11/19 14:15	01/15/19 19:34	1
Butyl benzyl phthalate	ND		180	30	ug/Kg	☼	01/11/19 14:15	01/15/19 19:34	1
Caprolactam	ND		180	55	ug/Kg	☼	01/11/19 14:15	01/15/19 19:34	1
Carbazole	ND		180	22	ug/Kg	☼	01/11/19 14:15	01/15/19 19:34	1
Chrysene	ND		180	41	ug/Kg	☼	01/11/19 14:15	01/15/19 19:34	1

Client Sample ID: LBA-SB4

Date Collected: 01/07/19 13:00
Date Received: 01/10/19 10:30

Lab Sample ID: 480-147726-3
Matrix: Solid
Percent Solids: 91.4

Method: 8270D - Semivolatile Organic Compounds (GC/MS) (Continued)

Analyte	Result	Qualifier	RL	MDL	Unit	D	Prepared	Analyzed	Dil Fac
Dibenz(a,h)anthracene	ND		180	33	ug/Kg	☼	01/11/19 14:15	01/15/19 19:34	1
Di-n-butyl phthalate	ND		180	31	ug/Kg	☼	01/11/19 14:15	01/15/19 19:34	1
Di-n-octyl phthalate	ND		180	22	ug/Kg	☼	01/11/19 14:15	01/15/19 19:34	1
Dibenzofuran	ND		180	22	ug/Kg	☼	01/11/19 14:15	01/15/19 19:34	1
Diethyl phthalate	ND		180	24	ug/Kg	☼	01/11/19 14:15	01/15/19 19:34	1
Dimethyl phthalate	ND		180	22	ug/Kg	☼	01/11/19 14:15	01/15/19 19:34	1
Fluoranthene	ND		180	20	ug/Kg	☼	01/11/19 14:15	01/15/19 19:34	1
Fluorene	ND		180	22	ug/Kg	☼	01/11/19 14:15	01/15/19 19:34	1
Hexachlorobenzene	ND		180	25	ug/Kg	☼	01/11/19 14:15	01/15/19 19:34	1
Hexachlorobutadiene	ND		180	27	ug/Kg	☼	01/11/19 14:15	01/15/19 19:34	1
Hexachlorocyclopentadiene	ND		180	25	ug/Kg	☼	01/11/19 14:15	01/15/19 19:34	1
Hexachloroethane	ND		180	24	ug/Kg	☼	01/11/19 14:15	01/15/19 19:34	1
Indeno[1,2,3-cd]pyrene	ND		180	23	ug/Kg	☼	01/11/19 14:15	01/15/19 19:34	1
Isophorone	ND		180	39	ug/Kg	☼	01/11/19 14:15	01/15/19 19:34	1
N-Nitrosodi-n-propylamine	ND		180	31	ug/Kg	☼	01/11/19 14:15	01/15/19 19:34	1
N-Nitrosodiphenylamine	ND		180	150	ug/Kg	☼	01/11/19 14:15	01/15/19 19:34	1
Naphthalene	ND		180	24	ug/Kg	☼	01/11/19 14:15	01/15/19 19:34	1
Nitrobenzene	ND		180	21	ug/Kg	☼	01/11/19 14:15	01/15/19 19:34	1
Pentachlorophenol	ND		360	180	ug/Kg	☼	01/11/19 14:15	01/15/19 19:34	1
Phenanthrene	ND		180	27	ug/Kg	☼	01/11/19 14:15	01/15/19 19:34	1
Phenol	ND		180	28	ug/Kg	☼	01/11/19 14:15	01/15/19 19:34	1
Pyrene	ND		180	22	ug/Kg	☼	01/11/19 14:15	01/15/19 19:34	1

Surrogate	*%Recovery*	*Qualifier*	*Limits*	*Prepared*	*Analyzed*	*Dil Fac*
Nitrobenzene-d5 (Surr)	*83*		*53 - 120*	*01/11/19 14:15*	*01/15/19 19:34*	*1*
Phenol-d5 (Surr)	*79*		*54 - 120*	*01/11/19 14:15*	*01/15/19 19:34*	*1*
p-Terphenyl-d14 (Surr)	*112*		*65 - 121*	*01/11/19 14:15*	*01/15/19 19:34*	*1*
2,4,6-Tribromophenol (Surr)	*104*		*54 - 120*	*01/11/19 14:15*	*01/15/19 19:34*	*1*
2-Fluorobiphenyl	*91*		*60 - 120*	*01/11/19 14:15*	*01/15/19 19:34*	*1*
2-Fluorophenol (Surr)	*76*		*52 - 120*	*01/11/19 14:15*	*01/15/19 19:34*	*1*

Method: 8081B - Organochlorine Pesticides (GC)

Analyte	Result	Qualifier	RL	MDL	Unit	D	Prepared	Analyzed	Dil Fac
4,4'-DDD	ND		1.8	0.35	ug/Kg	☼	01/11/19 14:24	01/14/19 15:16	1
4,4'-DDE	ND		1.8	0.38	ug/Kg	☼	01/11/19 14:24	01/14/19 15:16	1
4,4'-DDT	ND		1.8	0.42	ug/Kg	☼	01/11/19 14:24	01/14/19 15:16	1
Aldrin	ND		1.8	0.44	ug/Kg	☼	01/11/19 14:24	01/14/19 15:16	1
alpha-BHC	ND		1.8	0.32	ug/Kg	☼	01/11/19 14:24	01/14/19 15:16	1
cis-Chlordane	ND		1.8	0.90	ug/Kg	☼	01/11/19 14:24	01/14/19 15:16	1
beta-BHC	ND		1.8	0.32	ug/Kg	☼	01/11/19 14:24	01/14/19 15:16	1
delta-BHC	ND		1.8	0.33	ug/Kg	☼	01/11/19 14:24	01/14/19 15:16	1
Dieldrin	ND		1.8	0.43	ug/Kg	☼	01/11/19 14:24	01/14/19 15:16	1
Endosulfan I	ND		1.8	0.35	ug/Kg	☼	01/11/19 14:24	01/14/19 15:16	1
Endosulfan II	ND		1.8	0.32	ug/Kg	☼	01/11/19 14:24	01/14/19 15:16	1
Endosulfan sulfate	ND	*	1.8	0.34	ug/Kg	☼	01/11/19 14:24	01/14/19 15:16	1
Endrin	ND		1.8	0.36	ug/Kg	☼	01/11/19 14:24	01/14/19 15:16	1
Endrin aldehyde	ND		1.8	0.46	ug/Kg	☼	01/11/19 14:24	01/14/19 15:16	1
Endrin ketone	ND		1.8	0.44	ug/Kg	☼	01/11/19 14:24	01/14/19 15:16	1
gamma-BHC (Lindane)	ND		1.8	0.33	ug/Kg	☼	01/11/19 14:24	01/14/19 15:16	1
trans-Chlordane	ND		1.8	0.57	ug/Kg	☼	01/11/19 14:24	01/14/19 15:16	1

Client Sample ID: LBA-SB4

Date Collected: 01/07/19 13:00
Date Received: 01/10/19 10:30

Lab Sample ID: 480-147726-3
Matrix: Solid
Percent Solids: 91.4

Method: 8081B - Organochlorine Pesticides (GC) (Continued)

Analyte	Result	Qualifier	RL	MDL	Unit	D	Prepared	Analyzed	Dil Fac
Heptachlor	ND		1.8	0.39	ug/Kg	☼	01/11/19 14:24	01/14/19 15:16	1
Heptachlor epoxide	ND		1.8	0.46	ug/Kg	☼	01/11/19 14:24	01/14/19 15:16	1
Methoxychlor	ND		1.8	0.37	ug/Kg	☼	01/11/19 14:24	01/14/19 15:16	1
Toxaphene	ND		18	10	ug/Kg	☼	01/11/19 14:24	01/14/19 15:16	1

Surrogate	*%Recovery*	*Qualifier*	*Limits*	*Prepared*	*Analyzed*	*Dil Fac*
DCB Decachlorobiphenyl	*84*		*45 - 120*	*01/11/19 14:24*	*01/14/19 15:16*	*1*
DCB Decachlorobiphenyl	*127*	*X*	*45 - 120*	*01/11/19 14:24*	*01/14/19 15:16*	*1*
Tetrachloro-m-xylene	*80*		*30 - 124*	*01/11/19 14:24*	*01/14/19 15:16*	*1*
Tetrachloro-m-xylene	*68*		*30 - 124*	*01/11/19 14:24*	*01/14/19 15:16*	*1*

Method: 8082A - Polychlorinated Biphenyls (PCBs) by Gas Chromatography

Analyte	Result	Qualifier	RL	MDL	Unit	D	Prepared	Analyzed	Dil Fac
PCB-1016	ND		0.22	0.044	mg/Kg	☼	01/14/19 07:37	01/17/19 16:20	1
PCB-1221	ND		0.22	0.044	mg/Kg	☼	01/14/19 07:37	01/17/19 16:20	1
PCB-1232	ND		0.22	0.044	mg/Kg	☼	01/14/19 07:37	01/17/19 16:20	1
PCB-1242	ND		0.22	0.044	mg/Kg	☼	01/14/19 07:37	01/17/19 16:20	1
PCB-1248	ND		0.22	0.044	mg/Kg	☼	01/14/19 07:37	01/17/19 16:20	1
PCB-1254	ND		0.22	0.10	mg/Kg	☼	01/14/19 07:37	01/17/19 16:20	1
PCB-1260	ND		0.22	0.10	mg/Kg	☼	01/14/19 07:37	01/17/19 16:20	1

Surrogate	*%Recovery*	*Qualifier*	*Limits*	*Prepared*	*Analyzed*	*Dil Fac*
Tetrachloro-m-xylene	*92*		*60 - 154*	*01/14/19 07:37*	*01/17/19 16:20*	*1*
Tetrachloro-m-xylene	*72*		*60 - 154*	*01/14/19 07:37*	*01/17/19 16:20*	*1*
DCB Decachlorobiphenyl	*79*		*65 - 174*	*01/14/19 07:37*	*01/17/19 16:20*	*1*
DCB Decachlorobiphenyl	*77*		*65 - 174*	*01/14/19 07:37*	*01/17/19 16:20*	*1*

Method: 6010C - Metals (ICP)

Analyte	Result	Qualifier	RL	MDL	Unit	D	Prepared	Analyzed	Dil Fac
Arsenic	**2.1**	**J**	2.2	0.44	mg/Kg	☼	01/12/19 10:29	01/14/19 12:04	1
Barium	**27.1**		0.55	0.12	mg/Kg	☼	01/12/19 10:29	01/14/19 12:04	1
Cadmium	**0.21**	**J**	0.22	0.033	mg/Kg	☼	01/12/19 10:29	01/14/19 12:04	1
Chromium	**12.3**		0.55	0.22	mg/Kg	☼	01/12/19 10:29	01/14/19 12:04	1
Lead	**2.8**		1.1	0.27	mg/Kg	☼	01/12/19 10:29	01/14/19 12:04	1
Selenium	ND		4.4	0.44	mg/Kg	☼	01/12/19 10:29	01/14/19 12:04	1
Silver	ND		0.66	0.22	mg/Kg	☼	01/12/19 10:29	01/14/19 12:04	1

Method: 7471B - Mercury (CVAA)

Analyte	Result	Qualifier	RL	MDL	Unit	D	Prepared	Analyzed	Dil Fac
Mercury	ND		0.023	0.0091	mg/Kg	☼	01/15/19 15:00	01/15/19 15:55	1

General Chemistry

Analyte	Result	Qualifier	RL	MDL	Unit	D	Prepared	Analyzed	Dil Fac
Cyanide, Total	ND		1.1	0.52	mg/Kg	☼	01/15/19 10:38	01/15/19 12:31	1

Client Sample Results

Client: LaBella Associates DPC
Project/Site: Webster CSD Willink Middle School

TestAmerica Job ID: 480-147726-1

Client Sample ID: BLIND DUPLICATE-01

Lab Sample ID: 480-147726-4

Date Collected: 01/07/19 00:00
Matrix: Solid
Date Received: 01/10/19 10:30
Percent Solids: 85.6

Method: 8260C - Volatile Organic Compounds by GC/MS

Analyte	Result	Qualifier	RL	MDL	Unit	D	Prepared	Analyzed	Dil Fac
1,1,1-Trichloroethane	ND		4.6	0.34	ug/Kg	☼	01/08/19 21:30	01/16/19 14:53	1
1,1,2,2-Tetrachloroethane	ND		4.6	0.75	ug/Kg	☼	01/08/19 21:30	01/16/19 14:53	1
1,1,2-Trichloroethane	ND		4.6	0.60	ug/Kg	☼	01/08/19 21:30	01/16/19 14:53	1
1,1,2-Trichloro-1,2,2-trifluoroethane	ND		4.6	1.1	ug/Kg	☼	01/08/19 21:30	01/16/19 14:53	1
1,1-Dichloroethane	ND		4.6	0.57	ug/Kg	☼	01/08/19 21:30	01/16/19 14:53	1
1,1-Dichloroethene	ND		4.6	0.57	ug/Kg	☼	01/08/19 21:30	01/16/19 14:53	1
1,2,4-Trichlorobenzene	ND		4.6	0.28	ug/Kg	☼	01/08/19 21:30	01/16/19 14:53	1
1,2-Dibromo-3-Chloropropane	ND		4.6	2.3	ug/Kg	☼	01/08/19 21:30	01/16/19 14:53	1
1,2-Dichlorobenzene	ND		4.6	0.36	ug/Kg	☼	01/08/19 21:30	01/16/19 14:53	1
1,2-Dichloroethane	ND		4.6	0.23	ug/Kg	☼	01/08/19 21:30	01/16/19 14:53	1
1,2-Dichloropropane	ND		4.6	2.3	ug/Kg	☼	01/08/19 21:30	01/16/19 14:53	1
1,3-Dichlorobenzene	ND		4.6	0.24	ug/Kg	☼	01/08/19 21:30	01/16/19 14:53	1
1,4-Dichlorobenzene	ND		4.6	0.65	ug/Kg	☼	01/08/19 21:30	01/16/19 14:53	1
2-Butanone (MEK)	ND		23	1.7	ug/Kg	☼	01/08/19 21:30	01/16/19 14:53	1
2-Hexanone	ND		23	2.3	ug/Kg	☼	01/08/19 21:30	01/16/19 14:53	1
4-Methyl-2-pentanone (MIBK)	ND		23	1.5	ug/Kg	☼	01/08/19 21:30	01/16/19 14:53	1
Acetone	ND		23	3.9	ug/Kg	☼	01/08/19 21:30	01/16/19 14:53	1
Benzene	ND		4.6	0.23	ug/Kg	☼	01/08/19 21:30	01/16/19 14:53	1
Bromodichloromethane	ND		4.6	0.62	ug/Kg	☼	01/08/19 21:30	01/16/19 14:53	1
Bromoform	ND		4.6	2.3	ug/Kg	☼	01/08/19 21:30	01/16/19 14:53	1
Bromomethane	ND		4.6	0.42	ug/Kg	☼	01/08/19 21:30	01/16/19 14:53	1
Carbon disulfide	ND		4.6	2.3	ug/Kg	☼	01/08/19 21:30	01/16/19 14:53	1
Carbon tetrachloride	ND		4.6	0.45	ug/Kg	☼	01/08/19 21:30	01/16/19 14:53	1
Chlorobenzene	ND		4.6	0.61	ug/Kg	☼	01/08/19 21:30	01/16/19 14:53	1
Dibromochloromethane	ND		4.6	0.59	ug/Kg	☼	01/08/19 21:30	01/16/19 14:53	1
Chloroethane	ND		4.6	1.0	ug/Kg	☼	01/08/19 21:30	01/16/19 14:53	1
Chloroform	ND		4.6	0.29	ug/Kg	☼	01/08/19 21:30	01/16/19 14:53	1
Chloromethane	ND		4.6	0.28	ug/Kg	☼	01/08/19 21:30	01/16/19 14:53	1
cis-1,2-Dichloroethene	ND		4.6	0.59	ug/Kg	☼	01/08/19 21:30	01/16/19 14:53	1
cis-1,3-Dichloropropene	ND		4.6	0.67	ug/Kg	☼	01/08/19 21:30	01/16/19 14:53	1
Cyclohexane	ND		4.6	0.65	ug/Kg	☼	01/08/19 21:30	01/16/19 14:53	1
Dichlorodifluoromethane	ND		4.6	0.38	ug/Kg	☼	01/08/19 21:30	01/16/19 14:53	1
Ethylbenzene	ND		4.6	0.32	ug/Kg	☼	01/08/19 21:30	01/16/19 14:53	1
1,2-Dibromoethane	ND		4.6	0.60	ug/Kg	☼	01/08/19 21:30	01/16/19 14:53	1
Isopropylbenzene	ND		4.6	0.70	ug/Kg	☼	01/08/19 21:30	01/16/19 14:53	1
Methyl acetate	ND		23	2.8	ug/Kg	☼	01/08/19 21:30	01/16/19 14:53	1
Methyl tert-butyl ether	ND		4.6	0.46	ug/Kg	☼	01/08/19 21:30	01/16/19 14:53	1
Methylcyclohexane	ND		4.6	0.71	ug/Kg	☼	01/08/19 21:30	01/16/19 14:53	1
Methylene Chloride	**3.1**	**J**	4.6	2.1	ug/Kg	☼	01/08/19 21:30	01/16/19 14:53	1
Styrene	ND		4.6	0.23	ug/Kg	☼	01/08/19 21:30	01/16/19 14:53	1
Tetrachloroethene	ND		4.6	0.62	ug/Kg	☼	01/08/19 21:30	01/16/19 14:53	1
Toluene	ND		4.6	0.35	ug/Kg	☼	01/08/19 21:30	01/16/19 14:53	1
trans-1,2-Dichloroethene	ND		4.6	0.48	ug/Kg	☼	01/08/19 21:30	01/16/19 14:53	1
trans-1,3-Dichloropropene	ND		4.6	2.0	ug/Kg	☼	01/08/19 21:30	01/16/19 14:53	1
Trichloroethene	ND		4.6	1.0	ug/Kg	☼	01/08/19 21:30	01/16/19 14:53	1
Trichlorofluoromethane	ND		4.6	0.44	ug/Kg	☼	01/08/19 21:30	01/16/19 14:53	1
Vinyl chloride	ND		4.6	0.57	ug/Kg	☼	01/08/19 21:30	01/16/19 14:53	1
Xylenes, Total	ND		9.3	0.78	ug/Kg	☼	01/08/19 21:30	01/16/19 14:53	1

Client Sample Results

Client: LaBella Associates DPC
Project/Site: Webster CSD Willink Middle School

TestAmerica Job ID: 480-147726-1

Client Sample ID: BLIND DUPLICATE-01

Lab Sample ID: 480-147726-4

Date Collected: 01/07/19 00:00
Matrix: Solid
Date Received: 01/10/19 10:30
Percent Solids: 85.6

Surrogate	*%Recovery*	*Qualifier*	*Limits*	*Prepared*	*Analyzed*	*Dil Fac*
Toluene-d8 (Surr)	*102*		*71 - 125*	*01/08/19 21:30*	*01/16/19 14:53*	*1*
1,2-Dichloroethane-d4 (Surr)	*107*		*64 - 126*	*01/08/19 21:30*	*01/16/19 14:53*	*1*
4-Bromofluorobenzene (Surr)	*92*		*72 - 126*	*01/08/19 21:30*	*01/16/19 14:53*	*1*
Dibromofluoromethane (Surr)	*101*		*60 - 140*	*01/08/19 21:30*	*01/16/19 14:53*	*1*

Method: 8270D - Semivolatile Organic Compounds (GC/MS)

Analyte	Result	Qualifier	RL	MDL	Unit	D	Prepared	Analyzed	Dil Fac
Biphenyl	ND		200	29	ug/Kg	☼	01/11/19 14:15	01/15/19 19:59	1
bis (2-chloroisopropyl) ether	ND		200	39	ug/Kg	☼	01/11/19 14:15	01/15/19 19:59	1
2,4,5-Trichlorophenol	ND		200	53	ug/Kg	☼	01/11/19 14:15	01/15/19 19:59	1
2,4,6-Trichlorophenol	ND		200	39	ug/Kg	☼	01/11/19 14:15	01/15/19 19:59	1
2,4-Dichlorophenol	ND		200	21	ug/Kg	☼	01/11/19 14:15	01/15/19 19:59	1
2,4-Dimethylphenol	ND		200	47	ug/Kg	☼	01/11/19 14:15	01/15/19 19:59	1
2,4-Dinitrophenol	ND		1900	910	ug/Kg	☼	01/11/19 14:15	01/15/19 19:59	1
2,4-Dinitrotoluene	ND		200	40	ug/Kg	☼	01/11/19 14:15	01/15/19 19:59	1
2,6-Dinitrotoluene	ND		200	23	ug/Kg	☼	01/11/19 14:15	01/15/19 19:59	1
2-Chloronaphthalene	ND		200	32	ug/Kg	☼	01/11/19 14:15	01/15/19 19:59	1
2-Chlorophenol	ND		200	36	ug/Kg	☼	01/11/19 14:15	01/15/19 19:59	1
2-Methylphenol	ND		200	23	ug/Kg	☼	01/11/19 14:15	01/15/19 19:59	1
2-Methylnaphthalene	ND		200	39	ug/Kg	☼	01/11/19 14:15	01/15/19 19:59	1
2-Nitroaniline	ND		380	29	ug/Kg	☼	01/11/19 14:15	01/15/19 19:59	1
2-Nitrophenol	ND		200	55	ug/Kg	☼	01/11/19 14:15	01/15/19 19:59	1
3,3'-Dichlorobenzidine	ND		380	230	ug/Kg	☼	01/11/19 14:15	01/15/19 19:59	1
3-Nitroaniline	ND		380	54	ug/Kg	☼	01/11/19 14:15	01/15/19 19:59	1
4,6-Dinitro-2-methylphenol	ND		380	200	ug/Kg	☼	01/11/19 14:15	01/15/19 19:59	1
4-Bromophenyl phenyl ether	ND		200	28	ug/Kg	☼	01/11/19 14:15	01/15/19 19:59	1
4-Chloro-3-methylphenol	ND		200	49	ug/Kg	☼	01/11/19 14:15	01/15/19 19:59	1
4-Chloroaniline	ND		200	49	ug/Kg	☼	01/11/19 14:15	01/15/19 19:59	1
4-Chlorophenyl phenyl ether	ND		200	24	ug/Kg	☼	01/11/19 14:15	01/15/19 19:59	1
4-Methylphenol	ND		380	23	ug/Kg	☼	01/11/19 14:15	01/15/19 19:59	1
4-Nitroaniline	ND		380	100	ug/Kg	☼	01/11/19 14:15	01/15/19 19:59	1
4-Nitrophenol	ND		380	140	ug/Kg	☼	01/11/19 14:15	01/15/19 19:59	1
Acenaphthene	ND		200	29	ug/Kg	☼	01/11/19 14:15	01/15/19 19:59	1
Acenaphthylene	ND		200	25	ug/Kg	☼	01/11/19 14:15	01/15/19 19:59	1
Acetophenone	ND		200	27	ug/Kg	☼	01/11/19 14:15	01/15/19 19:59	1
Anthracene	**79**	**J**	200	49	ug/Kg	☼	01/11/19 14:15	01/15/19 19:59	1
Atrazine	ND		200	68	ug/Kg	☼	01/11/19 14:15	01/15/19 19:59	1
Benzaldehyde	ND		200	160	ug/Kg	☼	01/11/19 14:15	01/15/19 19:59	1
Benzo[a]anthracene	**470**		200	20	ug/Kg	☼	01/11/19 14:15	01/15/19 19:59	1
Benzo[a]pyrene	**560**		200	29	ug/Kg	☼	01/11/19 14:15	01/15/19 19:59	1
Benzo[b]fluoranthene	**790**		200	31	ug/Kg	☼	01/11/19 14:15	01/15/19 19:59	1
Benzo[g,h,i]perylene	**620**		200	21	ug/Kg	☼	01/11/19 14:15	01/15/19 19:59	1
Benzo[k]fluoranthene	**380**		200	25	ug/Kg	☼	01/11/19 14:15	01/15/19 19:59	1
Bis(2-chloroethoxy)methane	ND		200	42	ug/Kg	☼	01/11/19 14:15	01/15/19 19:59	1
Bis(2-chloroethyl)ether	ND		200	25	ug/Kg	☼	01/11/19 14:15	01/15/19 19:59	1
Bis(2-ethylhexyl) phthalate	ND		200	67	ug/Kg	☼	01/11/19 14:15	01/15/19 19:59	1
Butyl benzyl phthalate	ND		200	32	ug/Kg	☼	01/11/19 14:15	01/15/19 19:59	1
Caprolactam	ND		200	59	ug/Kg	☼	01/11/19 14:15	01/15/19 19:59	1
Carbazole	**60**	**J**	200	23	ug/Kg	☼	01/11/19 14:15	01/15/19 19:59	1
Chrysene	**620**		200	44	ug/Kg	☼	01/11/19 14:15	01/15/19 19:59	1

Client Sample Results

Client: LaBella Associates DPC
Project/Site: Webster CSD Willink Middle School

TestAmerica Job ID: 480-147726-1

Client Sample ID: BLIND DUPLICATE-01

Lab Sample ID: 480-147726-4

Date Collected: 01/07/19 00:00
Date Received: 01/10/19 10:30

Matrix: Solid
Percent Solids: 85.6

Method: 8270D - Semivolatile Organic Compounds (GC/MS) (Continued)

Analyte	Result	Qualifier	RL	MDL	Unit	D	Prepared	Analyzed	Dil Fac
Dibenz(a,h)anthracene	**150**	**J**	200	35	ug/Kg	☼	01/11/19 14:15	01/15/19 19:59	1
Di-n-butyl phthalate	ND		200	34	ug/Kg	☼	01/11/19 14:15	01/15/19 19:59	1
Di-n-octyl phthalate	ND		200	23	ug/Kg	☼	01/11/19 14:15	01/15/19 19:59	1
Dibenzofuran	ND		200	23	ug/Kg	☼	01/11/19 14:15	01/15/19 19:59	1
Diethyl phthalate	ND		200	25	ug/Kg	☼	01/11/19 14:15	01/15/19 19:59	1
Dimethyl phthalate	ND		200	23	ug/Kg	☼	01/11/19 14:15	01/15/19 19:59	1
Fluoranthene	**1200**		200	21	ug/Kg	☼	01/11/19 14:15	01/15/19 19:59	1
Fluorene	**26**	**J**	200	23	ug/Kg	☼	01/11/19 14:15	01/15/19 19:59	1
Hexachlorobenzene	ND		200	27	ug/Kg	☼	01/11/19 14:15	01/15/19 19:59	1
Hexachlorobutadiene	ND		200	29	ug/Kg	☼	01/11/19 14:15	01/15/19 19:59	1
Hexachlorocyclopentadiene	ND		200	27	ug/Kg	☼	01/11/19 14:15	01/15/19 19:59	1
Hexachloroethane	ND		200	25	ug/Kg	☼	01/11/19 14:15	01/15/19 19:59	1
Indeno[1,2,3-cd]pyrene	**540**		200	24	ug/Kg	☼	01/11/19 14:15	01/15/19 19:59	1
Isophorone	ND		200	42	ug/Kg	☼	01/11/19 14:15	01/15/19 19:59	1
N-Nitrosodi-n-propylamine	ND		200	34	ug/Kg	☼	01/11/19 14:15	01/15/19 19:59	1
N-Nitrosodiphenylamine	ND		200	160	ug/Kg	☼	01/11/19 14:15	01/15/19 19:59	1
Naphthalene	ND		200	25	ug/Kg	☼	01/11/19 14:15	01/15/19 19:59	1
Nitrobenzene	ND		200	22	ug/Kg	☼	01/11/19 14:15	01/15/19 19:59	1
Pentachlorophenol	ND		380	200	ug/Kg	☼	01/11/19 14:15	01/15/19 19:59	1
Phenanthrene	**510**		200	29	ug/Kg	☼	01/11/19 14:15	01/15/19 19:59	1
Phenol	ND		200	30	ug/Kg	☼	01/11/19 14:15	01/15/19 19:59	1
Pyrene	**1000**		200	23	ug/Kg	☼	01/11/19 14:15	01/15/19 19:59	1

Surrogate	*%Recovery*	*Qualifier*	*Limits*	*Prepared*	*Analyzed*	*Dil Fac*
Nitrobenzene-d5 (Surr)	*85*		*53 - 120*	*01/11/19 14:15*	*01/15/19 19:59*	*1*
Phenol-d5 (Surr)	*80*		*54 - 120*	*01/11/19 14:15*	*01/15/19 19:59*	*1*
p-Terphenyl-d14 (Surr)	*109*		*65 - 121*	*01/11/19 14:15*	*01/15/19 19:59*	*1*
2,4,6-Tribromophenol (Surr)	*108*		*54 - 120*	*01/11/19 14:15*	*01/15/19 19:59*	*1*
2-Fluorobiphenyl	*96*		*60 - 120*	*01/11/19 14:15*	*01/15/19 19:59*	*1*
2-Fluorophenol (Surr)	*76*		*52 - 120*	*01/11/19 14:15*	*01/15/19 19:59*	*1*

Method: 8081B - Organochlorine Pesticides (GC)

Analyte	Result	Qualifier	RL	MDL	Unit	D	Prepared	Analyzed	Dil Fac
4,4'-DDD	**2.1**		1.9	0.37	ug/Kg	☼	01/11/19 14:24	01/14/19 15:36	1
4,4'-DDE	**13**		1.9	0.40	ug/Kg	☼	01/11/19 14:24	01/14/19 15:36	1
4,4'-DDT	**3.0**		1.9	0.45	ug/Kg	☼	01/11/19 14:24	01/14/19 15:36	1
Aldrin	ND		1.9	0.47	ug/Kg	☼	01/11/19 14:24	01/14/19 15:36	1
alpha-BHC	ND		1.9	0.34	ug/Kg	☼	01/11/19 14:24	01/14/19 15:36	1
cis-Chlordane	ND		1.9	0.95	ug/Kg	☼	01/11/19 14:24	01/14/19 15:36	1
beta-BHC	ND		1.9	0.34	ug/Kg	☼	01/11/19 14:24	01/14/19 15:36	1
delta-BHC	ND		1.9	0.36	ug/Kg	☼	01/11/19 14:24	01/14/19 15:36	1
Dieldrin	ND		1.9	0.46	ug/Kg	☼	01/11/19 14:24	01/14/19 15:36	1
Endosulfan I	ND		1.9	0.37	ug/Kg	☼	01/11/19 14:24	01/14/19 15:36	1
Endosulfan II	ND		1.9	0.34	ug/Kg	☼	01/11/19 14:24	01/14/19 15:36	1
Endosulfan sulfate	ND	*	1.9	0.36	ug/Kg	☼	01/11/19 14:24	01/14/19 15:36	1
Endrin	ND		1.9	0.38	ug/Kg	☼	01/11/19 14:24	01/14/19 15:36	1
Endrin aldehyde	ND		1.9	0.49	ug/Kg	☼	01/11/19 14:24	01/14/19 15:36	1
Endrin ketone	**0.62**	**J**	1.9	0.47	ug/Kg	☼	01/11/19 14:24	01/14/19 15:36	1
gamma-BHC (Lindane)	ND		1.9	0.35	ug/Kg	☼	01/11/19 14:24	01/14/19 15:36	1
trans-Chlordane	ND		1.9	0.61	ug/Kg	☼	01/11/19 14:24	01/14/19 15:36	1

Client Sample ID: BLIND DUPLICATE-01

Lab Sample ID: 480-147726-4

Date Collected: 01/07/19 00:00
Matrix: Solid
Date Received: 01/10/19 10:30
Percent Solids: 85.6

Method: 8081B - Organochlorine Pesticides (GC) (Continued)

Analyte	Result	Qualifier	RL	MDL	Unit	D	Prepared	Analyzed	Dil Fac
Heptachlor	ND		1.9	0.41	ug/Kg	☼	01/11/19 14:24	01/14/19 15:36	1
Heptachlor epoxide	ND		1.9	0.49	ug/Kg	☼	01/11/19 14:24	01/14/19 15:36	1
Methoxychlor	ND		1.9	0.39	ug/Kg	☼	01/11/19 14:24	01/14/19 15:36	1
Toxaphene	ND		19	11	ug/Kg	☼	01/11/19 14:24	01/14/19 15:36	1

Surrogate	*%Recovery*	*Qualifier*	*Limits*	*Prepared*	*Analyzed*	*Dil Fac*
DCB Decachlorobiphenyl	*87*		*45 - 120*	*01/11/19 14:24*	*01/14/19 15:36*	*1*
DCB Decachlorobiphenyl	*210*	*X*	*45 - 120*	*01/11/19 14:24*	*01/14/19 15:36*	*1*
Tetrachloro-m-xylene	*83*		*30 - 124*	*01/11/19 14:24*	*01/14/19 15:36*	*1*
Tetrachloro-m-xylene	*50*		*30 - 124*	*01/11/19 14:24*	*01/14/19 15:36*	*1*

Method: 8082A - Polychlorinated Biphenyls (PCBs) by Gas Chromatography

Analyte	Result	Qualifier	RL	MDL	Unit	D	Prepared	Analyzed	Dil Fac
PCB-1016	ND		0.20	0.040	mg/Kg	☼	01/14/19 07:37	01/17/19 16:36	1
PCB-1221	ND		0.20	0.040	mg/Kg	☼	01/14/19 07:37	01/17/19 16:36	1
PCB-1232	ND		0.20	0.040	mg/Kg	☼	01/14/19 07:37	01/17/19 16:36	1
PCB-1242	ND		0.20	0.040	mg/Kg	☼	01/14/19 07:37	01/17/19 16:36	1
PCB-1248	ND		0.20	0.040	mg/Kg	☼	01/14/19 07:37	01/17/19 16:36	1
PCB-1254	ND		0.20	0.095	mg/Kg	☼	01/14/19 07:37	01/17/19 16:36	1
PCB-1260	ND		0.20	0.095	mg/Kg	☼	01/14/19 07:37	01/17/19 16:36	1

Surrogate	*%Recovery*	*Qualifier*	*Limits*	*Prepared*	*Analyzed*	*Dil Fac*
Tetrachloro-m-xylene	*72*		*60 - 154*	*01/14/19 07:37*	*01/17/19 16:36*	*1*
Tetrachloro-m-xylene	*58*	*X*	*60 - 154*	*01/14/19 07:37*	*01/17/19 16:36*	*1*
DCB Decachlorobiphenyl	*57*	*X*	*65 - 174*	*01/14/19 07:37*	*01/17/19 16:36*	*1*
DCB Decachlorobiphenyl	*56*	*X*	*65 - 174*	*01/14/19 07:37*	*01/17/19 16:36*	*1*

Method: 6010C - Metals (ICP)

Analyte	Result	Qualifier	RL	MDL	Unit	D	Prepared	Analyzed	Dil Fac
Arsenic	**2.1**	**J**	2.4	0.48	mg/Kg	☼	01/12/19 10:29	01/14/19 12:08	1
Barium	**21.4**		0.59	0.13	mg/Kg	☼	01/12/19 10:29	01/14/19 12:08	1
Cadmium	**0.16**	**J**	0.24	0.036	mg/Kg	☼	01/12/19 10:29	01/14/19 12:08	1
Chromium	**9.7**		0.59	0.24	mg/Kg	☼	01/12/19 10:29	01/14/19 12:08	1
Lead	**7.6**		1.2	0.29	mg/Kg	☼	01/12/19 10:29	01/14/19 12:08	1
Selenium	**0.49**	**J**	4.8	0.48	mg/Kg	☼	01/12/19 10:29	01/14/19 12:08	1
Silver	ND		0.71	0.24	mg/Kg	☼	01/12/19 10:29	01/14/19 12:08	1

Method: 7471B - Mercury (CVAA)

Analyte	Result	Qualifier	RL	MDL	Unit	D	Prepared	Analyzed	Dil Fac
Mercury	**0.027**		0.024	0.0096	mg/Kg	☼	01/15/19 15:00	01/15/19 15:57	1

General Chemistry

Analyte	Result	Qualifier	RL	MDL	Unit	D	Prepared	Analyzed	Dil Fac
Cyanide, Total	ND		1.1	0.53	mg/Kg	☼	01/15/19 10:38	01/15/19 12:45	1

Client Sample Results

Client: LaBella Associates DPC
Project/Site: Webster CSD Willink Middle School

TestAmerica Job ID: 480-147726-1

Client Sample ID: MW-1

Lab Sample ID: 480-147726-5

Date Collected: 01/08/19 10:00
Matrix: Water
Date Received: 01/10/19 10:30

Method: 8260C - Volatile Organic Compounds by GC/MS

Analyte	Result	Qualifier	RL	MDL	Unit	D	Prepared	Analyzed	Dil Fac
1,1,1-Trichloroethane	ND		1.0	0.82	ug/L			01/14/19 12:40	1
1,1,2,2-Tetrachloroethane	ND		1.0	0.21	ug/L			01/14/19 12:40	1
1,1,2-Trichloroethane	ND		1.0	0.23	ug/L			01/14/19 12:40	1
1,1,2-Trichloro-1,2,2-trifluoroethane	ND		1.0	0.31	ug/L			01/14/19 12:40	1
1,1-Dichloroethane	ND		1.0	0.38	ug/L			01/14/19 12:40	1
1,1-Dichloroethene	ND		1.0	0.29	ug/L			01/14/19 12:40	1
1,2,4-Trichlorobenzene	ND		1.0	0.41	ug/L			01/14/19 12:40	1
1,2-Dibromo-3-Chloropropane	ND		1.0	0.39	ug/L			01/14/19 12:40	1
1,2-Dichlorobenzene	ND		1.0	0.79	ug/L			01/14/19 12:40	1
1,2-Dichloroethane	ND		1.0	0.21	ug/L			01/14/19 12:40	1
1,2-Dichloropropane	ND		1.0	0.72	ug/L			01/14/19 12:40	1
1,3-Dichlorobenzene	ND		1.0	0.78	ug/L			01/14/19 12:40	1
1,4-Dichlorobenzene	ND		1.0	0.84	ug/L			01/14/19 12:40	1
2-Butanone (MEK)	ND		10	1.3	ug/L			01/14/19 12:40	1
2-Hexanone	ND		5.0	1.2	ug/L			01/14/19 12:40	1
4-Methyl-2-pentanone (MIBK)	ND		5.0	2.1	ug/L			01/14/19 12:40	1
Acetone	**4.9**	**J**	10	3.0	ug/L			01/14/19 12:40	1
Benzene	ND		1.0	0.41	ug/L			01/14/19 12:40	1
Bromodichloromethane	ND		1.0	0.39	ug/L			01/14/19 12:40	1
Bromoform	ND		1.0	0.26	ug/L			01/14/19 12:40	1
Bromomethane	ND		1.0	0.69	ug/L			01/14/19 12:40	1
Carbon disulfide	ND		1.0	0.19	ug/L			01/14/19 12:40	1
Carbon tetrachloride	ND		1.0	0.27	ug/L			01/14/19 12:40	1
Chlorobenzene	ND		1.0	0.75	ug/L			01/14/19 12:40	1
Dibromochloromethane	ND		1.0	0.32	ug/L			01/14/19 12:40	1
Chloroethane	ND		1.0	0.32	ug/L			01/14/19 12:40	1
Chloroform	ND		1.0	0.34	ug/L			01/14/19 12:40	1
Chloromethane	ND		1.0	0.35	ug/L			01/14/19 12:40	1
cis-1,2-Dichloroethene	ND		1.0	0.81	ug/L			01/14/19 12:40	1
cis-1,3-Dichloropropene	ND		1.0	0.36	ug/L			01/14/19 12:40	1
Cyclohexane	ND		1.0	0.18	ug/L			01/14/19 12:40	1
Dichlorodifluoromethane	ND		1.0	0.68	ug/L			01/14/19 12:40	1
Ethylbenzene	ND		1.0	0.74	ug/L			01/14/19 12:40	1
1,2-Dibromoethane	ND		1.0	0.73	ug/L			01/14/19 12:40	1
Isopropylbenzene	ND		1.0	0.79	ug/L			01/14/19 12:40	1
Methyl acetate	ND		2.5	1.3	ug/L			01/14/19 12:40	1
Methyl tert-butyl ether	ND		1.0	0.16	ug/L			01/14/19 12:40	1
Methylcyclohexane	ND		1.0	0.16	ug/L			01/14/19 12:40	1
Methylene Chloride	ND		1.0	0.44	ug/L			01/14/19 12:40	1
Styrene	ND		1.0	0.73	ug/L			01/14/19 12:40	1
Tetrachloroethene	ND		1.0	0.36	ug/L			01/14/19 12:40	1
Toluene	ND		1.0	0.51	ug/L			01/14/19 12:40	1
trans-1,2-Dichloroethene	ND		1.0	0.90	ug/L			01/14/19 12:40	1
trans-1,3-Dichloropropene	ND		1.0	0.37	ug/L			01/14/19 12:40	1
Trichloroethene	ND		1.0	0.46	ug/L			01/14/19 12:40	1
Trichlorofluoromethane	ND		1.0	0.88	ug/L			01/14/19 12:40	1
Vinyl chloride	ND		1.0	0.90	ug/L			01/14/19 12:40	1
Xylenes, Total	ND		2.0	0.66	ug/L			01/14/19 12:40	1

Client Sample Results

Client: LaBella Associates DPC
Project/Site: Webster CSD Willink Middle School

TestAmerica Job ID: 480-147726-1

Client Sample ID: MW-1

Date Collected: 01/08/19 10:00
Date Received: 01/10/19 10:30

Lab Sample ID: 480-147726-5

Matrix: Water

Surrogate	*%Recovery*	*Qualifier*	*Limits*	*Prepared*	*Analyzed*	*Dil Fac*
Toluene-d8 (Surr)	*101*		*80 - 120*		*01/14/19 12:40*	*1*
1,2-Dichloroethane-d4 (Surr)	*108*		*77 - 120*		*01/14/19 12:40*	*1*
4-Bromofluorobenzene (Surr)	*104*		*73 - 120*		*01/14/19 12:40*	*1*
Dibromofluoromethane (Surr)	*105*		*75 - 123*		*01/14/19 12:40*	*1*

Method: 8270D SIM ID - Semivolatile Organic Compounds (GC/MS SIM / Isotope Dilution)

Analyte	Result	Qualifier	RL	MDL	Unit	D	Prepared	Analyzed	Dil Fac
1,4-Dioxane	ND		0.19	0.096	ug/L		01/14/19 07:52	01/24/19 15:36	1

Isotope Dilution	*%Recovery*	*Qualifier*	*Limits*	*Prepared*	*Analyzed*	*Dil Fac*
1,4-Dioxane-d8	*26*		*15 - 110*	*01/14/19 07:52*	*01/24/19 15:36*	*1*

Method: 8270D - Semivolatile Organic Compounds (GC/MS)

Analyte	Result	Qualifier	RL	MDL	Unit	D	Prepared	Analyzed	Dil Fac
Biphenyl	ND		5.7	0.74	ug/L		01/14/19 07:34	01/17/19 03:56	1
bis (2-chloroisopropyl) ether	ND		5.7	0.59	ug/L		01/14/19 07:34	01/17/19 03:56	1
2,4,5-Trichlorophenol	ND		5.7	0.55	ug/L		01/14/19 07:34	01/17/19 03:56	1
2,4,6-Trichlorophenol	ND		5.7	0.69	ug/L		01/14/19 07:34	01/17/19 03:56	1
2,4-Dichlorophenol	ND		5.7	0.58	ug/L		01/14/19 07:34	01/17/19 03:56	1
2,4-Dimethylphenol	ND		5.7	0.57	ug/L		01/14/19 07:34	01/17/19 03:56	1
2,4-Dinitrophenol	ND		11	2.5	ug/L		01/14/19 07:34	01/17/19 03:56	1
2,4-Dinitrotoluene	ND		5.7	0.51	ug/L		01/14/19 07:34	01/17/19 03:56	1
2,6-Dinitrotoluene	ND		5.7	0.45	ug/L		01/14/19 07:34	01/17/19 03:56	1
2-Chloronaphthalene	ND		5.7	0.52	ug/L		01/14/19 07:34	01/17/19 03:56	1
2-Chlorophenol	ND		5.7	0.60	ug/L		01/14/19 07:34	01/17/19 03:56	1
2-Methylphenol	ND		5.7	0.45	ug/L		01/14/19 07:34	01/17/19 03:56	1
2-Methylnaphthalene	ND		5.7	0.68	ug/L		01/14/19 07:34	01/17/19 03:56	1
2-Nitroaniline	ND		11	0.48	ug/L		01/14/19 07:34	01/17/19 03:56	1
2-Nitrophenol	ND		5.7	0.55	ug/L		01/14/19 07:34	01/17/19 03:56	1
3,3'-Dichlorobenzidine	ND		5.7	0.45	ug/L		01/14/19 07:34	01/17/19 03:56	1
3-Nitroaniline	ND		11	0.55	ug/L		01/14/19 07:34	01/17/19 03:56	1
4,6-Dinitro-2-methylphenol	ND	*	11	2.5	ug/L		01/14/19 07:34	01/17/19 03:56	1
4-Bromophenyl phenyl ether	ND		5.7	0.51	ug/L		01/14/19 07:34	01/17/19 03:56	1
4-Chloro-3-methylphenol	ND		5.7	0.51	ug/L		01/14/19 07:34	01/17/19 03:56	1
4-Chloroaniline	ND		5.7	0.67	ug/L		01/14/19 07:34	01/17/19 03:56	1
4-Chlorophenyl phenyl ether	ND		5.7	0.40	ug/L		01/14/19 07:34	01/17/19 03:56	1
4-Methylphenol	ND		11	0.41	ug/L		01/14/19 07:34	01/17/19 03:56	1
4-Nitroaniline	ND		11	0.28	ug/L		01/14/19 07:34	01/17/19 03:56	1
4-Nitrophenol	ND		11	1.7	ug/L		01/14/19 07:34	01/17/19 03:56	1
Acenaphthene	ND		5.7	0.47	ug/L		01/14/19 07:34	01/17/19 03:56	1
Acenaphthylene	ND		5.7	0.43	ug/L		01/14/19 07:34	01/17/19 03:56	1
Acetophenone	ND		5.7	0.61	ug/L		01/14/19 07:34	01/17/19 03:56	1
Anthracene	ND		5.7	0.32	ug/L		01/14/19 07:34	01/17/19 03:56	1
Atrazine	ND		5.7	0.52	ug/L		01/14/19 07:34	01/17/19 03:56	1
Benzaldehyde	ND		5.7	0.30	ug/L		01/14/19 07:34	01/17/19 03:56	1
Benzo[a]anthracene	ND		5.7	0.41	ug/L		01/14/19 07:34	01/17/19 03:56	1
Benzo[a]pyrene	ND		5.7	0.53	ug/L		01/14/19 07:34	01/17/19 03:56	1
Benzo[b]fluoranthene	ND		5.7	0.39	ug/L		01/14/19 07:34	01/17/19 03:56	1
Benzo[g,h,i]perylene	ND		5.7	0.40	ug/L		01/14/19 07:34	01/17/19 03:56	1
Benzo[k]fluoranthene	ND		5.7	0.83	ug/L		01/14/19 07:34	01/17/19 03:56	1
Bis(2-chloroethoxy)methane	ND		5.7	0.40	ug/L		01/14/19 07:34	01/17/19 03:56	1

Client Sample ID: MW-1

Date Collected: 01/08/19 10:00
Date Received: 01/10/19 10:30

Lab Sample ID: 480-147726-5
Matrix: Water

Method: 8270D - Semivolatile Organic Compounds (GC/MS) (Continued)

Analyte	Result	Qualifier	RL	MDL	Unit	D	Prepared	Analyzed	Dil Fac
Bis(2-chloroethyl)ether	ND		5.7	0.45	ug/L		01/14/19 07:34	01/17/19 03:56	1
Bis(2-ethylhexyl) phthalate	ND		5.7	2.5	ug/L		01/14/19 07:34	01/17/19 03:56	1
Butyl benzyl phthalate	ND		5.7	1.1	ug/L		01/14/19 07:34	01/17/19 03:56	1
Caprolactam	**4.1**	**J**	5.7	2.5	ug/L		01/14/19 07:34	01/17/19 03:56	1
Carbazole	ND		5.7	0.34	ug/L		01/14/19 07:34	01/17/19 03:56	1
Chrysene	ND		5.7	0.38	ug/L		01/14/19 07:34	01/17/19 03:56	1
Dibenz(a,h)anthracene	ND		5.7	0.48	ug/L		01/14/19 07:34	01/17/19 03:56	1
Di-n-butyl phthalate	**0.41**	**J**	5.7	0.35	ug/L		01/14/19 07:34	01/17/19 03:56	1
Di-n-octyl phthalate	ND		5.7	0.53	ug/L		01/14/19 07:34	01/17/19 03:56	1
Dibenzofuran	ND		11	0.58	ug/L		01/14/19 07:34	01/17/19 03:56	1
Diethyl phthalate	ND		5.7	0.25	ug/L		01/14/19 07:34	01/17/19 03:56	1
Dimethyl phthalate	ND		5.7	0.41	ug/L		01/14/19 07:34	01/17/19 03:56	1
Fluoranthene	ND		5.7	0.45	ug/L		01/14/19 07:34	01/17/19 03:56	1
Fluorene	ND		5.7	0.41	ug/L		01/14/19 07:34	01/17/19 03:56	1
Hexachlorobenzene	ND		5.7	0.58	ug/L		01/14/19 07:34	01/17/19 03:56	1
Hexachlorobutadiene	ND		5.7	0.77	ug/L		01/14/19 07:34	01/17/19 03:56	1
Hexachlorocyclopentadiene	ND		5.7	0.67	ug/L		01/14/19 07:34	01/17/19 03:56	1
Hexachloroethane	ND		5.7	0.67	ug/L		01/14/19 07:34	01/17/19 03:56	1
Indeno[1,2,3-cd]pyrene	ND		5.7	0.53	ug/L		01/14/19 07:34	01/17/19 03:56	1
Isophorone	ND		5.7	0.49	ug/L		01/14/19 07:34	01/17/19 03:56	1
N-Nitrosodi-n-propylamine	ND		5.7	0.61	ug/L		01/14/19 07:34	01/17/19 03:56	1
N-Nitrosodiphenylamine	ND		5.7	0.58	ug/L		01/14/19 07:34	01/17/19 03:56	1
Naphthalene	ND		5.7	0.86	ug/L		01/14/19 07:34	01/17/19 03:56	1
Nitrobenzene	ND		5.7	0.33	ug/L		01/14/19 07:34	01/17/19 03:56	1
Pentachlorophenol	ND		11	2.5	ug/L		01/14/19 07:34	01/17/19 03:56	1
Phenanthrene	ND		5.7	0.50	ug/L		01/14/19 07:34	01/17/19 03:56	1
Phenol	ND		5.7	0.44	ug/L		01/14/19 07:34	01/17/19 03:56	1
Pyrene	ND		5.7	0.39	ug/L		01/14/19 07:34	01/17/19 03:56	1

Surrogate	*%Recovery*	*Qualifier*	*Limits*	*Prepared*	*Analyzed*	*Dil Fac*
Nitrobenzene-d5 (Surr)	*106*		*46 - 120*	*01/14/19 07:34*	*01/17/19 03:56*	*1*
Phenol-d5 (Surr)	*63*		*22 - 120*	*01/14/19 07:34*	*01/17/19 03:56*	*1*
p-Terphenyl-d14 (Surr)	*99*		*59 - 136*	*01/14/19 07:34*	*01/17/19 03:56*	*1*
2,4,6-Tribromophenol (Surr)	*117*		*41 - 120*	*01/14/19 07:34*	*01/17/19 03:56*	*1*
2-Fluorobiphenyl	*122*	*X*	*48 - 120*	*01/14/19 07:34*	*01/17/19 03:56*	*1*
2-Fluorophenol (Surr)	*69*		*35 - 120*	*01/14/19 07:34*	*01/17/19 03:56*	*1*

Method: 8015D - Glycols- Direct Injection (GC/FID)

Analyte	Result	Qualifier	RL	MDL	Unit	D	Prepared	Analyzed	Dil Fac
Glycol	ND		10	1.9	mg/L		01/11/19 09:00	01/11/19 10:36	1

Surrogate	*%Recovery*	*Qualifier*	*Limits*	*Prepared*	*Analyzed*	*Dil Fac*
1,4-Butanediol	*74*		*66 - 130*	*01/11/19 09:00*	*01/11/19 10:36*	*1*

Method: 8081B - Organochlorine Pesticides (GC)

Analyte	Result	Qualifier	RL	MDL	Unit	D	Prepared	Analyzed	Dil Fac
4,4'-DDD	ND		0.050	0.0092	ug/L		01/11/19 14:17	01/14/19 13:51	1
4,4'-DDE	ND		0.050	0.012	ug/L		01/11/19 14:17	01/14/19 13:51	1
4,4'-DDT	**0.016**	**J**	0.050	0.011	ug/L		01/11/19 14:17	01/14/19 13:51	1
Aldrin	ND		0.050	0.0081	ug/L		01/11/19 14:17	01/14/19 13:51	1

Client Sample ID: MW-1

Date Collected: 01/08/19 10:00
Date Received: 01/10/19 10:30

Lab Sample ID: 480-147726-5
Matrix: Water

Method: 8081B - Organochlorine Pesticides (GC) (Continued)

Analyte	Result	Qualifier	RL	MDL	Unit	D	Prepared	Analyzed	Dil Fac
alpha-BHC	ND		0.050	0.0077	ug/L		01/11/19 14:17	01/14/19 13:51	1
cis-Chlordane	ND		0.050	0.015	ug/L		01/11/19 14:17	01/14/19 13:51	1
beta-BHC	ND		0.050	0.025	ug/L		01/11/19 14:17	01/14/19 13:51	1
delta-BHC	ND		0.050	0.010	ug/L		01/11/19 14:17	01/14/19 13:51	1
Dieldrin	**0.11**		0.050	0.0098	ug/L		01/11/19 14:17	01/14/19 13:51	1
Endosulfan I	ND		0.050	0.011	ug/L		01/11/19 14:17	01/14/19 13:51	1
Endosulfan II	ND		0.050	0.012	ug/L		01/11/19 14:17	01/14/19 13:51	1
Endosulfan sulfate	ND		0.050	0.016	ug/L		01/11/19 14:17	01/14/19 13:51	1
Endrin	ND		0.050	0.014	ug/L		01/11/19 14:17	01/14/19 13:51	1
Endrin aldehyde	ND		0.050	0.016	ug/L		01/11/19 14:17	01/14/19 13:51	1
Endrin ketone	ND		0.050	0.012	ug/L		01/11/19 14:17	01/14/19 13:51	1
gamma-BHC (Lindane)	ND		0.050	0.0080	ug/L		01/11/19 14:17	01/14/19 13:51	1
trans-Chlordane	ND		0.050	0.011	ug/L		01/11/19 14:17	01/14/19 13:51	1
Heptachlor	ND		0.050	0.0085	ug/L		01/11/19 14:17	01/14/19 13:51	1
Heptachlor epoxide	ND		0.050	0.0074	ug/L		01/11/19 14:17	01/14/19 13:51	1
Methoxychlor	ND		0.050	0.014	ug/L		01/11/19 14:17	01/14/19 13:51	1
Toxaphene	ND		0.50	0.12	ug/L		01/11/19 14:17	01/14/19 13:51	1

Surrogate	*%Recovery*	*Qualifier*	*Limits*	*Prepared*	*Analyzed*	*Dil Fac*
DCB Decachlorobiphenyl	*30*		*20 - 120*	*01/11/19 14:17*	*01/14/19 13:51*	*1*
DCB Decachlorobiphenyl	*28*		*20 - 120*	*01/11/19 14:17*	*01/14/19 13:51*	*1*
Tetrachloro-m-xylene	*83*		*44 - 120*	*01/11/19 14:17*	*01/14/19 13:51*	*1*
Tetrachloro-m-xylene	*62*		*44 - 120*	*01/11/19 14:17*	*01/14/19 13:51*	*1*

Method: 8082A - Polychlorinated Biphenyls (PCBs) by Gas Chromatography

Analyte	Result	Qualifier	RL	MDL	Unit	D	Prepared	Analyzed	Dil Fac
PCB-1016	ND	*	0.50	0.18	ug/L		01/11/19 14:28	01/13/19 21:36	1
PCB-1016	ND		0.50	0.18	ug/L		01/11/19 14:28	01/13/19 21:36	1
PCB-1221	ND		0.50	0.18	ug/L		01/11/19 14:28	01/13/19 21:36	1
PCB-1221	ND		0.50	0.18	ug/L		01/11/19 14:28	01/13/19 21:36	1
PCB-1232	ND		0.50	0.18	ug/L		01/11/19 14:28	01/13/19 21:36	1
PCB-1232	ND		0.50	0.18	ug/L		01/11/19 14:28	01/13/19 21:36	1
PCB-1242	ND		0.50	0.18	ug/L		01/11/19 14:28	01/13/19 21:36	1
PCB-1242	ND		0.50	0.18	ug/L		01/11/19 14:28	01/13/19 21:36	1
PCB-1248	ND		0.50	0.18	ug/L		01/11/19 14:28	01/13/19 21:36	1
PCB-1248	ND		0.50	0.18	ug/L		01/11/19 14:28	01/13/19 21:36	1
PCB-1254	ND		0.50	0.25	ug/L		01/11/19 14:28	01/13/19 21:36	1
PCB-1254	ND		0.50	0.25	ug/L		01/11/19 14:28	01/13/19 21:36	1
PCB-1260	ND	*	0.50	0.25	ug/L		01/11/19 14:28	01/13/19 21:36	1
PCB-1260	ND		0.50	0.25	ug/L		01/11/19 14:28	01/13/19 21:36	1

Surrogate	*%Recovery*	*Qualifier*	*Limits*	*Prepared*	*Analyzed*	*Dil Fac*
Tetrachloro-m-xylene	*55*		*39 - 121*	*01/11/19 14:28*	*01/13/19 21:36*	*1*
Tetrachloro-m-xylene	*57*		*39 - 121*	*01/11/19 14:28*	*01/13/19 21:36*	*1*
DCB Decachlorobiphenyl	*0*	*X*	*19 - 120*	*01/11/19 14:28*	*01/13/19 21:36*	*1*
DCB Decachlorobiphenyl	*0*	*X*	*19 - 120*	*01/11/19 14:28*	*01/13/19 21:36*	*1*

Method: 537 (modified) - Fluorinated Alkyl Substances

Analyte	Result	Qualifier	RL	MDL	Unit	D	Prepared	Analyzed	Dil Fac
Perfluorobutanoic acid (PFBA)	**62**		1.8	0.88	ng/L		01/16/19 08:45	01/16/19 23:26	1

Client Sample Results

Client: LaBella Associates DPC
Project/Site: Webster CSD Willink Middle School

TestAmerica Job ID: 480-147726-1

Client Sample ID: MW-1

Date Collected: 01/08/19 10:00
Date Received: 01/10/19 10:30

Lab Sample ID: 480-147726-5

Matrix: Water

Method: 537 (modified) - Fluorinated Alkyl Substances (Continued)

Analyte	Result	Qualifier	RL	MDL	Unit	D	Prepared	Analyzed	Dil Fac
Perfluoropentanoic acid (PFPeA)	**0.90**	**J**	1.8	0.55	ng/L		01/16/19 08:45	01/16/19 23:26	1
Perfluorohexanoic acid (PFHxA)	**2.1**		1.8	0.67	ng/L		01/16/19 08:45	01/16/19 23:26	1
Perfluoroheptanoic acid (PFHpA)	**1.0**	**J**	1.8	0.80	ng/L		01/16/19 08:45	01/16/19 23:26	1
Perfluorooctanoic acid (PFOA)	**5.0**		1.8	0.55	ng/L		01/16/19 08:45	01/16/19 23:26	1
Perfluorononanoic acid (PFNA)	**0.99**	**J**	1.8	0.24	ng/L		01/16/19 08:45	01/16/19 23:26	1
Perfluorodecanoic acid (PFDA)	**0.96**	**J**	1.8	0.67	ng/L		01/16/19 08:45	01/16/19 23:26	1
Perfluoroundecanoic acid (PFUnA)	ND		1.8	0.46	ng/L		01/16/19 08:45	01/16/19 23:26	1
Perfluorododecanoic acid (PFDoA)	ND		1.8	0.52	ng/L		01/16/19 08:45	01/16/19 23:26	1
Perfluorotridecanoic acid (PFTriA)	ND		1.8	0.53	ng/L		01/16/19 08:45	01/16/19 23:26	1
Perfluorotetradecanoic acid (PFTeA)	ND		1.8	0.81	ng/L		01/16/19 08:45	01/16/19 23:26	1
Perfluorobutanesulfonic acid (PFBS)	**8.6**		1.8	0.43	ng/L		01/16/19 08:45	01/16/19 23:26	1
Perfluorohexanesulfonic acid (PFHxS)	ND		1.8	0.70	ng/L		01/16/19 08:45	01/16/19 23:26	1
Perfluoroheptanesulfonic Acid (PFHpS)	ND		1.8	0.83	ng/L		01/16/19 08:45	01/16/19 23:26	1
Perfluorooctanesulfonic acid (PFOS)	**16**		1.8	0.53	ng/L		01/16/19 08:45	01/16/19 23:26	1
Perfluorodecanesulfonic acid (PFDS)	ND		1.8	0.79	ng/L		01/16/19 08:45	01/16/19 23:26	1
Perfluorooctanesulfonamide (PFOSA)	ND		1.8	0.56	ng/L		01/16/19 08:45	01/16/19 23:26	1
N-methylperfluorooctanesulfonamidoacetic acid (NMeFOSAA)	ND		18	1.5	ng/L		01/16/19 08:45	01/16/19 23:26	1
N-ethylperfluorooctanesulfonamidoacetic acid (NEtFOSAA)	ND		18	1.3	ng/L		01/16/19 08:45	01/16/19 23:26	1
1H,1H,2H,2H-perfluorooctanesulfonic acid (6:2)	ND		18	4.0	ng/L		01/16/19 08:45	01/16/19 23:26	1
1H,1H,2H,2H-perfluorodecanesulfonic acid (8:2)	ND		18	2.5	ng/L		01/16/19 08:45	01/16/19 23:26	1

Isotope Dilution	*%Recovery*	*Qualifier*	*Limits*	*Prepared*	*Analyzed*	*Dil Fac*
18O2 PFHxS	*108*		*50 - 150*	*01/16/19 08:45*	*01/16/19 23:26*	*1*
13C4 PFHpA	*82*		*50 - 150*	*01/16/19 08:45*	*01/16/19 23:26*	*1*
13C4 PFOA	*95*		*50 - 150*	*01/16/19 08:45*	*01/16/19 23:26*	*1*
13C4 PFOS	*78*		*50 - 150*	*01/16/19 08:45*	*01/16/19 23:26*	*1*
13C5 PFNA	*108*		*50 - 150*	*01/16/19 08:45*	*01/16/19 23:26*	*1*
13C4 PFBA	*26*		*25 - 150*	*01/16/19 08:45*	*01/16/19 23:26*	*1*
13C2 PFHxA	*58*		*50 - 150*	*01/16/19 08:45*	*01/16/19 23:26*	*1*
13C2 PFDA	*90*		*50 - 150*	*01/16/19 08:45*	*01/16/19 23:26*	*1*
13C2 PFUnA	*71*		*50 - 150*	*01/16/19 08:45*	*01/16/19 23:26*	*1*
13C2 PFDoA	*63*		*50 - 150*	*01/16/19 08:45*	*01/16/19 23:26*	*1*
13C8 FOSA	*43*		*25 - 150*	*01/16/19 08:45*	*01/16/19 23:26*	*1*
13C5 PFPeA	*44*		*25 - 150*	*01/16/19 08:45*	*01/16/19 23:26*	*1*
13C2 PFTeDA	*22*	*	*50 - 150*	*01/16/19 08:45*	*01/16/19 23:26*	*1*
d3-NMeFOSAA	*65*		*50 - 150*	*01/16/19 08:45*	*01/16/19 23:26*	*1*
d5-NEtFOSAA	*72*		*50 - 150*	*01/16/19 08:45*	*01/16/19 23:26*	*1*
M2-6:2 FTS	*205*	*	*25 - 150*	*01/16/19 08:45*	*01/16/19 23:26*	*1*
M2-8:2 FTS	*121*		*25 - 150*	*01/16/19 08:45*	*01/16/19 23:26*	*1*
13C3 PFBS	*67*		*50 - 150*	*01/16/19 08:45*	*01/16/19 23:26*	*1*

Method: 6010C - Metals (ICP)

Analyte	Result	Qualifier	RL	MDL	Unit	D	Prepared	Analyzed	Dil Fac
Arsenic	**0.048**		0.015	0.0056	mg/L		01/12/19 12:17	01/14/19 20:39	1
Barium	**0.87**		0.0020	0.00070	mg/L		01/12/19 12:17	01/14/19 20:39	1

Client Sample Results

Client: LaBella Associates DPC
Project/Site: Webster CSD Willink Middle School

TestAmerica Job ID: 480-147726-1

Client Sample ID: MW-1

Lab Sample ID: 480-147726-5

Date Collected: 01/08/19 10:00
Matrix: Water
Date Received: 01/10/19 10:30

Method: 6010C - Metals (ICP) (Continued)

Analyte	Result	Qualifier	RL	MDL	Unit	D	Prepared	Analyzed	Dil Fac
Cadmium	0.0014	J	0.0020	0.00050	mg/L		01/12/19 12:17	01/14/19 20:39	1
Chromium	0.089		0.0040	0.0010	mg/L		01/12/19 12:17	01/14/19 20:39	1
Lead	0.028		0.010	0.0030	mg/L		01/12/19 12:17	01/14/19 20:39	1
Selenium	ND		0.025	0.0087	mg/L		01/12/19 12:17	01/14/19 20:39	1
Silver	ND		0.0060	0.0017	mg/L		01/12/19 12:17	01/14/19 20:39	1

Method: 7470A - Mercury (CVAA)

Analyte	Result	Qualifier	RL	MDL	Unit	D	Prepared	Analyzed	Dil Fac
Mercury	0.00015	J	0.00020	0.00012	mg/L		01/14/19 11:30	01/14/19 15:20	1

General Chemistry

Analyte	Result	Qualifier	RL	MDL	Unit	D	Prepared	Analyzed	Dil Fac
Cyanide, Total	ND	*	0.010	0.0050	mg/L		01/16/19 14:45	01/17/19 10:47	1

Client Sample ID: ERB-01

Lab Sample ID: 480-147726-6

Date Collected: 01/08/19 10:30
Matrix: Water
Date Received: 01/10/19 10:30

Method: 537 (modified) - Fluorinated Alkyl Substances

Analyte	Result	Qualifier	RL	MDL	Unit	D	Prepared	Analyzed	Dil Fac
Perfluorobutanoic acid (PFBA)	ND		1.7	0.83	ng/L		01/16/19 08:45	01/16/19 23:42	1
Perfluoropentanoic acid (PFPeA)	ND		1.7	0.53	ng/L		01/16/19 08:45	01/16/19 23:42	1
Perfluorohexanoic acid (PFHxA)	ND		1.7	0.63	ng/L		01/16/19 08:45	01/16/19 23:42	1
Perfluoroheptanoic acid (PFHpA)	ND		1.7	0.76	ng/L		01/16/19 08:45	01/16/19 23:42	1
Perfluorooctanoic acid (PFOA)	ND	I	1.7	0.53	ng/L		01/16/19 08:45	01/16/19 23:42	1
Perfluorononanoic acid (PFNA)	ND		1.7	0.23	ng/L		01/16/19 08:45	01/16/19 23:42	1
Perfluorodecanoic acid (PFDA)	ND	I	1.7	0.64	ng/L		01/16/19 08:45	01/16/19 23:42	1
Perfluoroundecanoic acid (PFUnA)	ND	I	1.7	0.44	ng/L		01/16/19 08:45	01/16/19 23:42	1
Perfluorododecanoic acid (PFDoA)	ND		1.7	0.49	ng/L		01/16/19 08:45	01/16/19 23:42	1
Perfluorotridecanoic acid (PFTriA)	ND		1.7	0.50	ng/L		01/16/19 08:45	01/16/19 23:42	1
Perfluorotetradecanoic acid (PFTeA)	ND		1.7	0.77	ng/L		01/16/19 08:45	01/16/19 23:42	1
Perfluorobutanesulfonic acid (PFBS)	ND		1.7	0.41	ng/L		01/16/19 08:45	01/16/19 23:42	1
Perfluorohexanesulfonic acid (PFHxS)	ND		1.7	0.67	ng/L		01/16/19 08:45	01/16/19 23:42	1
Perfluoroheptanesulfonic Acid (PFHpS)	ND		1.7	0.79	ng/L		01/16/19 08:45	01/16/19 23:42	1
Perfluorooctanesulfonic acid (PFOS)	ND		1.7	0.51	ng/L		01/16/19 08:45	01/16/19 23:42	1
Perfluorodecanesulfonic acid (PFDS)	ND		1.7	0.75	ng/L		01/16/19 08:45	01/16/19 23:42	1
Perfluorooctanesulfonamide (PFOSA)	ND		1.7	0.53	ng/L		01/16/19 08:45	01/16/19 23:42	1
N-methylperfluorooctanesulfonamidoacetic acid (NMeFOSAA)	ND		17	1.4	ng/L		01/16/19 08:45	01/16/19 23:42	1
N-ethylperfluorooctanesulfonamidoacetic acid (NEtFOSAA)	ND		17	1.3	ng/L		01/16/19 08:45	01/16/19 23:42	1
1H,1H,2H,2H-perfluorooctanesulfonic acid (6:2)	ND		17	3.8	ng/L		01/16/19 08:45	01/16/19 23:42	1
1H,1H,2H,2H-perfluorodecanesulfonic acid (8:2)	ND		17	2.4	ng/L		01/16/19 08:45	01/16/19 23:42	1

Isotope Dilution	*%Recovery*	*Qualifier*	*Limits*	*Prepared*	*Analyzed*	*Dil Fac*
18O2 PFHxS	*119*		*50 - 150*	*01/16/19 08:45*	*01/16/19 23:42*	*1*
13C4 PFHpA	*117*		*50 - 150*	*01/16/19 08:45*	*01/16/19 23:42*	*1*
13C4 PFOA	*117*		*50 - 150*	*01/16/19 08:45*	*01/16/19 23:42*	*1*
13C4 PFOS	*101*		*50 - 150*	*01/16/19 08:45*	*01/16/19 23:42*	*1*

Client Sample ID: ERB-01

Lab Sample ID: 480-147726-6

Date Collected: 01/08/19 10:30
Matrix: Water
Date Received: 01/10/19 10:30

Method: 537 (modified) - Fluorinated Alkyl Substances (Continued)

Isotope Dilution	%Recovery	Qualifier	Limits	Prepared	Analyzed	Dil Fac
13C5 PFNA	116		50 - 150	01/16/19 08:45	01/16/19 23:42	1
13C4 PFBA	93		25 - 150	01/16/19 08:45	01/16/19 23:42	1
13C2 PFHxA	121		50 - 150	01/16/19 08:45	01/16/19 23:42	1
13C2 PFDA	112		50 - 150	01/16/19 08:45	01/16/19 23:42	1
13C2 PFUnA	116		50 - 150	01/16/19 08:45	01/16/19 23:42	1
13C2 PFDoA	104		50 - 150	01/16/19 08:45	01/16/19 23:42	1
13C8 FOSA	71		25 - 150	01/16/19 08:45	01/16/19 23:42	1
13C5 PFPeA	124		25 - 150	01/16/19 08:45	01/16/19 23:42	1
13C2 PFTeDA	103		50 - 150	01/16/19 08:45	01/16/19 23:42	1
d3-NMeFOSAA	93		50 - 150	01/16/19 08:45	01/16/19 23:42	1
d5-NEtFOSAA	100		50 - 150	01/16/19 08:45	01/16/19 23:42	1
M2-6:2 FTS	157	*	25 - 150	01/16/19 08:45	01/16/19 23:42	1
M2-8:2 FTS	112		25 - 150	01/16/19 08:45	01/16/19 23:42	1
13C3 PFBS	125		50 - 150	01/16/19 08:45	01/16/19 23:42	1

Client Sample ID: FIELD BLANK-01

Lab Sample ID: 480-147726-7

Date Collected: 01/08/19 10:45
Matrix: Water
Date Received: 01/10/19 10:30

Method: 537 (modified) - Fluorinated Alkyl Substances

Analyte	Result	Qualifier	RL	MDL	Unit	D	Prepared	Analyzed	Dil Fac
Perfluorobutanoic acid (PFBA)	ND		1.7	0.83	ng/L		01/16/19 08:45	01/16/19 23:58	1
Perfluoropentanoic acid (PFPeA)	ND		1.7	0.52	ng/L		01/16/19 08:45	01/16/19 23:58	1
Perfluorohexanoic acid (PFHxA)	ND		1.7	0.63	ng/L		01/16/19 08:45	01/16/19 23:58	1
Perfluoroheptanoic acid (PFHpA)	ND		1.7	0.75	ng/L		01/16/19 08:45	01/16/19 23:58	1
Perfluorooctanoic acid (PFOA)	ND	I	1.7	0.52	ng/L		01/16/19 08:45	01/16/19 23:58	1
Perfluorononanoic acid (PFNA)	ND		1.7	0.22	ng/L		01/16/19 08:45	01/16/19 23:58	1
Perfluorodecanoic acid (PFDA)	ND	I	1.7	0.64	ng/L		01/16/19 08:45	01/16/19 23:58	1
Perfluoroundecanoic acid (PFUnA)	ND		1.7	0.44	ng/L		01/16/19 08:45	01/16/19 23:58	1
Perfluorododecanoic acid (PFDoA)	ND		1.7	0.49	ng/L		01/16/19 08:45	01/16/19 23:58	1
Perfluorotridecanoic acid (PFTriA)	ND		1.7	0.50	ng/L		01/16/19 08:45	01/16/19 23:58	1
Perfluorotetradecanoic acid (PFTeA)	ND		1.7	0.76	ng/L		01/16/19 08:45	01/16/19 23:58	1
Perfluorobutanesulfonic acid (PFBS)	ND		1.7	0.41	ng/L		01/16/19 08:45	01/16/19 23:58	1
Perfluorohexanesulfonic acid (PFHxS)	ND		1.7	0.66	ng/L		01/16/19 08:45	01/16/19 23:58	1
Perfluoroheptanesulfonic Acid (PFHpS)	ND		1.7	0.79	ng/L		01/16/19 08:45	01/16/19 23:58	1
Perfluorooctanesulfonic acid (PFOS)	ND		1.7	0.51	ng/L		01/16/19 08:45	01/16/19 23:58	1
Perfluorodecanesulfonic acid (PFDS)	ND		1.7	0.75	ng/L		01/16/19 08:45	01/16/19 23:58	1
Perfluorooctanesulfonamide (PFOSA)	ND		1.7	0.53	ng/L		01/16/19 08:45	01/16/19 23:58	1
N-methylperfluorooctanesulfonamidoacetic acid (NMeFOSAA)	ND		17	1.4	ng/L		01/16/19 08:45	01/16/19 23:58	1
N-ethylperfluorooctanesulfonamidoacetic acid (NEtFOSAA)	ND		17	1.2	ng/L		01/16/19 08:45	01/16/19 23:58	1
1H,1H,2H,2H-perfluorooctanesulfonic acid (6:2)	ND		17	3.8	ng/L		01/16/19 08:45	01/16/19 23:58	1
1H,1H,2H,2H-perfluorodecanesulfonic acid (8:2)	ND		17	2.4	ng/L		01/16/19 08:45	01/16/19 23:58	1

Isotope Dilution	%Recovery	Qualifier	Limits	Prepared	Analyzed	Dil Fac
18O2 PFHxS	108		50 - 150	01/16/19 08:45	01/16/19 23:58	1
13C4 PFHpA	105		50 - 150	01/16/19 08:45	01/16/19 23:58	1

Client Sample ID: FIELD BLANK-01

Lab Sample ID: 480-147726-7

Date Collected: 01/08/19 10:45

Matrix: Water

Date Received: 01/10/19 10:30

Method: 537 (modified) - Fluorinated Alkyl Substances (Continued)

Isotope Dilution	%Recovery	Qualifier	Limits	Prepared	Analyzed	Dil Fac
13C4 PFOA	112		50 - 150	01/16/19 08:45	01/16/19 23:58	1
13C4 PFOS	88		50 - 150	01/16/19 08:45	01/16/19 23:58	1
13C5 PFNA	100		50 - 150	01/16/19 08:45	01/16/19 23:58	1
13C4 PFBA	83		25 - 150	01/16/19 08:45	01/16/19 23:58	1
13C2 PFHxA	108		50 - 150	01/16/19 08:45	01/16/19 23:58	1
13C2 PFDA	93		50 - 150	01/16/19 08:45	01/16/19 23:58	1
13C2 PFUnA	101		50 - 150	01/16/19 08:45	01/16/19 23:58	1
13C2 PFDoA	95		50 - 150	01/16/19 08:45	01/16/19 23:58	1
13C8 FOSA	54		25 - 150	01/16/19 08:45	01/16/19 23:58	1
13C5 PFPeA	115		25 - 150	01/16/19 08:45	01/16/19 23:58	1
13C2 PFTeDA	88		50 - 150	01/16/19 08:45	01/16/19 23:58	1
d3-NMeFOSAA	79		50 - 150	01/16/19 08:45	01/16/19 23:58	1
d5-NEtFOSAA	93		50 - 150	01/16/19 08:45	01/16/19 23:58	1
M2-6:2 FTS	232	*	25 - 150	01/16/19 08:45	01/16/19 23:58	1
M2-8:2 FTS	100		25 - 150	01/16/19 08:45	01/16/19 23:58	1
13C3 PFBS	94		50 - 150	01/16/19 08:45	01/16/19 23:58	1

Client Sample ID: BLIND DUPLICATE-02

Lab Sample ID: 480-147726-8

Date Collected: 01/08/19 00:00

Matrix: Water

Date Received: 01/10/19 10:30

Method: 8260C - Volatile Organic Compounds by GC/MS

Analyte	Result	Qualifier	RL	MDL	Unit	D	Prepared	Analyzed	Dil Fac
1,1,1-Trichloroethane	ND		1.0	0.82	ug/L			01/14/19 13:07	1
1,1,2,2-Tetrachloroethane	ND		1.0	0.21	ug/L			01/14/19 13:07	1
1,1,2-Trichloroethane	ND		1.0	0.23	ug/L			01/14/19 13:07	1
1,1,2-Trichloro-1,2,2-trifluoroethane	ND		1.0	0.31	ug/L			01/14/19 13:07	1
1,1-Dichloroethane	ND		1.0	0.38	ug/L			01/14/19 13:07	1
1,1-Dichloroethene	ND		1.0	0.29	ug/L			01/14/19 13:07	1
1,2,4-Trichlorobenzene	ND		1.0	0.41	ug/L			01/14/19 13:07	1
1,2-Dibromo-3-Chloropropane	ND		1.0	0.39	ug/L			01/14/19 13:07	1
1,2-Dichlorobenzene	ND		1.0	0.79	ug/L			01/14/19 13:07	1
1,2-Dichloroethane	ND		1.0	0.21	ug/L			01/14/19 13:07	1
1,2-Dichloropropane	ND		1.0	0.72	ug/L			01/14/19 13:07	1
1,3-Dichlorobenzene	ND		1.0	0.78	ug/L			01/14/19 13:07	1
1,4-Dichlorobenzene	ND		1.0	0.84	ug/L			01/14/19 13:07	1
2-Butanone (MEK)	ND		10	1.3	ug/L			01/14/19 13:07	1
2-Hexanone	ND		5.0	1.2	ug/L			01/14/19 13:07	1
4-Methyl-2-pentanone (MIBK)	ND		5.0	2.1	ug/L			01/14/19 13:07	1
Acetone	ND		10	3.0	ug/L			01/14/19 13:07	1
Benzene	ND		1.0	0.41	ug/L			01/14/19 13:07	1
Bromodichloromethane	ND		1.0	0.39	ug/L			01/14/19 13:07	1
Bromoform	ND		1.0	0.26	ug/L			01/14/19 13:07	1
Bromomethane	ND		1.0	0.69	ug/L			01/14/19 13:07	1
Carbon disulfide	ND		1.0	0.19	ug/L			01/14/19 13:07	1
Carbon tetrachloride	ND		1.0	0.27	ug/L			01/14/19 13:07	1
Chlorobenzene	ND		1.0	0.75	ug/L			01/14/19 13:07	1
Dibromochloromethane	ND		1.0	0.32	ug/L			01/14/19 13:07	1
Chloroethane	ND		1.0	0.32	ug/L			01/14/19 13:07	1

Client Sample ID: BLIND DUPLICATE-02

Lab Sample ID: 480-147726-8

Date Collected: 01/08/19 00:00

Matrix: Water

Date Received: 01/10/19 10:30

Method: 8260C - Volatile Organic Compounds by GC/MS (Continued)

Analyte	Result	Qualifier	RL	MDL	Unit	D	Prepared	Analyzed	Dil Fac
Chloroform	ND		1.0	0.34	ug/L			01/14/19 13:07	1
Chloromethane	ND		1.0	0.35	ug/L			01/14/19 13:07	1
cis-1,2-Dichloroethene	ND		1.0	0.81	ug/L			01/14/19 13:07	1
cis-1,3-Dichloropropene	ND		1.0	0.36	ug/L			01/14/19 13:07	1
Cyclohexane	ND		1.0	0.18	ug/L			01/14/19 13:07	1
Dichlorodifluoromethane	ND		1.0	0.68	ug/L			01/14/19 13:07	1
Ethylbenzene	ND		1.0	0.74	ug/L			01/14/19 13:07	1
1,2-Dibromoethane	ND		1.0	0.73	ug/L			01/14/19 13:07	1
Isopropylbenzene	ND		1.0	0.79	ug/L			01/14/19 13:07	1
Methyl acetate	ND		2.5	1.3	ug/L			01/14/19 13:07	1
Methyl tert-butyl ether	ND		1.0	0.16	ug/L			01/14/19 13:07	1
Methylcyclohexane	ND		1.0	0.16	ug/L			01/14/19 13:07	1
Methylene Chloride	ND		1.0	0.44	ug/L			01/14/19 13:07	1
Styrene	ND		1.0	0.73	ug/L			01/14/19 13:07	1
Tetrachloroethene	ND		1.0	0.36	ug/L			01/14/19 13:07	1
Toluene	ND		1.0	0.51	ug/L			01/14/19 13:07	1
trans-1,2-Dichloroethene	ND		1.0	0.90	ug/L			01/14/19 13:07	1
trans-1,3-Dichloropropene	ND		1.0	0.37	ug/L			01/14/19 13:07	1
Trichloroethene	ND		1.0	0.46	ug/L			01/14/19 13:07	1
Trichlorofluoromethane	ND		1.0	0.88	ug/L			01/14/19 13:07	1
Vinyl chloride	ND		1.0	0.90	ug/L			01/14/19 13:07	1
Xylenes, Total	ND		2.0	0.66	ug/L			01/14/19 13:07	1

Surrogate	*%Recovery*	*Qualifier*	*Limits*	*Prepared*	*Analyzed*	*Dil Fac*
Toluene-d8 (Surr)	*101*		*80 - 120*		*01/14/19 13:07*	*1*
1,2-Dichloroethane-d4 (Surr)	*105*		*77 - 120*		*01/14/19 13:07*	*1*
4-Bromofluorobenzene (Surr)	*107*		*73 - 120*		*01/14/19 13:07*	*1*
Dibromofluoromethane (Surr)	*104*		*75 - 123*		*01/14/19 13:07*	*1*

Method: 8270D SIM ID - Semivolatile Organic Compounds (GC/MS SIM / Isotope Dilution)

Analyte	Result	Qualifier	RL	MDL	Unit	D	Prepared	Analyzed	Dil Fac
1,4-Dioxane	ND		0.20	0.10	ug/L		01/14/19 07:52	01/24/19 16:00	1

Isotope Dilution	*%Recovery*	*Qualifier*	*Limits*	*Prepared*	*Analyzed*	*Dil Fac*
1,4-Dioxane-d8	*28*		*15 - 110*	*01/14/19 07:52*	*01/24/19 16:00*	*1*

Method: 8270D - Semivolatile Organic Compounds (GC/MS)

Analyte	Result	Qualifier	RL	MDL	Unit	D	Prepared	Analyzed	Dil Fac
Biphenyl	ND		5.2	0.68	ug/L		01/14/19 07:34	01/17/19 04:25	1
bis (2-chloroisopropyl) ether	ND		5.2	0.54	ug/L		01/14/19 07:34	01/17/19 04:25	1
2,4,5-Trichlorophenol	ND		5.2	0.50	ug/L		01/14/19 07:34	01/17/19 04:25	1
2,4,6-Trichlorophenol	ND		5.2	0.64	ug/L		01/14/19 07:34	01/17/19 04:25	1
2,4-Dichlorophenol	ND		5.2	0.53	ug/L		01/14/19 07:34	01/17/19 04:25	1
2,4-Dimethylphenol	ND		5.2	0.52	ug/L		01/14/19 07:34	01/17/19 04:25	1
2,4-Dinitrophenol	ND		10	2.3	ug/L		01/14/19 07:34	01/17/19 04:25	1
2,4-Dinitrotoluene	ND		5.2	0.47	ug/L		01/14/19 07:34	01/17/19 04:25	1
2,6-Dinitrotoluene	ND		5.2	0.42	ug/L		01/14/19 07:34	01/17/19 04:25	1
2-Chloronaphthalene	ND		5.2	0.48	ug/L		01/14/19 07:34	01/17/19 04:25	1
2-Chlorophenol	ND		5.2	0.55	ug/L		01/14/19 07:34	01/17/19 04:25	1
2-Methylphenol	ND		5.2	0.42	ug/L		01/14/19 07:34	01/17/19 04:25	1
2-Methylnaphthalene	ND		5.2	0.63	ug/L		01/14/19 07:34	01/17/19 04:25	1

Client Sample ID: BLIND DUPLICATE-02

Lab Sample ID: 480-147726-8

Date Collected: 01/08/19 00:00

Matrix: Water

Date Received: 01/10/19 10:30

Method: 8270D - Semivolatile Organic Compounds (GC/MS) (Continued)

Analyte	Result	Qualifier	RL	MDL	Unit	D	Prepared	Analyzed	Dil Fac
2-Nitroaniline	ND		10	0.44	ug/L		01/14/19 07:34	01/17/19 04:25	1
2-Nitrophenol	ND		5.2	0.50	ug/L		01/14/19 07:34	01/17/19 04:25	1
3,3'-Dichlorobenzidine	ND		5.2	0.42	ug/L		01/14/19 07:34	01/17/19 04:25	1
3-Nitroaniline	ND		10	0.50	ug/L		01/14/19 07:34	01/17/19 04:25	1
4,6-Dinitro-2-methylphenol	ND	*	10	2.3	ug/L		01/14/19 07:34	01/17/19 04:25	1
4-Bromophenyl phenyl ether	ND		5.2	0.47	ug/L		01/14/19 07:34	01/17/19 04:25	1
4-Chloro-3-methylphenol	ND		5.2	0.47	ug/L		01/14/19 07:34	01/17/19 04:25	1
4-Chloroaniline	ND		5.2	0.61	ug/L		01/14/19 07:34	01/17/19 04:25	1
4-Chlorophenyl phenyl ether	ND		5.2	0.36	ug/L		01/14/19 07:34	01/17/19 04:25	1
4-Methylphenol	ND		10	0.38	ug/L		01/14/19 07:34	01/17/19 04:25	1
4-Nitroaniline	ND		10	0.26	ug/L		01/14/19 07:34	01/17/19 04:25	1
4-Nitrophenol	ND		10	1.6	ug/L		01/14/19 07:34	01/17/19 04:25	1
Acenaphthene	ND		5.2	0.43	ug/L		01/14/19 07:34	01/17/19 04:25	1
Acenaphthylene	ND		5.2	0.40	ug/L		01/14/19 07:34	01/17/19 04:25	1
Acetophenone	ND		5.2	0.56	ug/L		01/14/19 07:34	01/17/19 04:25	1
Anthracene	ND		5.2	0.29	ug/L		01/14/19 07:34	01/17/19 04:25	1
Atrazine	ND		5.2	0.48	ug/L		01/14/19 07:34	01/17/19 04:25	1
Benzaldehyde	ND		5.2	0.28	ug/L		01/14/19 07:34	01/17/19 04:25	1
Benzo[a]anthracene	ND		5.2	0.38	ug/L		01/14/19 07:34	01/17/19 04:25	1
Benzo[a]pyrene	ND		5.2	0.49	ug/L		01/14/19 07:34	01/17/19 04:25	1
Benzo[b]fluoranthene	ND		5.2	0.35	ug/L		01/14/19 07:34	01/17/19 04:25	1
Benzo[g,h,i]perylene	ND		5.2	0.36	ug/L		01/14/19 07:34	01/17/19 04:25	1
Benzo[k]fluoranthene	ND		5.2	0.76	ug/L		01/14/19 07:34	01/17/19 04:25	1
Bis(2-chloroethoxy)methane	ND		5.2	0.36	ug/L		01/14/19 07:34	01/17/19 04:25	1
Bis(2-chloroethyl)ether	ND		5.2	0.42	ug/L		01/14/19 07:34	01/17/19 04:25	1
Bis(2-ethylhexyl) phthalate	ND		5.2	2.3	ug/L		01/14/19 07:34	01/17/19 04:25	1
Butyl benzyl phthalate	ND		5.2	1.0	ug/L		01/14/19 07:34	01/17/19 04:25	1
Caprolactam	ND		5.2	2.3	ug/L		01/14/19 07:34	01/17/19 04:25	1
Carbazole	ND		5.2	0.31	ug/L		01/14/19 07:34	01/17/19 04:25	1
Chrysene	ND		5.2	0.34	ug/L		01/14/19 07:34	01/17/19 04:25	1
Dibenz(a,h)anthracene	ND		5.2	0.44	ug/L		01/14/19 07:34	01/17/19 04:25	1
Di-n-butyl phthalate	**0.48**	**J**	5.2	0.32	ug/L		01/14/19 07:34	01/17/19 04:25	1
Di-n-octyl phthalate	ND		5.2	0.49	ug/L		01/14/19 07:34	01/17/19 04:25	1
Dibenzofuran	ND		10	0.53	ug/L		01/14/19 07:34	01/17/19 04:25	1
Diethyl phthalate	ND		5.2	0.23	ug/L		01/14/19 07:34	01/17/19 04:25	1
Dimethyl phthalate	ND		5.2	0.38	ug/L		01/14/19 07:34	01/17/19 04:25	1
Fluoranthene	ND		5.2	0.42	ug/L		01/14/19 07:34	01/17/19 04:25	1
Fluorene	ND		5.2	0.38	ug/L		01/14/19 07:34	01/17/19 04:25	1
Hexachlorobenzene	ND		5.2	0.53	ug/L		01/14/19 07:34	01/17/19 04:25	1
Hexachlorobutadiene	ND		5.2	0.71	ug/L		01/14/19 07:34	01/17/19 04:25	1
Hexachlorocyclopentadiene	ND		5.2	0.61	ug/L		01/14/19 07:34	01/17/19 04:25	1
Hexachloroethane	ND		5.2	0.61	ug/L		01/14/19 07:34	01/17/19 04:25	1
Indeno[1,2,3-cd]pyrene	ND		5.2	0.49	ug/L		01/14/19 07:34	01/17/19 04:25	1
Isophorone	ND		5.2	0.45	ug/L		01/14/19 07:34	01/17/19 04:25	1
N-Nitrosodi-n-propylamine	ND		5.2	0.56	ug/L		01/14/19 07:34	01/17/19 04:25	1
N-Nitrosodiphenylamine	ND		5.2	0.53	ug/L		01/14/19 07:34	01/17/19 04:25	1
Naphthalene	ND		5.2	0.79	ug/L		01/14/19 07:34	01/17/19 04:25	1
Nitrobenzene	ND		5.2	0.30	ug/L		01/14/19 07:34	01/17/19 04:25	1
Pentachlorophenol	ND		10	2.3	ug/L		01/14/19 07:34	01/17/19 04:25	1

Client Sample ID: BLIND DUPLICATE-02

Lab Sample ID: 480-147726-8

Date Collected: 01/08/19 00:00

Matrix: Water

Date Received: 01/10/19 10:30

Method: 8270D - Semivolatile Organic Compounds (GC/MS) (Continued)

Analyte	Result	Qualifier	RL	MDL	Unit	D	Prepared	Analyzed	Dil Fac
Phenanthrene	ND		5.2	0.46	ug/L		01/14/19 07:34	01/17/19 04:25	1
Phenol	ND		5.2	0.41	ug/L		01/14/19 07:34	01/17/19 04:25	1
Pyrene	ND		5.2	0.35	ug/L		01/14/19 07:34	01/17/19 04:25	1

Surrogate	*%Recovery*	*Qualifier*	*Limits*	*Prepared*	*Analyzed*	*Dil Fac*
Nitrobenzene-d5 (Surr)	*106*		*46 - 120*	*01/14/19 07:34*	*01/17/19 04:25*	*1*
Phenol-d5 (Surr)	*58*		*22 - 120*	*01/14/19 07:34*	*01/17/19 04:25*	*1*
p-Terphenyl-d14 (Surr)	*105*		*59 - 136*	*01/14/19 07:34*	*01/17/19 04:25*	*1*
2,4,6-Tribromophenol (Surr)	*120*		*41 - 120*	*01/14/19 07:34*	*01/17/19 04:25*	*1*
2-Fluorobiphenyl	*114*		*48 - 120*	*01/14/19 07:34*	*01/17/19 04:25*	*1*
2-Fluorophenol (Surr)	*75*		*35 - 120*	*01/14/19 07:34*	*01/17/19 04:25*	*1*

Method: 8015D - Glycols- Direct Injection (GC/FID)

Analyte	Result	Qualifier	RL	MDL	Unit	D	Prepared	Analyzed	Dil Fac
Glycol	ND		10	1.9	mg/L		01/11/19 09:00	01/11/19 11:31	1

Surrogate	*%Recovery*	*Qualifier*	*Limits*	*Prepared*	*Analyzed*	*Dil Fac*
1,4-Butanediol	*83*		*66 - 130*	*01/11/19 09:00*	*01/11/19 11:31*	*1*

Method: 8081B - Organochlorine Pesticides (GC)

Analyte	Result	Qualifier	RL	MDL	Unit	D	Prepared	Analyzed	Dil Fac
4,4'-DDD	ND		0.050	0.0092	ug/L		01/11/19 14:17	01/14/19 14:10	1
4,4'-DDE	ND		0.050	0.012	ug/L		01/11/19 14:17	01/14/19 14:10	1
4,4'-DDT	ND		0.050	0.011	ug/L		01/11/19 14:17	01/14/19 14:10	1
Aldrin	ND		0.050	0.0081	ug/L		01/11/19 14:17	01/14/19 14:10	1
alpha-BHC	ND		0.050	0.0077	ug/L		01/11/19 14:17	01/14/19 14:10	1
cis-Chlordane	ND		0.050	0.015	ug/L		01/11/19 14:17	01/14/19 14:10	1
beta-BHC	ND		0.050	0.025	ug/L		01/11/19 14:17	01/14/19 14:10	1
delta-BHC	ND		0.050	0.010	ug/L		01/11/19 14:17	01/14/19 14:10	1
Dieldrin	**0.13**		0.050	0.0098	ug/L		01/11/19 14:17	01/14/19 14:10	1
Endosulfan I	ND		0.050	0.011	ug/L		01/11/19 14:17	01/14/19 14:10	1
Endosulfan II	ND		0.050	0.012	ug/L		01/11/19 14:17	01/14/19 14:10	1
Endosulfan sulfate	ND		0.050	0.016	ug/L		01/11/19 14:17	01/14/19 14:10	1
Endrin	ND		0.050	0.014	ug/L		01/11/19 14:17	01/14/19 14:10	1
Endrin aldehyde	ND		0.050	0.016	ug/L		01/11/19 14:17	01/14/19 14:10	1
Endrin ketone	ND		0.050	0.012	ug/L		01/11/19 14:17	01/14/19 14:10	1
gamma-BHC (Lindane)	ND		0.050	0.0080	ug/L		01/11/19 14:17	01/14/19 14:10	1
trans-Chlordane	ND		0.050	0.011	ug/L		01/11/19 14:17	01/14/19 14:10	1
Heptachlor	ND		0.050	0.0085	ug/L		01/11/19 14:17	01/14/19 14:10	1
Heptachlor epoxide	ND		0.050	0.0074	ug/L		01/11/19 14:17	01/14/19 14:10	1
Methoxychlor	ND		0.050	0.014	ug/L		01/11/19 14:17	01/14/19 14:10	1
Toxaphene	ND		0.50	0.12	ug/L		01/11/19 14:17	01/14/19 14:10	1

Surrogate	*%Recovery*	*Qualifier*	*Limits*	*Prepared*	*Analyzed*	*Dil Fac*
DCB Decachlorobiphenyl	*26*		*20 - 120*	*01/11/19 14:17*	*01/14/19 14:10*	*1*
DCB Decachlorobiphenyl	*27*		*20 - 120*	*01/11/19 14:17*	*01/14/19 14:10*	*1*
Tetrachloro-m-xylene	*73*		*44 - 120*	*01/11/19 14:17*	*01/14/19 14:10*	*1*
Tetrachloro-m-xylene	*57*		*44 - 120*	*01/11/19 14:17*	*01/14/19 14:10*	*1*

Client Sample Results

Client: LaBella Associates DPC
Project/Site: Webster CSD Willink Middle School

TestAmerica Job ID: 480-147726-1

Client Sample ID: BLIND DUPLICATE-02

Lab Sample ID: 480-147726-8

Date Collected: 01/08/19 00:00
Matrix: Water
Date Received: 01/10/19 10:30

Method: 8082A - Polychlorinated Biphenyls (PCBs) by Gas Chromatography

Analyte	Result	Qualifier	RL	MDL	Unit	D	Prepared	Analyzed	Dil Fac
PCB-1016	ND		0.50	0.18	ug/L		01/11/19 14:28	01/13/19 21:52	1
PCB-1221	ND		0.50	0.18	ug/L		01/11/19 14:28	01/13/19 21:52	1
PCB-1232	ND		0.50	0.18	ug/L		01/11/19 14:28	01/13/19 21:52	1
PCB-1242	ND		0.50	0.18	ug/L		01/11/19 14:28	01/13/19 21:52	1
PCB-1248	ND		0.50	0.18	ug/L		01/11/19 14:28	01/13/19 21:52	1
PCB-1254	ND		0.50	0.25	ug/L		01/11/19 14:28	01/13/19 21:52	1
PCB-1260	ND		0.50	0.25	ug/L		01/11/19 14:28	01/13/19 21:52	1

Surrogate	*%Recovery*	*Qualifier*	*Limits*	*Prepared*	*Analyzed*	*Dil Fac*
Tetrachloro-m-xylene	*58*		*39 - 121*	*01/11/19 14:28*	*01/13/19 21:52*	*1*
Tetrachloro-m-xylene	*61*		*39 - 121*	*01/11/19 14:28*	*01/13/19 21:52*	*1*
DCB Decachlorobiphenyl	*3*	*X*	*19 - 120*	*01/11/19 14:28*	*01/13/19 21:52*	*1*
DCB Decachlorobiphenyl	*13*	*X*	*19 - 120*	*01/11/19 14:28*	*01/13/19 21:52*	*1*

Method: 537 (modified) - Fluorinated Alkyl Substances

Analyte	Result	Qualifier	RL	MDL	Unit	D	Prepared	Analyzed	Dil Fac
Perfluorobutanoic acid (PFBA)	**62**		1.7	0.85	ng/L		01/16/19 08:45	01/17/19 00:13	1
Perfluoropentanoic acid (PFPeA)	**2.1**		1.7	0.53	ng/L		01/16/19 08:45	01/17/19 00:13	1
Perfluorohexanoic acid (PFHxA)	**1.5**	**J**	1.7	0.64	ng/L		01/16/19 08:45	01/17/19 00:13	1
Perfluoroheptanoic acid (PFHpA)	**0.80**	**J**	1.7	0.77	ng/L		01/16/19 08:45	01/17/19 00:13	1
Perfluorooctanoic acid (PFOA)	**4.1**		1.7	0.53	ng/L		01/16/19 08:45	01/17/19 00:13	1
Perfluorononanoic acid (PFNA)	**1.2**	**J I**	1.7	0.23	ng/L		01/16/19 08:45	01/17/19 00:13	1
Perfluorodecanoic acid (PFDA)	ND		1.7	0.65	ng/L		01/16/19 08:45	01/17/19 00:13	1
Perfluoroundecanoic acid (PFUnA)	ND		1.7	0.45	ng/L		01/16/19 08:45	01/17/19 00:13	1
Perfluorododecanoic acid (PFDoA)	ND		1.7	0.50	ng/L		01/16/19 08:45	01/17/19 00:13	1
Perfluorotridecanoic acid (PFTriA)	ND		1.7	0.51	ng/L		01/16/19 08:45	01/17/19 00:13	1
Perfluorotetradecanoic acid (PFTeA)	ND		1.7	0.78	ng/L		01/16/19 08:45	01/17/19 00:13	1
Perfluorobutanesulfonic acid (PFBS)	**9.4**		1.7	0.42	ng/L		01/16/19 08:45	01/17/19 00:13	1
Perfluorohexanesulfonic acid (PFHxS)	ND		1.7	0.68	ng/L		01/16/19 08:45	01/17/19 00:13	1
Perfluoroheptanesulfonic Acid (PFHpS)	ND	I	1.7	0.80	ng/L		01/16/19 08:45	01/17/19 00:13	1
Perfluorooctanesulfonic acid (PFOS)	**11**		1.7	0.52	ng/L		01/16/19 08:45	01/17/19 00:13	1
Perfluorodecanesulfonic acid (PFDS)	ND	I	1.7	0.76	ng/L		01/16/19 08:45	01/17/19 00:13	1
Perfluorooctanesulfonamide (PFOSA)	ND		1.7	0.54	ng/L		01/16/19 08:45	01/17/19 00:13	1
N-methylperfluorooctanesulfonamidoacetic acid (NMeFOSAA)	ND		17	1.4	ng/L		01/16/19 08:45	01/17/19 00:13	1
N-ethylperfluorooctanesulfonamidoacetic acid (NEtFOSAA)	ND		17	1.3	ng/L		01/16/19 08:45	01/17/19 00:13	1
1H,1H,2H,2H-perfluorooctanesulfonic acid (6:2)	ND		17	3.9	ng/L		01/16/19 08:45	01/17/19 00:13	1
1H,1H,2H,2H-perfluorodecanesulfonic acid (8:2)	ND		17	2.5	ng/L		01/16/19 08:45	01/17/19 00:13	1

Isotope Dilution	*%Recovery*	*Qualifier*	*Limits*	*Prepared*	*Analyzed*	*Dil Fac*
18O2 PFHxS	*109*		*50 - 150*	*01/16/19 08:45*	*01/17/19 00:13*	*1*
13C4 PFHpA	*81*		*50 - 150*	*01/16/19 08:45*	*01/17/19 00:13*	*1*
13C4 PFOA	*102*		*50 - 150*	*01/16/19 08:45*	*01/17/19 00:13*	*1*
13C4 PFOS	*93*		*50 - 150*	*01/16/19 08:45*	*01/17/19 00:13*	*1*
13C5 PFNA	*122*		*50 - 150*	*01/16/19 08:45*	*01/17/19 00:13*	*1*
13C4 PFBA	*27*		*25 - 150*	*01/16/19 08:45*	*01/17/19 00:13*	*1*

Client Sample Results

Client: LaBella Associates DPC
Project/Site: Webster CSD Willink Middle School

TestAmerica Job ID: 480-147726-1

Client Sample ID: BLIND DUPLICATE-02

Lab Sample ID: 480-147726-8

Date Collected: 01/08/19 00:00
Matrix: Water
Date Received: 01/10/19 10:30

Method: 537 (modified) - Fluorinated Alkyl Substances (Continued)

Isotope Dilution	*%Recovery*	*Qualifier*	*Limits*	*Prepared*	*Analyzed*	*Dil Fac*
13C2 PFHxA	*58*		*50 - 150*	*01/16/19 08:45*	*01/17/19 00:13*	*1*
13C2 PFDA	*107*		*50 - 150*	*01/16/19 08:45*	*01/17/19 00:13*	*1*
13C2 PFUnA	*101*		*50 - 150*	*01/16/19 08:45*	*01/17/19 00:13*	*1*
13C2 PFDoA	*87*		*50 - 150*	*01/16/19 08:45*	*01/17/19 00:13*	*1*
13C8 FOSA	*42*		*25 - 150*	*01/16/19 08:45*	*01/17/19 00:13*	*1*
13C5 PFPeA	*41*		*25 - 150*	*01/16/19 08:45*	*01/17/19 00:13*	*1*
13C2 PFTeDA	*20*	*	*50 - 150*	*01/16/19 08:45*	*01/17/19 00:13*	*1*
d3-NMeFOSAA	*72*		*50 - 150*	*01/16/19 08:45*	*01/17/19 00:13*	*1*
d5-NEtFOSAA	*89*		*50 - 150*	*01/16/19 08:45*	*01/17/19 00:13*	*1*
M2-6:2 FTS	*244*	*	*25 - 150*	*01/16/19 08:45*	*01/17/19 00:13*	*1*
M2-8:2 FTS	*144*		*25 - 150*	*01/16/19 08:45*	*01/17/19 00:13*	*1*
13C3 PFBS	*70*		*50 - 150*	*01/16/19 08:45*	*01/17/19 00:13*	*1*

Method: 6010C - Metals (ICP)

Analyte	Result	Qualifier	RL	MDL	Unit	D	Prepared	Analyzed	Dil Fac
Arsenic	**0.078**		0.015	0.0056	mg/L		01/12/19 12:17	01/14/19 20:43	1
Barium	**0.89**		0.0020	0.00070	mg/L		01/12/19 12:17	01/14/19 20:43	1
Cadmium	**0.0013**	**J**	0.0020	0.00050	mg/L		01/12/19 12:17	01/14/19 20:43	1
Chromium	**0.17**		0.0040	0.0010	mg/L		01/12/19 12:17	01/14/19 20:43	1
Lead	**0.055**		0.010	0.0030	mg/L		01/12/19 12:17	01/14/19 20:43	1
Selenium	ND		0.025	0.0087	mg/L		01/12/19 12:17	01/14/19 20:43	1
Silver	ND		0.0060	0.0017	mg/L		01/12/19 12:17	01/14/19 20:43	1

Method: 7470A - Mercury (CVAA)

Analyte	Result	Qualifier	RL	MDL	Unit	D	Prepared	Analyzed	Dil Fac
Mercury	**0.00020**		0.00020	0.00012	mg/L		01/14/19 11:30	01/14/19 15:21	1

General Chemistry

Analyte	Result	Qualifier	RL	MDL	Unit	D	Prepared	Analyzed	Dil Fac
Cyanide, Total	ND	*	0.010	0.0050	mg/L		01/16/19 14:45	01/17/19 10:48	1

Surrogate Summary

Client: LaBella Associates DPC
Project/Site: Webster CSD Willink Middle School

TestAmerica Job ID: 480-147726-1

Method: 8260C - Volatile Organic Compounds by GC/MS

Matrix: Solid **Prep Type: Total/NA**

		Percent Surrogate Recovery (Acceptance Limits)			
		TOL	DCA	BFB	DBFM
Lab Sample ID	Client Sample ID	(71-125)	(64-126)	(72-126)	(60-140)
480-147726-1	LBA-SB2	103	104	94	101
480-147726-2	LBA-SB3	103	106	92	102
480-147726-3	LBA-SB4	100	105	97	101
480-147726-4	BLIND DUPLICATE-01	102	107	92	101
LCS 480-455234/1-A	Lab Control Sample	100	105	101	102
MB 480-455234/2-A	Method Blank	101	103	98	99

Surrogate Legend

TOL = Toluene-d8 (Surr)
DCA = 1,2-Dichloroethane-d4 (Surr)
BFB = 4-Bromofluorobenzene (Surr)
DBFM = Dibromofluoromethane (Surr)

Method: 8260C - Volatile Organic Compounds by GC/MS

Matrix: Water **Prep Type: Total/NA**

		Percent Surrogate Recovery (Acceptance Limits)			
		TOL	DCA	BFB	DBFM
Lab Sample ID	Client Sample ID	(80-120)	(77-120)	(73-120)	(75-123)
480-147726-5	MW-1	101	108	104	105
480-147726-8	BLIND DUPLICATE-02	101	105	107	104
LCS 480-454857/5	Lab Control Sample	101	105	106	102
MB 480-454857/8	Method Blank	100	108	103	104

Surrogate Legend

TOL = Toluene-d8 (Surr)
DCA = 1,2-Dichloroethane-d4 (Surr)
BFB = 4-Bromofluorobenzene (Surr)
DBFM = Dibromofluoromethane (Surr)

Method: 8270D - Semivolatile Organic Compounds (GC/MS)

Matrix: Solid **Prep Type: Total/NA**

		Percent Surrogate Recovery (Acceptance Limits)					
		NBZ	PHL	TPHd14	TBP	FBP	2FP
Lab Sample ID	Client Sample ID	(53-120)	(54-120)	(65-121)	(54-120)	(60-120)	(52-120)
480-147726-1	LBA-SB2	83	81	109	107	93	76
480-147726-2	LBA-SB3	69	66	91	88	80	69
480-147726-3	LBA-SB4	83	79	112	104	91	76
480-147726-4	BLIND DUPLICATE-01	85	80	109	108	96	76
LCS 480-454744/2-A	Lab Control Sample	88	81	114	119	101	78
MB 480-454744/1-A	Method Blank	87	85	117	100	94	80

Surrogate Legend

NBZ = Nitrobenzene-d5 (Surr)
PHL = Phenol-d5 (Surr)
TPHd14 = p-Terphenyl-d14 (Surr)
TBP = 2,4,6-Tribromophenol (Surr)
FBP = 2-Fluorobiphenyl
2FP = 2-Fluorophenol (Surr)

Surrogate Summary

Client: LaBella Associates DPC
Project/Site: Webster CSD Willink Middle School

TestAmerica Job ID: 480-147726-1

Method: 8270D - Semivolatile Organic Compounds (GC/MS)

Matrix: Water **Prep Type: Total/NA**

		Percent Surrogate Recovery (Acceptance Limits)					
		NBZ	PHL	TPHd14	TBP	FBP	2FP
Lab Sample ID	Client Sample ID	(46-120)	(22-120)	(59-136)	(41-120)	(48-120)	(35-120)
480-147726-5	MW-1	106	63	99	117	122 X	69
480-147726-8	BLIND DUPLICATE-02	106	58	105	120	114	75
LCS 480-454847/2-A	Lab Control Sample	93	59	116	130 X	97	76
MB 480-454847/1-A	Method Blank	83	53	115	99	97	67

Surrogate Legend

NBZ = Nitrobenzene-d5 (Surr)
PHL = Phenol-d5 (Surr)
TPHd14 = p-Terphenyl-d14 (Surr)
TBP = 2,4,6-Tribromophenol (Surr)
FBP = 2-Fluorobiphenyl
2FP = 2-Fluorophenol (Surr)

Method: 8015D - Glycols- Direct Injection (GC/FID)

Matrix: Water **Prep Type: Total/NA**

		Percent Surrogate Recovery (Acceptance Limits)
		14BD
Lab Sample ID	Client Sample ID	(66-130)
480-147726-5	MW-1	74
480-147726-8	BLIND DUPLICATE-02	83
LCS 480-454708/2-A	Lab Control Sample	101
LCSD 480-454708/3-A	Lab Control Sample Dup	100
MB 480-454708/1-A	Method Blank	97

Surrogate Legend

14BD = 1,4-Butanediol

Method: 8081B - Organochlorine Pesticides (GC)

Matrix: Solid **Prep Type: Total/NA**

		Percent Surrogate Recovery (Acceptance Limits)			
		DCBP1	DCBP2	TCX1	TCX2
Lab Sample ID	Client Sample ID	(45-120)	(45-120)	(30-124)	(30-124)
480-147726-1	LBA-SB2	89	137 X	72	54
480-147726-2	LBA-SB3	93	280 X	77	61
480-147726-2 MS	LBA-SB3	110	312 X	77	60
480-147726-2 MSD	LBA-SB3	128 X	219 X	81	59
480-147726-3	LBA-SB4	84	127 X	80	68
480-147726-4	BLIND DUPLICATE-01	87	210 X	83	50
LCS 480-454747/2-A	Lab Control Sample	101	106	73	56
MB 480-454747/1-A	Method Blank	97	115	88	54

Surrogate Legend

DCBP = DCB Decachlorobiphenyl
TCX = Tetrachloro-m-xylene

Surrogate Summary

Client: LaBella Associates DPC
Project/Site: Webster CSD Willink Middle School

TestAmerica Job ID: 480-147726-1

Method: 8081B - Organochlorine Pesticides (GC)

Matrix: Water **Prep Type: Total/NA**

		Percent Surrogate Recovery (Acceptance Limits)			
		DCBP1	DCBP2	TCX1	TCX2
Lab Sample ID	Client Sample ID	(20-120)	(20-120)	(44-120)	(44-120)
480-147726-5	MW-1	30	28	83	62
480-147726-8	BLIND DUPLICATE-02	26	27	73	57
LCS 480-454745/2-A	Lab Control Sample	38	48	75	78
LCSD 480-454745/3-A	Lab Control Sample Dup	27	34	68	64
MB 480-454745/1-A	Method Blank	57	63	85	76

Surrogate Legend

DCBP = DCB Decachlorobiphenyl

TCX = Tetrachloro-m-xylene

Method: 8082A - Polychlorinated Biphenyls (PCBs) by Gas Chromatography

Matrix: Solid **Prep Type: Total/NA**

		Percent Surrogate Recovery (Acceptance Limits)			
		TCX1	TCX2	DCBP1	DCBP2
Lab Sample ID	Client Sample ID	(60-154)	(60-154)	(65-174)	(65-174)
480-147726-1	LBA-SB2	87	73	69	69
480-147726-1 MS	LBA-SB2	106	79	80	78
480-147726-1 MSD	LBA-SB2	121	91	90	89
480-147726-2	LBA-SB3	84	62	69	64 X
480-147726-3	LBA-SB4	92	72	79	77
480-147726-4	BLIND DUPLICATE-01	72	58 X	57 X	56 X
LCS 480-454848/2-A	Lab Control Sample	132	103	106	106
MB 480-454848/1-A	Method Blank	107	84	85	85

Surrogate Legend

TCX = Tetrachloro-m-xylene

DCBP = DCB Decachlorobiphenyl

Method: 8082A - Polychlorinated Biphenyls (PCBs) by Gas Chromatography

Matrix: Water **Prep Type: Total/NA**

		Percent Surrogate Recovery (Acceptance Limits)			
		TCX1	TCX2	DCBP1	DCBP2
Lab Sample ID	Client Sample ID	(39-121)	(39-121)	(19-120)	(19-120)
480-147726-5	MW-1	55	57	0 X	0 X
480-147726-8	BLIND DUPLICATE-02	58	61	3 X	13 X
LCS 480-454749/2-A	Lab Control Sample	60	53	21	34
LCSD 480-454749/3-A	Lab Control Sample Dup	65	62	16 X	28
MB 480-454749/1-A	Method Blank	55	57	38	56

Surrogate Legend

TCX = Tetrachloro-m-xylene

DCBP = DCB Decachlorobiphenyl

Isotope Dilution Summary

Client: LaBella Associates DPC
Project/Site: Webster CSD Willink Middle School

TestAmerica Job ID: 480-147726-1

Method: 8270D SIM ID - Semivolatile Organic Compounds (GC/MS SIM / Isotope Dilution)

Matrix: Water **Prep Type: Total/NA**

		Percent Isotope Dilution Recovery (Acceptance Limits)							
		DXE							
Lab Sample ID	Client Sample ID	(15-110)							
480-147726-5	MW-1	26							
480-147726-8	BLIND DUPLICATE-02	28							
LCS 480-454860/2-A	Lab Control Sample	28							
LCSD 480-454860/3-A	Lab Control Sample Dup	27							
MB 480-454860/1-A	Method Blank	28							

Surrogate Legend

DXE = 1,4-Dioxane-d8

Method: 537 (modified) - Fluorinated Alkyl Substances

Matrix: Water **Prep Type: Total/NA**

		Percent Isotope Dilution Recovery (Acceptance Limits)							
		PFHxS	PFHpA	PFOA	PFOS	PFNA	PFBA	PFHxA	PFDA
Lab Sample ID	Client Sample ID	(50-150)	(50-150)	(50-150)	(50-150)	(50-150)	(25-150)	(50-150)	(50-150)
480-147726-5	MW-1	108	82	95	78	108	26	58	90
480-147726-6	ERB-01	119	117	117	101	116	93	121	112
480-147726-7	FIELD BLANK-01	108	105	112	88	100	83	108	93
480-147726-8	BLIND DUPLICATE-02	109	81	102	93	122	27	58	107
LCS 200-139135/2-A	Lab Control Sample	128	113	119	109	121	105	125	119
LCSD 200-139135/3-A	Lab Control Sample Dup	114	102	102	97	101	95	115	103
MB 200-139135/1-A	Method Blank	108	105	105	95	108	85	110	101

		Percent Isotope Dilution Recovery (Acceptance Limits)							
		PFUnA	PFDoA	PFOSA	PFPeA	PFTDA	I-NMeFOSA	5-NEtFOSA	M262FTS
Lab Sample ID	Client Sample ID	(50-150)	(50-150)	(25-150)	(25-150)	(50-150)	(50-150)	(50-150)	(25-150)
480-147726-5	MW-1	71	63	43	44	22 *	65	72	205 *
480-147726-6	ERB-01	116	104	71	124	103	93	100	157 *
480-147726-7	FIELD BLANK-01	101	95	54	115	88	79	93	232 *
480-147726-8	BLIND DUPLICATE-02	101	87	42	41	20 *	72	89	244 *
LCS 200-139135/2-A	Lab Control Sample	117	111	71	104	110	102	111	157 *
LCSD 200-139135/3-A	Lab Control Sample Dup	106	93	63	115	89	84	98	144
MB 200-139135/1-A	Method Blank	109	99	58	110	92	85	95	147

		Percent Isotope Dilution Recovery (Acceptance Limits)	
		M282FTS	13C3-PFBS
Lab Sample ID	Client Sample ID	(25-150)	(50-150)
480-147726-5	MW-1	121	67
480-147726-6	ERB-01	112	125
480-147726-7	FIELD BLANK-01	100	94
480-147726-8	BLIND DUPLICATE-02	144	70
LCS 200-139135/2-A	Lab Control Sample	134	120
LCSD 200-139135/3-A	Lab Control Sample Dup	114	113
MB 200-139135/1-A	Method Blank	114	107

Surrogate Legend

PFHxS = 18O2 PFHxS
PFHpA = 13C4 PFHpA
PFOA = 13C4 PFOA
PFOS = 13C4 PFOS
PFNA = 13C5 PFNA

Isotope Dilution Summary

Client: LaBella Associates DPC
Project/Site: Webster CSD Willink Middle School

TestAmerica Job ID: 480-147726-1

PFBA = 13C4 PFBA
PFHxA = 13C2 PFHxA
PFDA = 13C2 PFDA
PFUnA = 13C2 PFUnA
PFDoA = 13C2 PFDoA
PFOSA = 13C8 FOSA
PFPeA = 13C5 PFPeA
PFTDA = 13C2 PFTeDA
d3-NMeFOSAA = d3-NMeFOSAA
d5-NEtFOSAA = d5-NEtFOSAA
M262FTS = M2-6:2 FTS
M282FTS = M2-8:2 FTS
13C3-PFBS = 13C3 PFBS

Method: 8260C - Volatile Organic Compounds by GC/MS

Lab Sample ID: MB 480-454857/8
Matrix: Water
Analysis Batch: 454857

Client Sample ID: Method Blank
Prep Type: Total/NA

Analyte	MB Result	MB Qualifier	RL	MDL	Unit	D	Prepared	Analyzed	Dil Fac
1,1,1-Trichloroethane	ND		1.0	0.82	ug/L			01/14/19 11:04	1
1,1,2,2-Tetrachloroethane	ND		1.0	0.21	ug/L			01/14/19 11:04	1
1,1,2-Trichloroethane	ND		1.0	0.23	ug/L			01/14/19 11:04	1
1,1,2-Trichloro-1,2,2-trifluoroethane	ND		1.0	0.31	ug/L			01/14/19 11:04	1
1,1-Dichloroethane	ND		1.0	0.38	ug/L			01/14/19 11:04	1
1,1-Dichloroethene	ND		1.0	0.29	ug/L			01/14/19 11:04	1
1,2,4-Trichlorobenzene	ND		1.0	0.41	ug/L			01/14/19 11:04	1
1,2-Dibromo-3-Chloropropane	ND		1.0	0.39	ug/L			01/14/19 11:04	1
1,2-Dichlorobenzene	ND		1.0	0.79	ug/L			01/14/19 11:04	1
1,2-Dichloroethane	ND		1.0	0.21	ug/L			01/14/19 11:04	1
1,2-Dichloropropane	ND		1.0	0.72	ug/L			01/14/19 11:04	1
1,3-Dichlorobenzene	ND		1.0	0.78	ug/L			01/14/19 11:04	1
1,4-Dichlorobenzene	ND		1.0	0.84	ug/L			01/14/19 11:04	1
2-Butanone (MEK)	ND		10	1.3	ug/L			01/14/19 11:04	1
2-Hexanone	ND		5.0	1.2	ug/L			01/14/19 11:04	1
4-Methyl-2-pentanone (MIBK)	ND		5.0	2.1	ug/L			01/14/19 11:04	1
Acetone	ND		10	3.0	ug/L			01/14/19 11:04	1
Benzene	ND		1.0	0.41	ug/L			01/14/19 11:04	1
Bromodichloromethane	ND		1.0	0.39	ug/L			01/14/19 11:04	1
Bromoform	ND		1.0	0.26	ug/L			01/14/19 11:04	1
Bromomethane	ND		1.0	0.69	ug/L			01/14/19 11:04	1
Carbon disulfide	ND		1.0	0.19	ug/L			01/14/19 11:04	1
Carbon tetrachloride	ND		1.0	0.27	ug/L			01/14/19 11:04	1
Chlorobenzene	ND		1.0	0.75	ug/L			01/14/19 11:04	1
Dibromochloromethane	ND		1.0	0.32	ug/L			01/14/19 11:04	1
Chloroethane	ND		1.0	0.32	ug/L			01/14/19 11:04	1
Chloroform	ND		1.0	0.34	ug/L			01/14/19 11:04	1
Chloromethane	ND		1.0	0.35	ug/L			01/14/19 11:04	1
cis-1,2-Dichloroethene	ND		1.0	0.81	ug/L			01/14/19 11:04	1
cis-1,3-Dichloropropene	ND		1.0	0.36	ug/L			01/14/19 11:04	1
Cyclohexane	ND		1.0	0.18	ug/L			01/14/19 11:04	1
Dichlorodifluoromethane	ND		1.0	0.68	ug/L			01/14/19 11:04	1
Ethylbenzene	ND		1.0	0.74	ug/L			01/14/19 11:04	1
1,2-Dibromoethane	ND		1.0	0.73	ug/L			01/14/19 11:04	1
Isopropylbenzene	ND		1.0	0.79	ug/L			01/14/19 11:04	1
Methyl acetate	ND		2.5	1.3	ug/L			01/14/19 11:04	1
Methyl tert-butyl ether	ND		1.0	0.16	ug/L			01/14/19 11:04	1
Methylcyclohexane	ND		1.0	0.16	ug/L			01/14/19 11:04	1
Methylene Chloride	ND		1.0	0.44	ug/L			01/14/19 11:04	1
Styrene	ND		1.0	0.73	ug/L			01/14/19 11:04	1
Tetrachloroethene	ND		1.0	0.36	ug/L			01/14/19 11:04	1
Toluene	ND		1.0	0.51	ug/L			01/14/19 11:04	1
trans-1,2-Dichloroethene	ND		1.0	0.90	ug/L			01/14/19 11:04	1
trans-1,3-Dichloropropene	ND		1.0	0.37	ug/L			01/14/19 11:04	1
Trichloroethene	ND		1.0	0.46	ug/L			01/14/19 11:04	1
Trichlorofluoromethane	ND		1.0	0.88	ug/L			01/14/19 11:04	1
Vinyl chloride	ND		1.0	0.90	ug/L			01/14/19 11:04	1
Xylenes, Total	ND		2.0	0.66	ug/L			01/14/19 11:04	1

Surrogate	MB %Recovery	MB Qualifier	Limits	Prepared	Analyzed	Dil Fac
Toluene-d8 (Surr)	100		80 - 120		01/14/19 11:04	1
1,2-Dichloroethane-d4 (Surr)	108		77 - 120		01/14/19 11:04	1
4-Bromofluorobenzene (Surr)	103		73 - 120		01/14/19 11:04	1
Dibromofluoromethane (Surr)	104		75 - 123		01/14/19 11:04	1

Lab Sample ID: LCS 480-454857/5
Matrix: Water
Analysis Batch: 454857

Client Sample ID: Lab Control Sample
Prep Type: Total/NA

Analyte	Spike Added	LCS Result	LCS Qualifier	Unit	D	%Rec	%Rec. Limits
1,1,1-Trichloroethane	25.0	25.2		ug/L		101	73 - 126
1,1,2,2-Tetrachloroethane	25.0	22.4		ug/L		90	76 - 120
1,1,2-Trichloroethane	25.0	22.7		ug/L		91	76 - 122
1,1,2-Trichloro-1,2,2-trifluoroethane	25.0	21.6		ug/L		86	61 - 148
1,1-Dichloroethane	25.0	23.0		ug/L		92	77 - 120
1,1-Dichloroethene	25.0	21.6		ug/L		87	66 - 127
1,2,4-Trichlorobenzene	25.0	21.4		ug/L		86	79 - 122
1,2-Dibromo-3-Chloropropane	25.0	25.3		ug/L		101	56 - 134
1,2-Dichlorobenzene	25.0	23.3		ug/L		93	80 - 124
1,2-Dichloroethane	25.0	23.5		ug/L		94	75 - 120
1,2-Dichloropropane	25.0	23.7		ug/L		95	76 - 120
1,3-Dichlorobenzene	25.0	23.5		ug/L		94	77 - 120
1,4-Dichlorobenzene	25.0	23.3		ug/L		93	80 - 120
2-Butanone (MEK)	125	113		ug/L		90	57 - 140
2-Hexanone	125	118		ug/L		94	65 - 127
4-Methyl-2-pentanone (MIBK)	125	118		ug/L		94	71 - 125
Acetone	125	113		ug/L		91	56 - 142
Benzene	25.0	22.9		ug/L		92	71 - 124
Bromodichloromethane	25.0	26.3		ug/L		105	80 - 122
Bromoform	25.0	30.0		ug/L		120	61 - 132
Bromomethane	25.0	26.5		ug/L		106	55 - 144
Carbon disulfide	25.0	21.6		ug/L		86	59 - 134
Carbon tetrachloride	25.0	25.6		ug/L		102	72 - 134
Chlorobenzene	25.0	23.6		ug/L		94	80 - 120
Dibromochloromethane	25.0	26.6		ug/L		107	75 - 125
Chloroethane	25.0	24.4		ug/L		97	69 - 136
Chloroform	25.0	23.1		ug/L		92	73 - 127
Chloromethane	25.0	27.1		ug/L		108	68 - 124
cis-1,2-Dichloroethene	25.0	22.8		ug/L		91	74 - 124
cis-1,3-Dichloropropene	25.0	23.9		ug/L		96	74 - 124
Cyclohexane	25.0	22.6		ug/L		91	59 - 135
Dichlorodifluoromethane	25.0	29.0		ug/L		116	59 - 135
Ethylbenzene	25.0	22.9		ug/L		92	77 - 123
1,2-Dibromoethane	25.0	23.0		ug/L		92	77 - 120
Isopropylbenzene	25.0	22.4		ug/L		90	77 - 122
Methyl acetate	50.0	44.6		ug/L		89	74 - 133
Methyl tert-butyl ether	25.0	23.3		ug/L		93	77 - 120
Methylcyclohexane	25.0	22.4		ug/L		90	68 - 134
Methylene Chloride	25.0	24.4		ug/L		98	75 - 124
Styrene	25.0	23.9		ug/L		95	80 - 120
Tetrachloroethene	25.0	22.4		ug/L		89	74 - 122
Toluene	25.0	21.9		ug/L		88	80 - 122
trans-1,2-Dichloroethene	25.0	22.4		ug/L		90	73 - 127

Method: 8260C - Volatile Organic Compounds by GC/MS (Continued)

Lab Sample ID: LCS 480-454857/5
Matrix: Water
Analysis Batch: 454857

Client Sample ID: Lab Control Sample
Prep Type: Total/NA

Analyte	Spike Added	LCS Result	LCS Qualifier	Unit	D	%Rec	%Rec. Limits
trans-1,3-Dichloropropene	25.0	25.3		ug/L		101	80 - 120
Trichloroethene	25.0	22.4		ug/L		90	74 - 123
Trichlorofluoromethane	25.0	24.9		ug/L		100	62 - 150
Vinyl chloride	25.0	25.9		ug/L		104	65 - 133

Surrogate	*LCS %Recovery*	*LCS Qualifier*	*Limits*
Toluene-d8 (Surr)	*101*		*80 - 120*
1,2-Dichloroethane-d4 (Surr)	*105*		*77 - 120*
4-Bromofluorobenzene (Surr)	*106*		*73 - 120*
Dibromofluoromethane (Surr)	*102*		*75 - 123*

Lab Sample ID: MB 480-455234/2-A
Matrix: Solid
Analysis Batch: 455237

Client Sample ID: Method Blank
Prep Type: Total/NA
Prep Batch: 455234

Analyte	MB Result	MB Qualifier	RL	MDL	Unit	D	Prepared	Analyzed	Dil Fac
1,1,1-Trichloroethane	ND		5.0	0.36	ug/Kg		01/16/19 08:33	01/16/19 11:10	1
1,1,2,2-Tetrachloroethane	ND		5.0	0.81	ug/Kg		01/16/19 08:33	01/16/19 11:10	1
1,1,2-Trichloroethane	ND		5.0	0.65	ug/Kg		01/16/19 08:33	01/16/19 11:10	1
1,1,2-Trichloro-1,2,2-trifluoroethane	ND		5.0	1.1	ug/Kg		01/16/19 08:33	01/16/19 11:10	1
1,1-Dichloroethane	ND		5.0	0.61	ug/Kg		01/16/19 08:33	01/16/19 11:10	1
1,1-Dichloroethene	ND		5.0	0.61	ug/Kg		01/16/19 08:33	01/16/19 11:10	1
1,2,4-Trichlorobenzene	ND		5.0	0.30	ug/Kg		01/16/19 08:33	01/16/19 11:10	1
1,2-Dibromo-3-Chloropropane	ND		5.0	2.5	ug/Kg		01/16/19 08:33	01/16/19 11:10	1
1,2-Dichlorobenzene	ND		5.0	0.39	ug/Kg		01/16/19 08:33	01/16/19 11:10	1
1,2-Dichloroethane	ND		5.0	0.25	ug/Kg		01/16/19 08:33	01/16/19 11:10	1
1,2-Dichloropropane	ND		5.0	2.5	ug/Kg		01/16/19 08:33	01/16/19 11:10	1
1,3-Dichlorobenzene	ND		5.0	0.26	ug/Kg		01/16/19 08:33	01/16/19 11:10	1
1,4-Dichlorobenzene	ND		5.0	0.70	ug/Kg		01/16/19 08:33	01/16/19 11:10	1
2-Butanone (MEK)	ND		25	1.8	ug/Kg		01/16/19 08:33	01/16/19 11:10	1
2-Hexanone	ND		25	2.5	ug/Kg		01/16/19 08:33	01/16/19 11:10	1
4-Methyl-2-pentanone (MIBK)	ND		25	1.6	ug/Kg		01/16/19 08:33	01/16/19 11:10	1
Acetone	ND		25	4.2	ug/Kg		01/16/19 08:33	01/16/19 11:10	1
Benzene	ND		5.0	0.25	ug/Kg		01/16/19 08:33	01/16/19 11:10	1
Bromodichloromethane	ND		5.0	0.67	ug/Kg		01/16/19 08:33	01/16/19 11:10	1
Bromoform	ND		5.0	2.5	ug/Kg		01/16/19 08:33	01/16/19 11:10	1
Bromomethane	ND		5.0	0.45	ug/Kg		01/16/19 08:33	01/16/19 11:10	1
Carbon disulfide	ND		5.0	2.5	ug/Kg		01/16/19 08:33	01/16/19 11:10	1
Carbon tetrachloride	ND		5.0	0.48	ug/Kg		01/16/19 08:33	01/16/19 11:10	1
Chlorobenzene	ND		5.0	0.66	ug/Kg		01/16/19 08:33	01/16/19 11:10	1
Dibromochloromethane	ND		5.0	0.64	ug/Kg		01/16/19 08:33	01/16/19 11:10	1
Chloroethane	ND		5.0	1.1	ug/Kg		01/16/19 08:33	01/16/19 11:10	1
Chloroform	ND		5.0	0.31	ug/Kg		01/16/19 08:33	01/16/19 11:10	1
Chloromethane	ND		5.0	0.30	ug/Kg		01/16/19 08:33	01/16/19 11:10	1
cis-1,2-Dichloroethene	ND		5.0	0.64	ug/Kg		01/16/19 08:33	01/16/19 11:10	1
cis-1,3-Dichloropropene	ND		5.0	0.72	ug/Kg		01/16/19 08:33	01/16/19 11:10	1
Cyclohexane	ND		5.0	0.70	ug/Kg		01/16/19 08:33	01/16/19 11:10	1
Dichlorodifluoromethane	ND		5.0	0.41	ug/Kg		01/16/19 08:33	01/16/19 11:10	1

Method: 8260C - Volatile Organic Compounds by GC/MS (Continued)

Lab Sample ID: MB 480-455234/2-A
Matrix: Solid
Analysis Batch: 455237

Client Sample ID: Method Blank
Prep Type: Total/NA
Prep Batch: 455234

Analyte	MB Result	MB Qualifier	RL	MDL	Unit	D	Prepared	Analyzed	Dil Fac
Ethylbenzene	ND		5.0	0.35	ug/Kg		01/16/19 08:33	01/16/19 11:10	1
1,2-Dibromoethane	ND		5.0	0.64	ug/Kg		01/16/19 08:33	01/16/19 11:10	1
Isopropylbenzene	ND		5.0	0.75	ug/Kg		01/16/19 08:33	01/16/19 11:10	1
Methyl acetate	ND		25	3.0	ug/Kg		01/16/19 08:33	01/16/19 11:10	1
Methyl tert-butyl ether	ND		5.0	0.49	ug/Kg		01/16/19 08:33	01/16/19 11:10	1
Methylcyclohexane	ND		5.0	0.76	ug/Kg		01/16/19 08:33	01/16/19 11:10	1
Methylene Chloride	ND		5.0	2.3	ug/Kg		01/16/19 08:33	01/16/19 11:10	1
Styrene	ND		5.0	0.25	ug/Kg		01/16/19 08:33	01/16/19 11:10	1
Tetrachloroethene	ND		5.0	0.67	ug/Kg		01/16/19 08:33	01/16/19 11:10	1
Toluene	ND		5.0	0.38	ug/Kg		01/16/19 08:33	01/16/19 11:10	1
trans-1,2-Dichloroethene	ND		5.0	0.52	ug/Kg		01/16/19 08:33	01/16/19 11:10	1
trans-1,3-Dichloropropene	ND		5.0	2.2	ug/Kg		01/16/19 08:33	01/16/19 11:10	1
Trichloroethene	ND		5.0	1.1	ug/Kg		01/16/19 08:33	01/16/19 11:10	1
Trichlorofluoromethane	ND		5.0	0.47	ug/Kg		01/16/19 08:33	01/16/19 11:10	1
Vinyl chloride	ND		5.0	0.61	ug/Kg		01/16/19 08:33	01/16/19 11:10	1
Xylenes, Total	ND		10	0.84	ug/Kg		01/16/19 08:33	01/16/19 11:10	1

Surrogate	*MB %Recovery*	*MB Qualifier*	*Limits*	*Prepared*	*Analyzed*	*Dil Fac*
Toluene-d8 (Surr)	*101*		*71 - 125*	*01/16/19 08:33*	*01/16/19 11:10*	*1*
1,2-Dichloroethane-d4 (Surr)	*103*		*64 - 126*	*01/16/19 08:33*	*01/16/19 11:10*	*1*
4-Bromofluorobenzene (Surr)	*98*		*72 - 126*	*01/16/19 08:33*	*01/16/19 11:10*	*1*
Dibromofluoromethane (Surr)	*99*		*60 - 140*	*01/16/19 08:33*	*01/16/19 11:10*	*1*

Lab Sample ID: LCS 480-455234/1-A
Matrix: Solid
Analysis Batch: 455237

Client Sample ID: Lab Control Sample
Prep Type: Total/NA
Prep Batch: 455234

Analyte	Spike Added	LCS Result	LCS Qualifier	Unit	D	%Rec	%Rec. Limits
1,1,1-Trichloroethane	50.0	48.2		ug/Kg		96	77 - 121
1,1,2,2-Tetrachloroethane	50.0	47.8		ug/Kg		96	80 - 120
1,1,2-Trichloroethane	50.0	47.8		ug/Kg		96	78 - 122
1,1,2-Trichloro-1,2,2-trifluoroetha ne	50.0	47.8		ug/Kg		96	60 - 140
1,1-Dichloroethane	50.0	48.4		ug/Kg		97	73 - 126
1,1-Dichloroethene	50.0	46.9		ug/Kg		94	59 - 125
1,2,4-Trichlorobenzene	50.0	46.3		ug/Kg		93	64 - 120
1,2-Dibromo-3-Chloropropane	50.0	47.3		ug/Kg		95	63 - 124
1,2-Dichlorobenzene	50.0	46.9		ug/Kg		94	75 - 120
1,2-Dichloroethane	50.0	50.1		ug/Kg		100	77 - 122
1,2-Dichloropropane	50.0	48.0		ug/Kg		96	75 - 124
1,3-Dichlorobenzene	50.0	47.1		ug/Kg		94	74 - 120
1,4-Dichlorobenzene	50.0	46.8		ug/Kg		94	73 - 120
2-Butanone (MEK)	250	267		ug/Kg		107	70 - 134
2-Hexanone	250	259		ug/Kg		104	59 - 130
4-Methyl-2-pentanone (MIBK)	250	254		ug/Kg		102	65 - 133
Acetone	250	276		ug/Kg		111	61 - 137
Benzene	50.0	48.1		ug/Kg		96	79 - 127
Bromodichloromethane	50.0	48.8		ug/Kg		98	80 - 122

Method: 8260C - Volatile Organic Compounds by GC/MS (Continued)

Lab Sample ID: LCS 480-455234/1-A
Matrix: Solid
Analysis Batch: 455237

Client Sample ID: Lab Control Sample
Prep Type: Total/NA
Prep Batch: 455234

Analyte	Spike Added	LCS Result	LCS Qualifier	Unit	D	%Rec	%Rec. Limits
Bromoform	50.0	50.1		ug/Kg		100	68 - 126
Bromomethane	50.0	54.9		ug/Kg		110	37 - 149
Carbon disulfide	50.0	47.9		ug/Kg		96	64 - 131
Carbon tetrachloride	50.0	49.1		ug/Kg		98	75 - 135
Chlorobenzene	50.0	46.8		ug/Kg		94	76 - 124
Dibromochloromethane	50.0	49.3		ug/Kg		99	76 - 125
Chloroethane	50.0	53.4		ug/Kg		107	69 - 135
Chloroform	50.0	48.6		ug/Kg		97	80 - 120
Chloromethane	50.0	50.7		ug/Kg		101	63 - 127
cis-1,2-Dichloroethene	50.0	47.6		ug/Kg		95	81 - 120
cis-1,3-Dichloropropene	50.0	48.3		ug/Kg		97	80 - 120
Cyclohexane	50.0	46.7		ug/Kg		93	65 - 120
Dichlorodifluoromethane	50.0	45.4		ug/Kg		91	57 - 142
Ethylbenzene	50.0	46.9		ug/Kg		94	80 - 120
1,2-Dibromoethane	50.0	48.4		ug/Kg		97	78 - 120
Isopropylbenzene	50.0	46.0		ug/Kg		92	72 - 120
Methyl acetate	100	102		ug/Kg		102	55 - 136
Methyl tert-butyl ether	50.0	50.0		ug/Kg		100	63 - 125
Methylcyclohexane	50.0	46.7		ug/Kg		93	60 - 140
Methylene Chloride	50.0	43.9		ug/Kg		88	61 - 127
Styrene	50.0	46.2		ug/Kg		92	80 - 120
Tetrachloroethene	50.0	46.5		ug/Kg		93	74 - 122
Toluene	50.0	46.6		ug/Kg		93	74 - 128
trans-1,2-Dichloroethene	50.0	47.6		ug/Kg		95	78 - 126
trans-1,3-Dichloropropene	50.0	48.3		ug/Kg		97	73 - 123
Trichloroethene	50.0	47.2		ug/Kg		94	77 - 129
Trichlorofluoromethane	50.0	51.3		ug/Kg		103	65 - 146
Vinyl chloride	50.0	51.7		ug/Kg		103	61 - 133

Surrogate	*LCS %Recovery*	*LCS Qualifier*	*Limits*
Toluene-d8 (Surr)	*100*		*71 - 125*
1,2-Dichloroethane-d4 (Surr)	*105*		*64 - 126*
4-Bromofluorobenzene (Surr)	*101*		*72 - 126*
Dibromofluoromethane (Surr)	*102*		*60 - 140*

Method: 8270D - Semivolatile Organic Compounds (GC/MS)

Lab Sample ID: MB 480-454744/1-A
Matrix: Solid
Analysis Batch: 455117

Client Sample ID: Method Blank
Prep Type: Total/NA
Prep Batch: 454744

Analyte	MB Result	MB Qualifier	RL	MDL	Unit	D	Prepared	Analyzed	Dil Fac
Biphenyl	ND		170	25	ug/Kg		01/11/19 14:15	01/15/19 15:50	1
bis (2-chloroisopropyl) ether	ND		170	34	ug/Kg		01/11/19 14:15	01/15/19 15:50	1
2,4,5-Trichlorophenol	ND		170	46	ug/Kg		01/11/19 14:15	01/15/19 15:50	1
2,4,6-Trichlorophenol	ND		170	34	ug/Kg		01/11/19 14:15	01/15/19 15:50	1
2,4-Dichlorophenol	ND		170	18	ug/Kg		01/11/19 14:15	01/15/19 15:50	1
2,4-Dimethylphenol	ND		170	41	ug/Kg		01/11/19 14:15	01/15/19 15:50	1

Method: 8270D - Semivolatile Organic Compounds (GC/MS) (Continued)

Lab Sample ID: MB 480-454744/1-A
Matrix: Solid
Analysis Batch: 455117

Client Sample ID: Method Blank
Prep Type: Total/NA
Prep Batch: 454744

Analyte	MB Result	MB Qualifier	RL	MDL	Unit	D	Prepared	Analyzed	Dil Fac
2,4-Dinitrophenol	ND		1600	780	ug/Kg		01/11/19 14:15	01/15/19 15:50	1
2,4-Dinitrotoluene	ND		170	35	ug/Kg		01/11/19 14:15	01/15/19 15:50	1
2,6-Dinitrotoluene	ND		170	20	ug/Kg		01/11/19 14:15	01/15/19 15:50	1
2-Chloronaphthalene	ND		170	28	ug/Kg		01/11/19 14:15	01/15/19 15:50	1
2-Chlorophenol	ND		170	31	ug/Kg		01/11/19 14:15	01/15/19 15:50	1
2-Methylphenol	ND		170	20	ug/Kg		01/11/19 14:15	01/15/19 15:50	1
2-Methylnaphthalene	ND		170	34	ug/Kg		01/11/19 14:15	01/15/19 15:50	1
2-Nitroaniline	ND		330	25	ug/Kg		01/11/19 14:15	01/15/19 15:50	1
2-Nitrophenol	ND		170	48	ug/Kg		01/11/19 14:15	01/15/19 15:50	1
3,3'-Dichlorobenzidine	ND		330	200	ug/Kg		01/11/19 14:15	01/15/19 15:50	1
3-Nitroaniline	ND		330	47	ug/Kg		01/11/19 14:15	01/15/19 15:50	1
4,6-Dinitro-2-methylphenol	ND		330	170	ug/Kg		01/11/19 14:15	01/15/19 15:50	1
4-Bromophenyl phenyl ether	ND		170	24	ug/Kg		01/11/19 14:15	01/15/19 15:50	1
4-Chloro-3-methylphenol	ND		170	42	ug/Kg		01/11/19 14:15	01/15/19 15:50	1
4-Chloroaniline	ND		170	42	ug/Kg		01/11/19 14:15	01/15/19 15:50	1
4-Chlorophenyl phenyl ether	ND		170	21	ug/Kg		01/11/19 14:15	01/15/19 15:50	1
4-Methylphenol	ND		330	20	ug/Kg		01/11/19 14:15	01/15/19 15:50	1
4-Nitroaniline	ND		330	88	ug/Kg		01/11/19 14:15	01/15/19 15:50	1
4-Nitrophenol	ND		330	120	ug/Kg		01/11/19 14:15	01/15/19 15:50	1
Acenaphthene	ND		170	25	ug/Kg		01/11/19 14:15	01/15/19 15:50	1
Acenaphthylene	ND		170	22	ug/Kg		01/11/19 14:15	01/15/19 15:50	1
Acetophenone	ND		170	23	ug/Kg		01/11/19 14:15	01/15/19 15:50	1
Anthracene	ND		170	42	ug/Kg		01/11/19 14:15	01/15/19 15:50	1
Atrazine	ND		170	59	ug/Kg		01/11/19 14:15	01/15/19 15:50	1
Benzaldehyde	ND		170	130	ug/Kg		01/11/19 14:15	01/15/19 15:50	1
Benzo[a]anthracene	ND		170	17	ug/Kg		01/11/19 14:15	01/15/19 15:50	1
Benzo[a]pyrene	ND		170	25	ug/Kg		01/11/19 14:15	01/15/19 15:50	1
Benzo[b]fluoranthene	ND		170	27	ug/Kg		01/11/19 14:15	01/15/19 15:50	1
Benzo[g,h,i]perylene	ND		170	18	ug/Kg		01/11/19 14:15	01/15/19 15:50	1
Benzo[k]fluoranthene	ND		170	22	ug/Kg		01/11/19 14:15	01/15/19 15:50	1
Bis(2-chloroethoxy)methane	ND		170	36	ug/Kg		01/11/19 14:15	01/15/19 15:50	1
Bis(2-chloroethyl)ether	ND		170	22	ug/Kg		01/11/19 14:15	01/15/19 15:50	1
Bis(2-ethylhexyl) phthalate	ND		170	58	ug/Kg		01/11/19 14:15	01/15/19 15:50	1
Butyl benzyl phthalate	ND		170	28	ug/Kg		01/11/19 14:15	01/15/19 15:50	1
Caprolactam	ND		170	51	ug/Kg		01/11/19 14:15	01/15/19 15:50	1
Carbazole	ND		170	20	ug/Kg		01/11/19 14:15	01/15/19 15:50	1
Chrysene	ND		170	38	ug/Kg		01/11/19 14:15	01/15/19 15:50	1
Dibenz(a,h)anthracene	ND		170	30	ug/Kg		01/11/19 14:15	01/15/19 15:50	1
Di-n-butyl phthalate	ND		170	29	ug/Kg		01/11/19 14:15	01/15/19 15:50	1
Di-n-octyl phthalate	ND		170	20	ug/Kg		01/11/19 14:15	01/15/19 15:50	1
Dibenzofuran	ND		170	20	ug/Kg		01/11/19 14:15	01/15/19 15:50	1
Diethyl phthalate	ND		170	22	ug/Kg		01/11/19 14:15	01/15/19 15:50	1
Dimethyl phthalate	ND		170	20	ug/Kg		01/11/19 14:15	01/15/19 15:50	1
Fluoranthene	ND		170	18	ug/Kg		01/11/19 14:15	01/15/19 15:50	1
Fluorene	ND		170	20	ug/Kg		01/11/19 14:15	01/15/19 15:50	1
Hexachlorobenzene	ND		170	23	ug/Kg		01/11/19 14:15	01/15/19 15:50	1
Hexachlorobutadiene	ND		170	25	ug/Kg		01/11/19 14:15	01/15/19 15:50	1
Hexachlorocyclopentadiene	ND		170	23	ug/Kg		01/11/19 14:15	01/15/19 15:50	1

Method: 8270D - Semivolatile Organic Compounds (GC/MS) (Continued)

Lab Sample ID: MB 480-454744/1-A
Matrix: Solid
Analysis Batch: 455117

Client Sample ID: Method Blank
Prep Type: Total/NA
Prep Batch: 454744

Analyte	MB Result	MB Qualifier	RL	MDL	Unit	D	Prepared	Analyzed	Dil Fac
Hexachloroethane	ND		170	22	ug/Kg		01/11/19 14:15	01/15/19 15:50	1
Indeno[1,2,3-cd]pyrene	ND		170	21	ug/Kg		01/11/19 14:15	01/15/19 15:50	1
Isophorone	ND		170	36	ug/Kg		01/11/19 14:15	01/15/19 15:50	1
N-Nitrosodi-n-propylamine	ND		170	29	ug/Kg		01/11/19 14:15	01/15/19 15:50	1
N-Nitrosodiphenylamine	ND		170	140	ug/Kg		01/11/19 14:15	01/15/19 15:50	1
Naphthalene	ND		170	22	ug/Kg		01/11/19 14:15	01/15/19 15:50	1
Nitrobenzene	ND		170	19	ug/Kg		01/11/19 14:15	01/15/19 15:50	1
Pentachlorophenol	ND		330	170	ug/Kg		01/11/19 14:15	01/15/19 15:50	1
Phenanthrene	ND		170	25	ug/Kg		01/11/19 14:15	01/15/19 15:50	1
Phenol	ND		170	26	ug/Kg		01/11/19 14:15	01/15/19 15:50	1
Pyrene	ND		170	20	ug/Kg		01/11/19 14:15	01/15/19 15:50	1

Surrogate	*MB %Recovery*	*MB Qualifier*	*Limits*	*Prepared*	*Analyzed*	*Dil Fac*
Nitrobenzene-d5 (Surr)	*87*		*53 - 120*	*01/11/19 14:15*	*01/15/19 15:50*	*1*
Phenol-d5 (Surr)	*85*		*54 - 120*	*01/11/19 14:15*	*01/15/19 15:50*	*1*
p-Terphenyl-d14 (Surr)	*117*		*65 - 121*	*01/11/19 14:15*	*01/15/19 15:50*	*1*
2,4,6-Tribromophenol (Surr)	*100*		*54 - 120*	*01/11/19 14:15*	*01/15/19 15:50*	*1*
2-Fluorobiphenyl	*94*		*60 - 120*	*01/11/19 14:15*	*01/15/19 15:50*	*1*
2-Fluorophenol (Surr)	*80*		*52 - 120*	*01/11/19 14:15*	*01/15/19 15:50*	*1*

Lab Sample ID: LCS 480-454744/2-A
Matrix: Solid
Analysis Batch: 455117

Client Sample ID: Lab Control Sample
Prep Type: Total/NA
Prep Batch: 454744

Analyte	Spike Added	LCS Result	LCS Qualifier	Unit	D	%Rec	%Rec. Limits
Biphenyl	1630	1590		ug/Kg		98	59 - 120
bis (2-chloroisopropyl) ether	1630	819		ug/Kg		50	44 - 120
2,4,5-Trichlorophenol	1630	1610		ug/Kg		99	59 - 126
2,4,6-Trichlorophenol	1630	1640		ug/Kg		101	59 - 123
2,4-Dichlorophenol	1630	1460		ug/Kg		90	61 - 120
2,4-Dimethylphenol	1630	1470		ug/Kg		90	59 - 120
2,4-Dinitrophenol	3250	2240		ug/Kg		69	41 - 146
2,4-Dinitrotoluene	1630	1530		ug/Kg		94	63 - 120
2,6-Dinitrotoluene	1630	1560		ug/Kg		96	66 - 120
2-Chloronaphthalene	1630	1550		ug/Kg		96	57 - 120
2-Chlorophenol	1630	1300		ug/Kg		80	53 - 120
2-Methylphenol	1630	1300		ug/Kg		80	54 - 120
2-Methylnaphthalene	1630	1500		ug/Kg		92	59 - 120
2-Nitroaniline	1630	1420		ug/Kg		87	61 - 120
2-Nitrophenol	1630	1480		ug/Kg		91	56 - 120
3,3'-Dichlorobenzidine	3250	2490		ug/Kg		76	54 - 120
3-Nitroaniline	1630	1060		ug/Kg		65	48 - 120
4,6-Dinitro-2-methylphenol	3250	3240		ug/Kg		100	49 - 122
4-Bromophenyl phenyl ether	1630	1710		ug/Kg		105	58 - 120
4-Chloro-3-methylphenol	1630	1460		ug/Kg		90	61 - 120
4-Chloroaniline	1630	980		ug/Kg		60	38 - 120
4-Chlorophenyl phenyl ether	1630	1580		ug/Kg		97	63 - 124
4-Methylphenol	1630	1320		ug/Kg		81	55 - 120

Method: 8270D - Semivolatile Organic Compounds (GC/MS) (Continued)

Lab Sample ID: LCS 480-454744/2-A
Matrix: Solid
Analysis Batch: 455117

Client Sample ID: Lab Control Sample
Prep Type: Total/NA
Prep Batch: 454744

Analyte	Spike Added	LCS Result	LCS Qualifier	Unit	D	%Rec	%Rec. Limits
4-Nitroaniline	1630	1420		ug/Kg		87	56 - 120
4-Nitrophenol	3250	3300		ug/Kg		101	43 - 147
Acenaphthene	1630	1530		ug/Kg		94	62 - 120
Acenaphthylene	1630	1630		ug/Kg		100	58 - 121
Acetophenone	1630	1350		ug/Kg		83	54 - 120
Anthracene	1630	1650		ug/Kg		101	62 - 120
Atrazine	3250	2950		ug/Kg		91	60 - 127
Benzaldehyde	3250	2050		ug/Kg		63	10 - 150
Benzo[a]anthracene	1630	1560		ug/Kg		96	65 - 120
Benzo[a]pyrene	1630	1690		ug/Kg		104	64 - 120
Benzo[b]fluoranthene	1630	1760		ug/Kg		108	64 - 120
Benzo[g,h,i]perylene	1630	1750		ug/Kg		107	45 - 145
Benzo[k]fluoranthene	1630	1590		ug/Kg		98	65 - 120
Bis(2-chloroethoxy)methane	1630	1360		ug/Kg		83	55 - 120
Bis(2-chloroethyl)ether	1630	1190		ug/Kg		73	45 - 120
Bis(2-ethylhexyl) phthalate	1630	1730		ug/Kg		106	61 - 133
Butyl benzyl phthalate	1630	1700		ug/Kg		104	61 - 129
Caprolactam	3250	2600		ug/Kg		80	47 - 120
Carbazole	1630	1570		ug/Kg		97	65 - 120
Chrysene	1630	1570		ug/Kg		97	64 - 120
Dibenz(a,h)anthracene	1630	1800		ug/Kg		110	54 - 132
Di-n-butyl phthalate	1630	1660		ug/Kg		102	58 - 130
Di-n-octyl phthalate	1630	1600		ug/Kg		98	57 - 133
Dibenzofuran	1630	1560		ug/Kg		96	63 - 120
Diethyl phthalate	1630	1650		ug/Kg		102	66 - 120
Dimethyl phthalate	1630	1580		ug/Kg		97	65 - 124
Fluoranthene	1630	1550		ug/Kg		95	62 - 120
Fluorene	1630	1550		ug/Kg		95	63 - 120
Hexachlorobenzene	1630	1810		ug/Kg		111	60 - 120
Hexachlorobutadiene	1630	1600		ug/Kg		99	45 - 120
Hexachlorocyclopentadiene	1630	1800		ug/Kg		111	47 - 120
Hexachloroethane	1630	1240		ug/Kg		76	41 - 120
Indeno[1,2,3-cd]pyrene	1630	1760		ug/Kg		108	56 - 134
Isophorone	1630	1360		ug/Kg		83	56 - 120
N-Nitrosodi-n-propylamine	1630	1210		ug/Kg		74	52 - 120
N-Nitrosodiphenylamine	1630	1700		ug/Kg		104	51 - 128
Naphthalene	1630	1400		ug/Kg		86	55 - 120
Nitrobenzene	1630	1300		ug/Kg		80	54 - 120
Pentachlorophenol	3250	3110		ug/Kg		96	51 - 120
Phenanthrene	1630	1580		ug/Kg		97	60 - 120
Phenol	1630	1220		ug/Kg		75	53 - 120
Pyrene	1630	1830		ug/Kg		112	61 - 133

Surrogate	*LCS %Recovery*	*LCS Qualifier*	*Limits*
Nitrobenzene-d5 (Surr)	*88*		*53 - 120*
Phenol-d5 (Surr)	*81*		*54 - 120*
p-Terphenyl-d14 (Surr)	*114*		*65 - 121*
2,4,6-Tribromophenol (Surr)	*119*		*54 - 120*

Method: 8270D - Semivolatile Organic Compounds (GC/MS) (Continued)

Lab Sample ID: LCS 480-454744/2-A
Matrix: Solid
Analysis Batch: 455117

Client Sample ID: Lab Control Sample
Prep Type: Total/NA
Prep Batch: 454744

Surrogate	*LCS %Recovery*	*LCS Qualifier*	*Limits*
2-Fluorobiphenyl	*101*		*60 - 120*
2-Fluorophenol (Surr)	*78*		*52 - 120*

Lab Sample ID: MB 480-454847/1-A
Matrix: Water
Analysis Batch: 455270

Client Sample ID: Method Blank
Prep Type: Total/NA
Prep Batch: 454847

Analyte	MB Result	MB Qualifier	RL	MDL	Unit	D	Prepared	Analyzed	Dil Fac
Biphenyl	ND		5.0	0.65	ug/L		01/14/19 07:34	01/17/19 01:34	1
bis (2-chloroisopropyl) ether	ND		5.0	0.52	ug/L		01/14/19 07:34	01/17/19 01:34	1
2,4,5-Trichlorophenol	ND		5.0	0.48	ug/L		01/14/19 07:34	01/17/19 01:34	1
2,4,6-Trichlorophenol	ND		5.0	0.61	ug/L		01/14/19 07:34	01/17/19 01:34	1
2,4-Dichlorophenol	ND		5.0	0.51	ug/L		01/14/19 07:34	01/17/19 01:34	1
2,4-Dimethylphenol	ND		5.0	0.50	ug/L		01/14/19 07:34	01/17/19 01:34	1
2,4-Dinitrophenol	ND		10	2.2	ug/L		01/14/19 07:34	01/17/19 01:34	1
2,4-Dinitrotoluene	ND		5.0	0.45	ug/L		01/14/19 07:34	01/17/19 01:34	1
2,6-Dinitrotoluene	ND		5.0	0.40	ug/L		01/14/19 07:34	01/17/19 01:34	1
2-Chloronaphthalene	ND		5.0	0.46	ug/L		01/14/19 07:34	01/17/19 01:34	1
2-Chlorophenol	ND		5.0	0.53	ug/L		01/14/19 07:34	01/17/19 01:34	1
2-Methylphenol	ND		5.0	0.40	ug/L		01/14/19 07:34	01/17/19 01:34	1
2-Methylnaphthalene	ND		5.0	0.60	ug/L		01/14/19 07:34	01/17/19 01:34	1
2-Nitroaniline	ND		10	0.42	ug/L		01/14/19 07:34	01/17/19 01:34	1
2-Nitrophenol	ND		5.0	0.48	ug/L		01/14/19 07:34	01/17/19 01:34	1
3,3'-Dichlorobenzidine	ND		5.0	0.40	ug/L		01/14/19 07:34	01/17/19 01:34	1
3-Nitroaniline	ND		10	0.48	ug/L		01/14/19 07:34	01/17/19 01:34	1
4,6-Dinitro-2-methylphenol	ND		10	2.2	ug/L		01/14/19 07:34	01/17/19 01:34	1
4-Bromophenyl phenyl ether	ND		5.0	0.45	ug/L		01/14/19 07:34	01/17/19 01:34	1
4-Chloro-3-methylphenol	ND		5.0	0.45	ug/L		01/14/19 07:34	01/17/19 01:34	1
4-Chloroaniline	ND		5.0	0.59	ug/L		01/14/19 07:34	01/17/19 01:34	1
4-Chlorophenyl phenyl ether	ND		5.0	0.35	ug/L		01/14/19 07:34	01/17/19 01:34	1
4-Methylphenol	ND		10	0.36	ug/L		01/14/19 07:34	01/17/19 01:34	1
4-Nitroaniline	ND		10	0.25	ug/L		01/14/19 07:34	01/17/19 01:34	1
4-Nitrophenol	ND		10	1.5	ug/L		01/14/19 07:34	01/17/19 01:34	1
Acenaphthene	ND		5.0	0.41	ug/L		01/14/19 07:34	01/17/19 01:34	1
Acenaphthylene	ND		5.0	0.38	ug/L		01/14/19 07:34	01/17/19 01:34	1
Acetophenone	ND		5.0	0.54	ug/L		01/14/19 07:34	01/17/19 01:34	1
Anthracene	ND		5.0	0.28	ug/L		01/14/19 07:34	01/17/19 01:34	1
Atrazine	ND		5.0	0.46	ug/L		01/14/19 07:34	01/17/19 01:34	1
Benzaldehyde	ND		5.0	0.27	ug/L		01/14/19 07:34	01/17/19 01:34	1
Benzo[a]anthracene	ND		5.0	0.36	ug/L		01/14/19 07:34	01/17/19 01:34	1
Benzo[a]pyrene	ND		5.0	0.47	ug/L		01/14/19 07:34	01/17/19 01:34	1
Benzo[b]fluoranthene	ND		5.0	0.34	ug/L		01/14/19 07:34	01/17/19 01:34	1
Benzo[g,h,i]perylene	ND		5.0	0.35	ug/L		01/14/19 07:34	01/17/19 01:34	1
Benzo[k]fluoranthene	ND		5.0	0.73	ug/L		01/14/19 07:34	01/17/19 01:34	1
Bis(2-chloroethoxy)methane	ND		5.0	0.35	ug/L		01/14/19 07:34	01/17/19 01:34	1
Bis(2-chloroethyl)ether	ND		5.0	0.40	ug/L		01/14/19 07:34	01/17/19 01:34	1
Bis(2-ethylhexyl) phthalate	ND		5.0	2.2	ug/L		01/14/19 07:34	01/17/19 01:34	1
Butyl benzyl phthalate	ND		5.0	1.0	ug/L		01/14/19 07:34	01/17/19 01:34	1

Method: 8270D - Semivolatile Organic Compounds (GC/MS) (Continued)

Lab Sample ID: MB 480-454847/1-A
Matrix: Water
Analysis Batch: 455270

Client Sample ID: Method Blank
Prep Type: Total/NA
Prep Batch: 454847

Analyte	MB Result	MB Qualifier	RL	MDL	Unit	D	Prepared	Analyzed	Dil Fac
Caprolactam	ND		5.0	2.2	ug/L		01/14/19 07:34	01/17/19 01:34	1
Carbazole	ND		5.0	0.30	ug/L		01/14/19 07:34	01/17/19 01:34	1
Chrysene	ND		5.0	0.33	ug/L		01/14/19 07:34	01/17/19 01:34	1
Dibenz(a,h)anthracene	ND		5.0	0.42	ug/L		01/14/19 07:34	01/17/19 01:34	1
Di-n-butyl phthalate	ND		5.0	0.31	ug/L		01/14/19 07:34	01/17/19 01:34	1
Di-n-octyl phthalate	ND		5.0	0.47	ug/L		01/14/19 07:34	01/17/19 01:34	1
Dibenzofuran	ND		10	0.51	ug/L		01/14/19 07:34	01/17/19 01:34	1
Diethyl phthalate	ND		5.0	0.22	ug/L		01/14/19 07:34	01/17/19 01:34	1
Dimethyl phthalate	ND		5.0	0.36	ug/L		01/14/19 07:34	01/17/19 01:34	1
Fluoranthene	ND		5.0	0.40	ug/L		01/14/19 07:34	01/17/19 01:34	1
Fluorene	ND		5.0	0.36	ug/L		01/14/19 07:34	01/17/19 01:34	1
Hexachlorobenzene	ND		5.0	0.51	ug/L		01/14/19 07:34	01/17/19 01:34	1
Hexachlorobutadiene	ND		5.0	0.68	ug/L		01/14/19 07:34	01/17/19 01:34	1
Hexachlorocyclopentadiene	ND		5.0	0.59	ug/L		01/14/19 07:34	01/17/19 01:34	1
Hexachloroethane	ND		5.0	0.59	ug/L		01/14/19 07:34	01/17/19 01:34	1
Indeno[1,2,3-cd]pyrene	ND		5.0	0.47	ug/L		01/14/19 07:34	01/17/19 01:34	1
Isophorone	ND		5.0	0.43	ug/L		01/14/19 07:34	01/17/19 01:34	1
N-Nitrosodi-n-propylamine	ND		5.0	0.54	ug/L		01/14/19 07:34	01/17/19 01:34	1
N-Nitrosodiphenylamine	ND		5.0	0.51	ug/L		01/14/19 07:34	01/17/19 01:34	1
Naphthalene	ND		5.0	0.76	ug/L		01/14/19 07:34	01/17/19 01:34	1
Nitrobenzene	ND		5.0	0.29	ug/L		01/14/19 07:34	01/17/19 01:34	1
Pentachlorophenol	ND		10	2.2	ug/L		01/14/19 07:34	01/17/19 01:34	1
Phenanthrene	ND		5.0	0.44	ug/L		01/14/19 07:34	01/17/19 01:34	1
Phenol	ND		5.0	0.39	ug/L		01/14/19 07:34	01/17/19 01:34	1
Pyrene	ND		5.0	0.34	ug/L		01/14/19 07:34	01/17/19 01:34	1

Surrogate	*MB %Recovery*	*MB Qualifier*	*Limits*	*Prepared*	*Analyzed*	*Dil Fac*
Nitrobenzene-d5 (Surr)	*83*		*46 - 120*	*01/14/19 07:34*	*01/17/19 01:34*	*1*
Phenol-d5 (Surr)	*53*		*22 - 120*	*01/14/19 07:34*	*01/17/19 01:34*	*1*
p-Terphenyl-d14 (Surr)	*115*		*59 - 136*	*01/14/19 07:34*	*01/17/19 01:34*	*1*
2,4,6-Tribromophenol (Surr)	*99*		*41 - 120*	*01/14/19 07:34*	*01/17/19 01:34*	*1*
2-Fluorobiphenyl	*97*		*48 - 120*	*01/14/19 07:34*	*01/17/19 01:34*	*1*
2-Fluorophenol (Surr)	*67*		*35 - 120*	*01/14/19 07:34*	*01/17/19 01:34*	*1*

Lab Sample ID: LCS 480-454847/2-A
Matrix: Water
Analysis Batch: 455270

Client Sample ID: Lab Control Sample
Prep Type: Total/NA
Prep Batch: 454847

Analyte	Spike Added	LCS Result	LCS Qualifier	Unit	D	%Rec	%Rec. Limits
Biphenyl	32.0	30.5		ug/L		95	59 - 120
bis (2-chloroisopropyl) ether	32.0	29.9		ug/L		94	21 - 136
2,4,5-Trichlorophenol	32.0	33.4		ug/L		104	65 - 126
2,4,6-Trichlorophenol	32.0	36.6		ug/L		114	64 - 120
2,4-Dichlorophenol	32.0	34.3		ug/L		107	63 - 120
2,4-Dimethylphenol	32.0	28.3		ug/L		88	47 - 120
2,4-Dinitrophenol	64.0	75.2		ug/L		117	31 - 137
2,4-Dinitrotoluene	32.0	38.1		ug/L		119	69 - 120
2,6-Dinitrotoluene	32.0	36.7		ug/L		115	68 - 120

Method: 8270D - Semivolatile Organic Compounds (GC/MS) (Continued)

Lab Sample ID: LCS 480-454847/2-A
Matrix: Water
Analysis Batch: 455270

Client Sample ID: Lab Control Sample
Prep Type: Total/NA
Prep Batch: 454847

Analyte	Spike Added	LCS Result	LCS Qualifier	Unit	D	%Rec	%Rec. Limits
2-Chloronaphthalene	32.0	30.4		ug/L		95	58 - 120
2-Chlorophenol	32.0	29.8		ug/L		93	48 - 120
2-Methylphenol	32.0	28.9		ug/L		90	39 - 120
2-Methylnaphthalene	32.0	32.2		ug/L		100	59 - 120
2-Nitroaniline	32.0	33.9		ug/L		106	54 - 127
2-Nitrophenol	32.0	35.1		ug/L		110	52 - 125
3,3'-Dichlorobenzidine	64.0	59.5		ug/L		93	49 - 135
3-Nitroaniline	32.0	29.3		ug/L		91	51 - 120
4,6-Dinitro-2-methylphenol	64.0	95.1	*	ug/L		149	46 - 136
4-Bromophenyl phenyl ether	32.0	36.2		ug/L		113	65 - 120
4-Chloro-3-methylphenol	32.0	36.8		ug/L		115	61 - 123
4-Chloroaniline	32.0	25.3		ug/L		79	30 - 120
4-Chlorophenyl phenyl ether	32.0	33.7		ug/L		105	62 - 120
4-Methylphenol	32.0	29.4		ug/L		92	29 - 131
4-Nitroaniline	32.0	33.3		ug/L		104	65 - 120
4-Nitrophenol	64.0	63.5		ug/L		99	45 - 120
Acenaphthene	32.0	31.5		ug/L		99	60 - 120
Acenaphthylene	32.0	32.1		ug/L		100	63 - 120
Acetophenone	32.0	31.6		ug/L		99	45 - 120
Anthracene	32.0	31.1		ug/L		97	67 - 120
Atrazine	64.0	74.1		ug/L		116	71 - 130
Benzaldehyde	64.0	54.5		ug/L		85	10 - 140
Benzo[a]anthracene	32.0	33.6		ug/L		105	70 - 121
Benzo[a]pyrene	32.0	35.3		ug/L		110	60 - 123
Benzo[b]fluoranthene	32.0	36.5		ug/L		114	66 - 126
Benzo[g,h,i]perylene	32.0	29.6		ug/L		93	66 - 150
Benzo[k]fluoranthene	32.0	34.8		ug/L		109	65 - 124
Bis(2-chloroethoxy)methane	32.0	30.8		ug/L		96	50 - 128
Bis(2-chloroethyl)ether	32.0	28.7		ug/L		90	44 - 120
Bis(2-ethylhexyl) phthalate	32.0	36.6		ug/L		114	63 - 139
Butyl benzyl phthalate	32.0	36.7		ug/L		115	70 - 129
Caprolactam	64.0	28.2		ug/L		44	22 - 120
Carbazole	32.0	34.1		ug/L		106	66 - 123
Chrysene	32.0	33.6		ug/L		105	69 - 120
Dibenz(a,h)anthracene	32.0	36.2		ug/L		113	65 - 135
Di-n-butyl phthalate	32.0	35.6		ug/L		111	69 - 131
Di-n-octyl phthalate	32.0	35.5		ug/L		111	63 - 140
Dibenzofuran	32.0	32.7		ug/L		102	66 - 120
Diethyl phthalate	32.0	35.9		ug/L		112	59 - 127
Dimethyl phthalate	32.0	35.6		ug/L		111	68 - 120
Fluoranthene	32.0	39.4		ug/L		123	69 - 126
Fluorene	32.0	32.9		ug/L		103	66 - 120
Hexachlorobenzene	32.0	33.9		ug/L		106	61 - 120
Hexachlorobutadiene	32.0	25.7		ug/L		80	35 - 120
Hexachlorocyclopentadiene	32.0	20.0		ug/L		62	31 - 120
Hexachloroethane	32.0	24.3		ug/L		76	43 - 120
Indeno[1,2,3-cd]pyrene	32.0	36.1		ug/L		113	69 - 146
Isophorone	32.0	32.4		ug/L		101	55 - 120

Method: 8270D - Semivolatile Organic Compounds (GC/MS) (Continued)

Lab Sample ID: LCS 480-454847/2-A — **Client Sample ID: Lab Control Sample**
Matrix: Water — **Prep Type: Total/NA**
Analysis Batch: 455270 — **Prep Batch: 454847**

Analyte	Spike Added	LCS Result	LCS Qualifier	Unit	D	%Rec	%Rec. Limits
N-Nitrosodi-n-propylamine	32.0	31.8		ug/L		99	32 - 140
N-Nitrosodiphenylamine	32.0	38.1		ug/L		119	61 - 120
Naphthalene	32.0	28.9		ug/L		90	57 - 120
Nitrobenzene	32.0	30.6		ug/L		96	53 - 123
Pentachlorophenol	64.0	66.7		ug/L		104	29 - 136
Phenanthrene	32.0	30.9		ug/L		97	68 - 120
Phenol	32.0	19.6		ug/L		61	17 - 120
Pyrene	32.0	33.6		ug/L		105	70 - 125

Surrogate	*LCS %Recovery*	*LCS Qualifier*	*Limits*
Nitrobenzene-d5 (Surr)	*93*		*46 - 120*
Phenol-d5 (Surr)	*59*		*22 - 120*
p-Terphenyl-d14 (Surr)	*116*		*59 - 136*
2,4,6-Tribromophenol (Surr)	*130*	*X*	*41 - 120*
2-Fluorobiphenyl	*97*		*48 - 120*
2-Fluorophenol (Surr)	*76*		*35 - 120*

Method: 8270D SIM ID - Semivolatile Organic Compounds (GC/MS SIM / Isotope Dilution)

Lab Sample ID: MB 480-454860/1-A — **Client Sample ID: Method Blank**
Matrix: Water — **Prep Type: Total/NA**
Analysis Batch: 456469 — **Prep Batch: 454860**

Analyte	MB Result	MB Qualifier	RL	MDL	Unit	D	Prepared	Analyzed	Dil Fac
1,4-Dioxane	ND		0.20	0.10	ug/L		01/14/19 07:52	01/24/19 14:21	1

Isotope Dilution	*MB %Recovery*	*MB Qualifier*	*Limits*	*Prepared*	*Analyzed*	*Dil Fac*
1,4-Dioxane-d8	*28*		*15 - 110*	*01/14/19 07:52*	*01/24/19 14:21*	*1*

Lab Sample ID: LCS 480-454860/2-A — **Client Sample ID: Lab Control Sample**
Matrix: Water — **Prep Type: Total/NA**
Analysis Batch: 456469 — **Prep Batch: 454860**

Analyte	Spike Added	LCS Result	LCS Qualifier	Unit	D	%Rec	%Rec. Limits
1,4-Dioxane	1.00	1.09		ug/L		109	40 - 140

Isotope Dilution	*LCS %Recovery*	*LCS Qualifier*	*Limits*
1,4-Dioxane-d8	*28*		*15 - 110*

Lab Sample ID: LCSD 480-454860/3-A — **Client Sample ID: Lab Control Sample Dup**
Matrix: Water — **Prep Type: Total/NA**
Analysis Batch: 456469 — **Prep Batch: 454860**

Analyte	Spike Added	LCSD Result	LCSD Qualifier	Unit	D	%Rec	%Rec. Limits	RPD	RPD Limit
1,4-Dioxane	1.00	1.08		ug/L		108	40 - 140	1	20

Isotope Dilution	*LCSD %Recovery*	*LCSD Qualifier*	*Limits*
1,4-Dioxane-d8	*27*		*15 - 110*

Method: 8015D - Glycols- Direct Injection (GC/FID)

Lab Sample ID: MB 480-454708/1-A — **Client Sample ID: Method Blank**
Matrix: Water — **Prep Type: Total/NA**
Analysis Batch: 454679 — **Prep Batch: 454708**

Analyte	MB Result	MB Qualifier	RL	MDL	Unit	D	Prepared	Analyzed	Dil Fac
Glycol	ND		10	1.9	mg/L		01/11/19 09:00	01/11/19 09:29	1

Surrogate	*MB %Recovery*	*MB Qualifier*	*Limits*	*Prepared*	*Analyzed*	*Dil Fac*
1,4-Butanediol	*97*		*66 - 130*	*01/11/19 09:00*	*01/11/19 09:29*	*1*

Lab Sample ID: LCS 480-454708/2-A — **Client Sample ID: Lab Control Sample**
Matrix: Water — **Prep Type: Total/NA**
Analysis Batch: 454679 — **Prep Batch: 454708**

Analyte	Spike Added	LCS Result	LCS Qualifier	Unit	D	%Rec	%Rec. Limits
Glycol	20.0	19.6		mg/L		98	46 - 129

Surrogate	*LCS %Recovery*	*LCS Qualifier*	*Limits*
1,4-Butanediol	*101*		*66 - 130*

Lab Sample ID: LCSD 480-454708/3-A — **Client Sample ID: Lab Control Sample Dup**
Matrix: Water — **Prep Type: Total/NA**
Analysis Batch: 454679 — **Prep Batch: 454708**

Analyte	Spike Added	LCSD Result	LCSD Qualifier	Unit	D	%Rec	%Rec. Limits	RPD	RPD Limit
Glycol	20.0	19.2		mg/L		96	46 - 129	2	50

Surrogate	*LCSD %Recovery*	*LCSD Qualifier*	*Limits*
1,4-Butanediol	*100*		*66 - 130*

Method: 8081B - Organochlorine Pesticides (GC)

Lab Sample ID: MB 480-454745/1-A — **Client Sample ID: Method Blank**
Matrix: Water — **Prep Type: Total/NA**
Analysis Batch: 454849 — **Prep Batch: 454745**

Analyte	MB Result	MB Qualifier	RL	MDL	Unit	D	Prepared	Analyzed	Dil Fac
4,4'-DDD	ND		0.050	0.0092	ug/L		01/11/19 14:17	01/14/19 12:52	1
4,4'-DDE	ND		0.050	0.012	ug/L		01/11/19 14:17	01/14/19 12:52	1
4,4'-DDT	ND		0.050	0.011	ug/L		01/11/19 14:17	01/14/19 12:52	1
Aldrin	ND		0.050	0.0081	ug/L		01/11/19 14:17	01/14/19 12:52	1
alpha-BHC	ND		0.050	0.0077	ug/L		01/11/19 14:17	01/14/19 12:52	1
cis-Chlordane	ND		0.050	0.015	ug/L		01/11/19 14:17	01/14/19 12:52	1
beta-BHC	ND		0.050	0.025	ug/L		01/11/19 14:17	01/14/19 12:52	1
delta-BHC	ND		0.050	0.010	ug/L		01/11/19 14:17	01/14/19 12:52	1
Dieldrin	ND		0.050	0.0098	ug/L		01/11/19 14:17	01/14/19 12:52	1
Endosulfan I	ND		0.050	0.011	ug/L		01/11/19 14:17	01/14/19 12:52	1
Endosulfan II	ND		0.050	0.012	ug/L		01/11/19 14:17	01/14/19 12:52	1
Endosulfan sulfate	ND		0.050	0.016	ug/L		01/11/19 14:17	01/14/19 12:52	1
Endrin	ND		0.050	0.014	ug/L		01/11/19 14:17	01/14/19 12:52	1
Endrin aldehyde	ND		0.050	0.016	ug/L		01/11/19 14:17	01/14/19 12:52	1
Endrin ketone	ND		0.050	0.012	ug/L		01/11/19 14:17	01/14/19 12:52	1

Method: 8081B - Organochlorine Pesticides (GC) (Continued)

Lab Sample ID: MB 480-454745/1-A
Matrix: Water
Analysis Batch: 454849

Client Sample ID: Method Blank
Prep Type: Total/NA
Prep Batch: 454745

Analyte	MB Result	MB Qualifier	RL	MDL	Unit	D	Prepared	Analyzed	Dil Fac
gamma-BHC (Lindane)	ND		0.050	0.0080	ug/L		01/11/19 14:17	01/14/19 12:52	1
trans-Chlordane	ND		0.050	0.011	ug/L		01/11/19 14:17	01/14/19 12:52	1
Heptachlor	ND		0.050	0.0085	ug/L		01/11/19 14:17	01/14/19 12:52	1
Heptachlor epoxide	ND		0.050	0.0074	ug/L		01/11/19 14:17	01/14/19 12:52	1
Methoxychlor	ND		0.050	0.014	ug/L		01/11/19 14:17	01/14/19 12:52	1
Toxaphene	ND		0.50	0.12	ug/L		01/11/19 14:17	01/14/19 12:52	1

Surrogate	*MB %Recovery*	*MB Qualifier*	*Limits*	*Prepared*	*Analyzed*	*Dil Fac*
DCB Decachlorobiphenyl	*57*		*20 - 120*	*01/11/19 14:17*	*01/14/19 12:52*	*1*
DCB Decachlorobiphenyl	*63*		*20 - 120*	*01/11/19 14:17*	*01/14/19 12:52*	*1*
Tetrachloro-m-xylene	*85*		*44 - 120*	*01/11/19 14:17*	*01/14/19 12:52*	*1*
Tetrachloro-m-xylene	*76*		*44 - 120*	*01/11/19 14:17*	*01/14/19 12:52*	*1*

Lab Sample ID: LCS 480-454745/2-A
Matrix: Water
Analysis Batch: 454849

Client Sample ID: Lab Control Sample
Prep Type: Total/NA
Prep Batch: 454745

Analyte	Spike Added	LCS Result	LCS Qualifier	Unit	D	%Rec	%Rec. Limits
4,4'-DDD	0.400	0.358		ug/L		90	64 - 129
4,4'-DDE	0.400	0.305		ug/L		76	50 - 120
4,4'-DDT	0.400	0.370		ug/L		93	59 - 120
Aldrin	0.400	0.300		ug/L		75	40 - 125
alpha-BHC	0.400	0.298		ug/L		75	52 - 125
cis-Chlordane	0.400	0.285		ug/L		71	52 - 120
beta-BHC	0.400	0.365		ug/L		91	51 - 120
delta-BHC	0.400	0.359		ug/L		90	51 - 120
Dieldrin	0.400	0.352		ug/L		88	66 - 128
Endosulfan I	0.400	0.350		ug/L		88	57 - 120
Endosulfan II	0.400	0.390		ug/L		98	66 - 131
Endosulfan sulfate	0.400	0.395		ug/L		99	66 - 136
Endrin	0.400	0.368		ug/L		92	65 - 135
Endrin aldehyde	0.400	0.309		ug/L		77	61 - 134
Endrin ketone	0.400	0.435		ug/L		109	71 - 133
gamma-BHC (Lindane)	0.400	0.347		ug/L		87	56 - 120
trans-Chlordane	0.400	0.337		ug/L		84	54 - 120
Heptachlor	0.400	0.331		ug/L		83	58 - 120
Heptachlor epoxide	0.400	0.386		ug/L		97	65 - 125
Methoxychlor	0.400	0.405		ug/L		101	50 - 150

Surrogate	*LCS %Recovery*	*LCS Qualifier*	*Limits*
DCB Decachlorobiphenyl	*38*		*20 - 120*
DCB Decachlorobiphenyl	*48*		*20 - 120*
Tetrachloro-m-xylene	*75*		*44 - 120*
Tetrachloro-m-xylene	*78*		*44 - 120*

Method: 8081B - Organochlorine Pesticides (GC) (Continued)

Lab Sample ID: LCSD 480-454745/3-A
Matrix: Water
Analysis Batch: 454849

Client Sample ID: Lab Control Sample Dup
Prep Type: Total/NA
Prep Batch: 454745

Analyte	Spike Added	LCSD Result	LCSD Qualifier	Unit	D	%Rec	%Rec. Limits	RPD	RPD Limit
4,4'-DDD	0.400	0.318		ug/L		79	64 - 129	12	23
4,4'-DDE	0.400	0.286		ug/L		72	50 - 120	6	22
4,4'-DDT	0.400	0.331		ug/L		83	59 - 120	11	24
Aldrin	0.400	0.240		ug/L		60	40 - 125	22	25
alpha-BHC	0.400	0.264		ug/L		66	52 - 125	12	24
cis-Chlordane	0.400	0.290		ug/L		72	52 - 120	2	23
beta-BHC	0.400	0.318		ug/L		80	51 - 120	14	24
delta-BHC	0.400	0.302		ug/L		76	51 - 120	17	24
Dieldrin	0.400	0.313		ug/L		78	66 - 128	12	24
Endosulfan I	0.400	0.309		ug/L		77	57 - 120	13	30
Endosulfan II	0.400	0.346		ug/L		86	66 - 131	12	40
Endosulfan sulfate	0.400	0.340		ug/L		85	66 - 136	15	24
Endrin	0.400	0.321		ug/L		80	65 - 135	14	24
Endrin aldehyde	0.400	0.278		ug/L		70	61 - 134	11	28
Endrin ketone	0.400	0.380		ug/L		95	71 - 133	13	26
gamma-BHC (Lindane)	0.400	0.297		ug/L		74	56 - 120	15	24
trans-Chlordane	0.400	0.308		ug/L		77	54 - 120	9	24
Heptachlor	0.400	0.267		ug/L		67	58 - 120	21	25
Heptachlor epoxide	0.400	0.340		ug/L		85	65 - 125	13	23
Methoxychlor	0.400	0.347		ug/L		87	50 - 150	15	26

Surrogate	*LCSD %Recovery*	*LCSD Qualifier*	*Limits*
DCB Decachlorobiphenyl	*27*		*20 - 120*
DCB Decachlorobiphenyl	*34*		*20 - 120*
Tetrachloro-m-xylene	*68*		*44 - 120*
Tetrachloro-m-xylene	*64*		*44 - 120*

Lab Sample ID: MB 480-454747/1-A
Matrix: Solid
Analysis Batch: 454853

Client Sample ID: Method Blank
Prep Type: Total/NA
Prep Batch: 454747

Analyte	MB Result	MB Qualifier	RL	MDL	Unit	D	Prepared	Analyzed	Dil Fac
4,4'-DDD	ND		1.6	0.32	ug/Kg		01/11/19 14:24	01/14/19 13:19	1
4,4'-DDE	ND		1.6	0.34	ug/Kg		01/11/19 14:24	01/14/19 13:19	1
4,4'-DDT	ND		1.6	0.38	ug/Kg		01/11/19 14:24	01/14/19 13:19	1
Aldrin	ND		1.6	0.40	ug/Kg		01/11/19 14:24	01/14/19 13:19	1
alpha-BHC	ND		1.6	0.29	ug/Kg		01/11/19 14:24	01/14/19 13:19	1
cis-Chlordane	ND		1.6	0.81	ug/Kg		01/11/19 14:24	01/14/19 13:19	1
beta-BHC	ND		1.6	0.29	ug/Kg		01/11/19 14:24	01/14/19 13:19	1
delta-BHC	ND		1.6	0.30	ug/Kg		01/11/19 14:24	01/14/19 13:19	1
Dieldrin	ND		1.6	0.39	ug/Kg		01/11/19 14:24	01/14/19 13:19	1
Endosulfan I	ND		1.6	0.31	ug/Kg		01/11/19 14:24	01/14/19 13:19	1
Endosulfan II	ND		1.6	0.29	ug/Kg		01/11/19 14:24	01/14/19 13:19	1
Endosulfan sulfate	ND		1.6	0.30	ug/Kg		01/11/19 14:24	01/14/19 13:19	1
Endrin	ND		1.6	0.32	ug/Kg		01/11/19 14:24	01/14/19 13:19	1
Endrin aldehyde	ND		1.6	0.41	ug/Kg		01/11/19 14:24	01/14/19 13:19	1
Endrin ketone	ND		1.6	0.40	ug/Kg		01/11/19 14:24	01/14/19 13:19	1
gamma-BHC (Lindane)	ND		1.6	0.30	ug/Kg		01/11/19 14:24	01/14/19 13:19	1

Method: 8081B - Organochlorine Pesticides (GC) (Continued)

Lab Sample ID: MB 480-454747/1-A
Matrix: Solid
Analysis Batch: 454853

Client Sample ID: Method Blank
Prep Type: Total/NA
Prep Batch: 454747

Analyte	MB Result	MB Qualifier	RL	MDL	Unit	D	Prepared	Analyzed	Dil Fac
trans-Chlordane	ND		1.6	0.52	ug/Kg		01/11/19 14:24	01/14/19 13:19	1
Heptachlor	ND		1.6	0.35	ug/Kg		01/11/19 14:24	01/14/19 13:19	1
Heptachlor epoxide	ND		1.6	0.42	ug/Kg		01/11/19 14:24	01/14/19 13:19	1
Methoxychlor	ND		1.6	0.33	ug/Kg		01/11/19 14:24	01/14/19 13:19	1
Toxaphene	ND		16	9.4	ug/Kg		01/11/19 14:24	01/14/19 13:19	1

Surrogate	*MB %Recovery*	*MB Qualifier*	*Limits*	*Prepared*	*Analyzed*	*Dil Fac*
DCB Decachlorobiphenyl	*97*		*45 - 120*	*01/11/19 14:24*	*01/14/19 13:19*	*1*
DCB Decachlorobiphenyl	*115*		*45 - 120*	*01/11/19 14:24*	*01/14/19 13:19*	*1*
Tetrachloro-m-xylene	*88*		*30 - 124*	*01/11/19 14:24*	*01/14/19 13:19*	*1*
Tetrachloro-m-xylene	*54*		*30 - 124*	*01/11/19 14:24*	*01/14/19 13:19*	*1*

Lab Sample ID: LCS 480-454747/2-A
Matrix: Solid
Analysis Batch: 455096

Client Sample ID: Lab Control Sample
Prep Type: Total/NA
Prep Batch: 454747

Analyte	Spike Added	LCS Result	LCS Qualifier	Unit	D	%Rec	%Rec. Limits
4,4'-DDD	16.7	15.5		ug/Kg		93	56 - 120
4,4'-DDE	16.7	13.9		ug/Kg		83	44 - 120
4,4'-DDT	16.7	15.5		ug/Kg		93	38 - 120
Aldrin	16.7	11.1		ug/Kg		67	38 - 120
alpha-BHC	16.7	10.9		ug/Kg		66	39 - 120
cis-Chlordane	16.7	13.8		ug/Kg		83	47 - 120
beta-BHC	16.7	11.9		ug/Kg		72	40 - 120
delta-BHC	16.7	12.4		ug/Kg		74	45 - 120
Dieldrin	16.7	14.4		ug/Kg		87	58 - 120
Endosulfan I	16.7	12.6		ug/Kg		76	49 - 120
Endosulfan II	16.7	15.5		ug/Kg		93	55 - 120
Endosulfan sulfate	16.7	13.3		ug/Kg		80	49 - 124
Endrin	16.7	14.1		ug/Kg		85	58 - 120
Endrin aldehyde	16.7	15.9		ug/Kg		95	37 - 121
Endrin ketone	16.7	17.6		ug/Kg		105	46 - 123
gamma-BHC (Lindane)	16.7	11.5		ug/Kg		69	50 - 120
trans-Chlordane	16.7	12.8		ug/Kg		77	48 - 120
Heptachlor	16.7	13.2		ug/Kg		79	50 - 120
Heptachlor epoxide	16.7	13.9		ug/Kg		83	50 - 120
Methoxychlor	16.7	18.5		ug/Kg		111	58 - 133

Surrogate	*LCS %Recovery*	*LCS Qualifier*	*Limits*
DCB Decachlorobiphenyl	*101*		*45 - 120*
DCB Decachlorobiphenyl	*106*		*45 - 120*
Tetrachloro-m-xylene	*73*		*30 - 124*
Tetrachloro-m-xylene	*56*		*30 - 124*

Method: 8081B - Organochlorine Pesticides (GC) (Continued)

Lab Sample ID: 480-147726-2 MS
Matrix: Solid
Analysis Batch: 454853

Client Sample ID: LBA-SB3
Prep Type: Total/NA
Prep Batch: 454747

Analyte	Sample Result	Sample Qualifier	Spike Added	MS Result	MS Qualifier	Unit	D	%Rec	%Rec. Limits
4,4'-DDD	2.3	J	18.7	14.5		ug/Kg	☼	66	37 - 126
4,4'-DDE	13		18.7	22.5		ug/Kg	☼	50	34 - 120
4,4'-DDT	3.9		18.7	17.7		ug/Kg	☼	74	43 - 123
Aldrin	ND	F2	18.7	10.4		ug/Kg	☼	55	37 - 125
alpha-BHC	ND	F2	18.7	14.2		ug/Kg	☼	76	39 - 120
cis-Chlordane	ND		18.7	12.8		ug/Kg	☼	68	35 - 120
beta-BHC	ND	F2	18.7	12.6		ug/Kg	☼	68	36 - 120
delta-BHC	ND		18.7	11.8		ug/Kg	☼	63	34 - 120
Dieldrin	ND		18.7	15.0		ug/Kg	☼	80	45 - 120
Endosulfan I	ND		18.7	11.2		ug/Kg	☼	60	39 - 120
Endosulfan II	ND		18.7	13.4		ug/Kg	☼	72	34 - 126
Endosulfan sulfate	ND	*	18.7	8.12		ug/Kg	☼	43	27 - 130
Endrin	ND		18.7	12.8		ug/Kg	☼	69	47 - 121
Endrin aldehyde	ND		18.7	7.60		ug/Kg	☼	41	33 - 123
Endrin ketone	ND		18.7	12.6		ug/Kg	☼	62	43 - 126
gamma-BHC (Lindane)	ND	F2	18.7	16.3		ug/Kg	☼	87	50 - 120
trans-Chlordane	ND	F2	18.7	10.3		ug/Kg	☼	55	31 - 120
Heptachlor	ND		18.7	14.0		ug/Kg	☼	75	42 - 120
Heptachlor epoxide	ND	F2	18.7	9.45		ug/Kg	☼	51	40 - 120
Methoxychlor	ND	F2 F1	18.7	30.1	F1	ug/Kg	☼	161	44 - 150

Surrogate	*MS %Recovery*	*MS Qualifier*	*Limits*
DCB Decachlorobiphenyl	*110*		*45 - 120*
DCB Decachlorobiphenyl	*312*	*X*	*45 - 120*
Tetrachloro-m-xylene	*77*		*30 - 124*
Tetrachloro-m-xylene	*60*		*30 - 124*

Lab Sample ID: 480-147726-2 MSD
Matrix: Solid
Analysis Batch: 454853

Client Sample ID: LBA-SB3
Prep Type: Total/NA
Prep Batch: 454747

Analyte	Sample Result	Sample Qualifier	Spike Added	MSD Result	MSD Qualifier	Unit	D	%Rec	%Rec. Limits	RPD	RPD Limit
4,4'-DDD	2.3	J	18.8	13.3		ug/Kg	☼	59	37 - 126	6	21
4,4'-DDE	13		18.8	20.2		ug/Kg	☼	37	34 - 120	5	18
4,4'-DDT	3.9		18.8	16.5		ug/Kg	☼	67	43 - 123	5	25
Aldrin	ND	F2	18.8	10.3	F2	ug/Kg	☼	55	37 - 125	16	12
alpha-BHC	ND	F2	18.8	13.8	F2	ug/Kg	☼	74	39 - 120	21	15
cis-Chlordane	ND		18.8	12.2		ug/Kg	☼	65	35 - 120	21	23
beta-BHC	ND	F2	18.8	12.2	F2	ug/Kg	☼	65	36 - 120	34	19
delta-BHC	ND		18.8	11.0		ug/Kg	☼	59	34 - 120	13	14
Dieldrin	ND		18.8	13.8		ug/Kg	☼	73	45 - 120	7	12
Endosulfan I	ND		18.8	10.7		ug/Kg	☼	57	39 - 120	10	18
Endosulfan II	ND		18.8	12.3		ug/Kg	☼	65	34 - 126	3	26
Endosulfan sulfate	ND	*	18.8	7.07		ug/Kg	☼	38	27 - 130	34	35
Endrin	ND		18.8	12.2		ug/Kg	☼	65	47 - 121	13	20
Endrin aldehyde	ND		18.8	8.79		ug/Kg	☼	47	33 - 123	28	47
Endrin ketone	ND		18.8	11.1		ug/Kg	☼	53	43 - 126	5	37
gamma-BHC (Lindane)	ND	F2	18.8	15.4	F2	ug/Kg	☼	82	50 - 120	30	12

Method: 8081B - Organochlorine Pesticides (GC) (Continued)

Lab Sample ID: 480-147726-2 MSD — **Client Sample ID: LBA-SB3**
Matrix: Solid — **Prep Type: Total/NA**
Analysis Batch: 454853 — **Prep Batch: 454747**

Analyte	Sample Result	Sample Qualifier	Spike Added	MSD Result	MSD Qualifier	Unit	D	%Rec	%Rec. Limits	RPD	RPD Limit
trans-Chlordane	ND	F2	18.8	9.59	F2	ug/Kg	☼	51	31 - 120	20	15
Heptachlor	ND		18.8	13.5		ug/Kg	☼	72	42 - 120	5	22
Heptachlor epoxide	ND	F2	18.8	8.27	F2	ug/Kg	☼	44	40 - 120	47	15
Methoxychlor	ND	F2 F1	18.8	24.8	F2	ug/Kg	☼	132	44 - 150	53	24

Surrogate	*MSD %Recovery*	*MSD Qualifier*	*Limits*
DCB Decachlorobiphenyl	*128*	*X*	*45 - 120*
DCB Decachlorobiphenyl	*219*	*X*	*45 - 120*
Tetrachloro-m-xylene	*81*		*30 - 124*
Tetrachloro-m-xylene	*59*		*30 - 124*

Method: 8082A - Polychlorinated Biphenyls (PCBs) by Gas Chromatography

Lab Sample ID: MB 480-454749/1-A — **Client Sample ID: Method Blank**
Matrix: Water — **Prep Type: Total/NA**
Analysis Batch: 454825 — **Prep Batch: 454749**

Analyte	MB Result	MB Qualifier	RL	MDL	Unit	D	Prepared	Analyzed	Dil Fac
PCB-1016	ND		0.50	0.18	ug/L		01/11/19 14:28	01/13/19 19:13	1
PCB-1221	ND		0.50	0.18	ug/L		01/11/19 14:28	01/13/19 19:13	1
PCB-1232	ND		0.50	0.18	ug/L		01/11/19 14:28	01/13/19 19:13	1
PCB-1242	ND		0.50	0.18	ug/L		01/11/19 14:28	01/13/19 19:13	1
PCB-1248	ND		0.50	0.18	ug/L		01/11/19 14:28	01/13/19 19:13	1
PCB-1254	ND		0.50	0.25	ug/L		01/11/19 14:28	01/13/19 19:13	1
PCB-1260	ND		0.50	0.25	ug/L		01/11/19 14:28	01/13/19 19:13	1

Surrogate	*MB %Recovery*	*MB Qualifier*	*Limits*	*Prepared*	*Analyzed*	*Dil Fac*
Tetrachloro-m-xylene	*55*		*39 - 121*	*01/11/19 14:28*	*01/13/19 19:13*	*1*
Tetrachloro-m-xylene	*57*		*39 - 121*	*01/11/19 14:28*	*01/13/19 19:13*	*1*
DCB Decachlorobiphenyl	*38*		*19 - 120*	*01/11/19 14:28*	*01/13/19 19:13*	*1*
DCB Decachlorobiphenyl	*56*		*19 - 120*	*01/11/19 14:28*	*01/13/19 19:13*	*1*

Lab Sample ID: LCS 480-454749/2-A — **Client Sample ID: Lab Control Sample**
Matrix: Water — **Prep Type: Total/NA**
Analysis Batch: 454825 — **Prep Batch: 454749**

Analyte	Spike Added	LCS Result	LCS Qualifier	Unit	D	%Rec	%Rec. Limits
PCB-1016	4.00	2.96		ug/L		74	62 - 130
PCB-1260	4.00	2.51		ug/L		63	56 - 123

Surrogate	*LCS %Recovery*	*LCS Qualifier*	*Limits*
Tetrachloro-m-xylene	*60*		*39 - 121*
Tetrachloro-m-xylene	*53*		*39 - 121*
DCB Decachlorobiphenyl	*21*		*19 - 120*
DCB Decachlorobiphenyl	*34*		*19 - 120*

Method: 8082A - Polychlorinated Biphenyls (PCBs) by Gas Chromatography (Continued)

Lab Sample ID: LCSD 480-454749/3-A
Matrix: Water
Analysis Batch: 454825

Client Sample ID: Lab Control Sample Dup
Prep Type: Total/NA
Prep Batch: 454749

Analyte			Spike Added	LCSD Result	LCSD Qualifier	Unit	D	%Rec	%Rec. Limits	RPD	RPD Limit
PCB-1016			4.00	3.45		ug/L		86	62 - 130	15	50
PCB-1260			4.00	2.99		ug/L		75	56 - 123	18	50

Surrogate	*LCSD %Recovery*	*LCSD Qualifier*	*Limits*
Tetrachloro-m-xylene	*65*		*39 - 121*
Tetrachloro-m-xylene	*62*		*39 - 121*
DCB Decachlorobiphenyl	*16*	*X*	*19 - 120*
DCB Decachlorobiphenyl	*28*		*19 - 120*

Lab Sample ID: MB 480-454848/1-A
Matrix: Solid
Analysis Batch: 455460

Client Sample ID: Method Blank
Prep Type: Total/NA
Prep Batch: 454848

Analyte	MB Result	MB Qualifier	RL	MDL	Unit	D	Prepared	Analyzed	Dil Fac
PCB-1016	ND		0.23	0.045	mg/Kg		01/14/19 07:37	01/17/19 14:13	1
PCB-1221	ND		0.23	0.045	mg/Kg		01/14/19 07:37	01/17/19 14:13	1
PCB-1232	ND		0.23	0.045	mg/Kg		01/14/19 07:37	01/17/19 14:13	1
PCB-1242	ND		0.23	0.045	mg/Kg		01/14/19 07:37	01/17/19 14:13	1
PCB-1248	ND		0.23	0.045	mg/Kg		01/14/19 07:37	01/17/19 14:13	1
PCB-1254	ND		0.23	0.11	mg/Kg		01/14/19 07:37	01/17/19 14:13	1
PCB-1260	ND		0.23	0.11	mg/Kg		01/14/19 07:37	01/17/19 14:13	1

Surrogate	*MB %Recovery*	*MB Qualifier*	*Limits*	*Prepared*	*Analyzed*	*Dil Fac*
Tetrachloro-m-xylene	*107*		*60 - 154*	*01/14/19 07:37*	*01/17/19 14:13*	*1*
Tetrachloro-m-xylene	*84*		*60 - 154*	*01/14/19 07:37*	*01/17/19 14:13*	*1*
DCB Decachlorobiphenyl	*85*		*65 - 174*	*01/14/19 07:37*	*01/17/19 14:13*	*1*
DCB Decachlorobiphenyl	*85*		*65 - 174*	*01/14/19 07:37*	*01/17/19 14:13*	*1*

Lab Sample ID: LCS 480-454848/2-A
Matrix: Solid
Analysis Batch: 455460

Client Sample ID: Lab Control Sample
Prep Type: Total/NA
Prep Batch: 454848

Analyte			Spike Added	LCS Result	LCS Qualifier	Unit	D	%Rec	%Rec. Limits		
PCB-1016			2.31	2.54		mg/Kg		110	51 - 185		
PCB-1260			2.31	2.76		mg/Kg		119	61 - 184		

Surrogate	*LCS %Recovery*	*LCS Qualifier*	*Limits*
Tetrachloro-m-xylene	*132*		*60 - 154*
Tetrachloro-m-xylene	*103*		*60 - 154*
DCB Decachlorobiphenyl	*106*		*65 - 174*
DCB Decachlorobiphenyl	*106*		*65 - 174*

Method: 8082A - Polychlorinated Biphenyls (PCBs) by Gas Chromatography (Continued)

Lab Sample ID: 480-147726-1 MS — **Client Sample ID: LBA-SB2**
Matrix: Solid — **Prep Type: Total/NA**
Analysis Batch: 455460 — **Prep Batch: 454848**

Analyte	Sample Result	Sample Qualifier	Spike Added	MS Result	MS Qualifier	Unit	D	%Rec	%Rec. Limits
PCB-1016	ND		2.71	2.01		mg/Kg	☼	74	50 - 177
PCB-1260	ND		2.71	2.07		mg/Kg	☼	77	33 - 200

Surrogate	*MS %Recovery*	*MS Qualifier*	*Limits*
Tetrachloro-m-xylene	*106*		*60 - 154*
Tetrachloro-m-xylene	*79*		*60 - 154*
DCB Decachlorobiphenyl	*80*		*65 - 174*
DCB Decachlorobiphenyl	*78*		*65 - 174*

Lab Sample ID: 480-147726-1 MSD — **Client Sample ID: LBA-SB2**
Matrix: Solid — **Prep Type: Total/NA**
Analysis Batch: 455460 — **Prep Batch: 454848**

Analyte	Sample Result	Sample Qualifier	Spike Added	MSD Result	MSD Qualifier	Unit	D	%Rec	%Rec. Limits	RPD	RPD Limit
PCB-1016	ND		2.86	2.73		mg/Kg	☼	96	50 - 177	31	50
PCB-1260	ND		2.86	2.65		mg/Kg	☼	93	33 - 200	24	50

Surrogate	*MSD %Recovery*	*MSD Qualifier*	*Limits*
Tetrachloro-m-xylene	*121*		*60 - 154*
Tetrachloro-m-xylene	*91*		*60 - 154*
DCB Decachlorobiphenyl	*90*		*65 - 174*
DCB Decachlorobiphenyl	*89*		*65 - 174*

Method: 537 (modified) - Fluorinated Alkyl Substances

Lab Sample ID: MB 200-139135/1-A — **Client Sample ID: Method Blank**
Matrix: Water — **Prep Type: Total/NA**
Analysis Batch: 139149 — **Prep Batch: 139135**

Analyte	MB Result	MB Qualifier	RL	MDL	Unit	D	Prepared	Analyzed	Dil Fac
Perfluorobutanoic acid (PFBA)	ND		2.0	1.0	ng/L		01/16/19 08:45	01/16/19 20:15	1
Perfluoropentanoic acid (PFPeA)	ND		2.0	0.63	ng/L		01/16/19 08:45	01/16/19 20:15	1
Perfluorohexanoic acid (PFHxA)	ND		2.0	0.76	ng/L		01/16/19 08:45	01/16/19 20:15	1
Perfluoroheptanoic acid (PFHpA)	ND		2.0	0.91	ng/L		01/16/19 08:45	01/16/19 20:15	1
Perfluorooctanoic acid (PFOA)	ND		2.0	0.63	ng/L		01/16/19 08:45	01/16/19 20:15	1
Perfluorononanoic acid (PFNA)	ND		2.0	0.27	ng/L		01/16/19 08:45	01/16/19 20:15	1
Perfluorodecanoic acid (PFDA)	ND		2.0	0.77	ng/L		01/16/19 08:45	01/16/19 20:15	1
Perfluoroundecanoic acid (PFUnA)	ND	I	2.0	0.53	ng/L		01/16/19 08:45	01/16/19 20:15	1
Perfluorododecanoic acid (PFDoA)	ND		2.0	0.59	ng/L		01/16/19 08:45	01/16/19 20:15	1
Perfluorotridecanoic acid (PFTriA)	ND		2.0	0.60	ng/L		01/16/19 08:45	01/16/19 20:15	1
Perfluorotetradecanoic acid (PFTeA)	ND		2.0	0.92	ng/L		01/16/19 08:45	01/16/19 20:15	1
Perfluorobutanesulfonic acid (PFBS)	ND		2.0	0.49	ng/L		01/16/19 08:45	01/16/19 20:15	1
Perfluorohexanesulfonic acid (PFHxS)	ND		2.0	0.80	ng/L		01/16/19 08:45	01/16/19 20:15	1
Perfluoroheptanesulfonic Acid (PFHpS)	ND		2.0	0.95	ng/L		01/16/19 08:45	01/16/19 20:15	1
Perfluorooctanesulfonic acid (PFOS)	ND		2.0	0.61	ng/L		01/16/19 08:45	01/16/19 20:15	1
Perfluorodecanesulfonic acid (PFDS)	ND		2.0	0.90	ng/L		01/16/19 08:45	01/16/19 20:15	1

Method: 537 (modified) - Fluorinated Alkyl Substances (Continued)

Lab Sample ID: MB 200-139135/1-A
Matrix: Water
Analysis Batch: 139149

Client Sample ID: Method Blank
Prep Type: Total/NA
Prep Batch: 139135

Analyte	MB Result	MB Qualifier	RL	MDL	Unit	D	Prepared	Analyzed	Dil Fac
Perfluorooctanesulfonamide (PFOSA)	ND		2.0	0.64	ng/L		01/16/19 08:45	01/16/19 20:15	1
N-methylperfluorooctanesulfonamidoacetic acid (NMeFOSAA)	ND		20	1.7	ng/L		01/16/19 08:45	01/16/19 20:15	1
N-ethylperfluorooctanesulfonamidoacetic acid (NEtFOSAA)	ND		20	1.5	ng/L		01/16/19 08:45	01/16/19 20:15	1
1H,1H,2H,2H-perfluorooctanesulfonic acid (6:2)	ND		20	4.6	ng/L		01/16/19 08:45	01/16/19 20:15	1
1H,1H,2H,2H-perfluorodecanesulfonic acid (8:2)	ND		20	2.9	ng/L		01/16/19 08:45	01/16/19 20:15	1

Isotope Dilution	*MB %Recovery*	*MB Qualifier*	*Limits*	*Prepared*	*Analyzed*	*Dil Fac*
18O2 PFHxS	*108*		*50 - 150*	*01/16/19 08:45*	*01/16/19 20:15*	*1*
13C4 PFHpA	*105*		*50 - 150*	*01/16/19 08:45*	*01/16/19 20:15*	*1*
13C4 PFOA	*105*		*50 - 150*	*01/16/19 08:45*	*01/16/19 20:15*	*1*
13C4 PFOS	*95*		*50 - 150*	*01/16/19 08:45*	*01/16/19 20:15*	*1*
13C5 PFNA	*108*		*50 - 150*	*01/16/19 08:45*	*01/16/19 20:15*	*1*
13C4 PFBA	*85*		*25 - 150*	*01/16/19 08:45*	*01/16/19 20:15*	*1*
13C2 PFHxA	*110*		*50 - 150*	*01/16/19 08:45*	*01/16/19 20:15*	*1*
13C2 PFDA	*101*		*50 - 150*	*01/16/19 08:45*	*01/16/19 20:15*	*1*
13C2 PFUnA	*109*		*50 - 150*	*01/16/19 08:45*	*01/16/19 20:15*	*1*
13C2 PFDoA	*99*		*50 - 150*	*01/16/19 08:45*	*01/16/19 20:15*	*1*
13C8 FOSA	*58*		*25 - 150*	*01/16/19 08:45*	*01/16/19 20:15*	*1*
13C5 PFPeA	*110*		*25 - 150*	*01/16/19 08:45*	*01/16/19 20:15*	*1*
13C2 PFTeDA	*92*		*50 - 150*	*01/16/19 08:45*	*01/16/19 20:15*	*1*
d3-NMeFOSAA	*85*		*50 - 150*	*01/16/19 08:45*	*01/16/19 20:15*	*1*
d5-NEtFOSAA	*95*		*50 - 150*	*01/16/19 08:45*	*01/16/19 20:15*	*1*
M2-6:2 FTS	*147*		*25 - 150*	*01/16/19 08:45*	*01/16/19 20:15*	*1*
M2-8:2 FTS	*114*		*25 - 150*	*01/16/19 08:45*	*01/16/19 20:15*	*1*
13C3 PFBS	*107*		*50 - 150*	*01/16/19 08:45*	*01/16/19 20:15*	*1*

Lab Sample ID: LCS 200-139135/2-A
Matrix: Water
Analysis Batch: 139149

Client Sample ID: Lab Control Sample
Prep Type: Total/NA
Prep Batch: 139135

Analyte	Spike Added	LCS Result	LCS Qualifier	Unit	D	%Rec	%Rec. Limits
Perfluorobutanoic acid (PFBA)	40.0	37.6		ng/L		94	50 - 150
Perfluoropentanoic acid (PFPeA)	40.0	34.7		ng/L		87	50 - 150
Perfluorohexanoic acid (PFHxA)	40.0	38.0		ng/L		95	70 - 130
Perfluoroheptanoic acid (PFHpA)	40.0	39.7		ng/L		99	70 - 130
Perfluorooctanoic acid (PFOA)	40.0	40.1		ng/L		100	70 - 130
Perfluorononanoic acid (PFNA)	40.0	39.6		ng/L		99	70 - 130
Perfluorodecanoic acid (PFDA)	40.0	39.1		ng/L		98	70 - 130
Perfluoroundecanoic acid (PFUnA)	40.0	41.2		ng/L		103	70 - 130
Perfluorododecanoic acid (PFDoA)	40.0	40.7		ng/L		102	70 - 130
Perfluorotridecanoic acid (PFTriA)	40.0	38.4		ng/L		96	70 - 130
Perfluorotetradecanoic acid (PFTeA)	40.0	40.4		ng/L		101	70 - 130

Method: 537 (modified) - Fluorinated Alkyl Substances (Continued)

Lab Sample ID: LCS 200-139135/2-A
Matrix: Water
Analysis Batch: 139149

Client Sample ID: Lab Control Sample
Prep Type: Total/NA
Prep Batch: 139135

Analyte	Spike Added	LCS Result	LCS Qualifier	Unit	D	%Rec	%Rec. Limits
Perfluorobutanesulfonic acid (PFBS)	35.4	32.2		ng/L		91	70 - 130
Perfluorohexanesulfonic acid (PFHxS)	36.4	30.8		ng/L		85	70 - 130
Perfluoroheptanesulfonic Acid (PFHpS)	38.1	37.5		ng/L		99	50 - 150
Perfluorooctanesulfonic acid (PFOS)	37.1	36.7		ng/L		99	70 - 130
Perfluorodecanesulfonic acid (PFDS)	38.6	37.9		ng/L		98	50 - 150
Perfluorooctanesulfonamide (PFOSA)	40.0	39.4		ng/L		98	50 - 150
N-methylperfluorooctanesulfonamidoacetic acid (NMeFOSAA)	40.0	39.1		ng/L		98	70 - 130
N-ethylperfluorooctanesulfonamidoacetic acid (NEtFOSAA)	40.0	39.3		ng/L		98	70 - 130
1H,1H,2H,2H-perfluorooctanesulfonic acid (6:2)	37.9	40.2		ng/L		106	50 - 150
1H,1H,2H,2H-perfluorodecanesulfonic acid (8:2)	38.3	38.4		ng/L		100	50 - 150

Isotope Dilution	*LCS %Recovery*	*LCS Qualifier*	*Limits*
18O2 PFHxS	*128*		*50 - 150*
13C4 PFHpA	*113*		*50 - 150*
13C4 PFOA	*119*		*50 - 150*
13C4 PFOS	*109*		*50 - 150*
13C5 PFNA	*121*		*50 - 150*
13C4 PFBA	*105*		*25 - 150*
13C2 PFHxA	*125*		*50 - 150*
13C2 PFDA	*119*		*50 - 150*
13C2 PFUnA	*117*		*50 - 150*
13C2 PFDoA	*111*		*50 - 150*
13C8 FOSA	*71*		*25 - 150*
13C5 PFPeA	*104*		*25 - 150*
13C2 PFTeDA	*110*		*50 - 150*
d3-NMeFOSAA	*102*		*50 - 150*
d5-NEtFOSAA	*111*		*50 - 150*
M2-6:2 FTS	*157*	*	*25 - 150*
M2-8:2 FTS	*134*		*25 - 150*
13C3 PFBS	*120*		*50 - 150*

Lab Sample ID: LCSD 200-139135/3-A
Matrix: Water
Analysis Batch: 139149

Client Sample ID: Lab Control Sample Dup
Prep Type: Total/NA
Prep Batch: 139135

Analyte	Spike Added	LCSD Result	LCSD Qualifier	Unit	D	%Rec	%Rec. Limits	RPD	RPD Limit
Perfluorobutanoic acid (PFBA)	40.0	39.6		ng/L		99	50 - 150	5	30
Perfluoropentanoic acid (PFPeA)	40.0	31.5		ng/L		79	50 - 150	10	30
Perfluorohexanoic acid (PFHxA)	40.0	38.0		ng/L		95	70 - 130	0	20
Perfluoroheptanoic acid (PFHpA)	40.0	41.4		ng/L		103	70 - 130	4	20
Perfluorooctanoic acid (PFOA)	40.0	40.1		ng/L		100	70 - 130	0	20

Method: 537 (modified) - Fluorinated Alkyl Substances (Continued)

Lab Sample ID: LCSD 200-139135/3-A
Matrix: Water
Analysis Batch: 139149

Client Sample ID: Lab Control Sample Dup
Prep Type: Total/NA
Prep Batch: 139135

Analyte	Spike Added	LCSD Result	LCSD Qualifier	Unit	D	%Rec	%Rec. Limits	RPD	RPD Limit
Perfluorononanoic acid (PFNA)	40.0	40.3		ng/L		101	70 - 130	2	20
Perfluorodecanoic acid (PFDA)	40.0	41.5		ng/L		104	70 - 130	6	20
Perfluoroundecanoic acid (PFUnA)	40.0	39.5		ng/L		99	70 - 130	4	20
Perfluorododecanoic acid (PFDoA)	40.0	41.7		ng/L		104	70 - 130	2	20
Perfluorotridecanoic acid (PFTriA)	40.0	38.4		ng/L		96	70 - 130	0	20
Perfluorotetradecanoic acid (PFTeA)	40.0	41.7		ng/L		104	70 - 130	3	20
Perfluorobutanesulfonic acid (PFBS)	35.4	30.5		ng/L		86	70 - 130	6	20
Perfluorohexanesulfonic acid (PFHxS)	36.4	29.5		ng/L		81	70 - 130	4	20
Perfluoroheptanesulfonic Acid (PFHpS)	38.1	38.6		ng/L		101	50 - 150	3	30
Perfluorooctanesulfonic acid (PFOS)	37.1	37.7		ng/L		102	70 - 130	3	20
Perfluorodecanesulfonic acid (PFDS)	38.6	37.0		ng/L		96	50 - 150	2	30
Perfluorooctanesulfonamide (PFOSA)	40.0	38.1		ng/L		95	50 - 150	3	30
N-methylperfluorooctanesulfonamidoacetic acid (NMeFOSAA)	40.0	38.4		ng/L		96	70 - 130	2	20
N-ethylperfluorooctanesulfonamidoacetic acid (NEtFOSAA)	40.0	37.6		ng/L		94	70 - 130	5	20
1H,1H,2H,2H-perfluorooctanesulfonic acid (6:2)	37.9	38.4		ng/L		101	50 - 150	5	30
1H,1H,2H,2H-perfluorodecanesulfonic acid (8:2)	38.3	41.3		ng/L		108	50 - 150	7	30

Isotope Dilution	*LCSD %Recovery*	*LCSD Qualifier*	*Limits*
18O2 PFHxS	*114*		*50 - 150*
13C4 PFHpA	*102*		*50 - 150*
13C4 PFOA	*102*		*50 - 150*
13C4 PFOS	*97*		*50 - 150*
13C5 PFNA	*101*		*50 - 150*
13C4 PFBA	*95*		*25 - 150*
13C2 PFHxA	*115*		*50 - 150*
13C2 PFDA	*103*		*50 - 150*
13C2 PFUnA	*106*		*50 - 150*
13C2 PFDoA	*93*		*50 - 150*
13C8 FOSA	*63*		*25 - 150*
13C5 PFPeA	*115*		*25 - 150*
13C2 PFTeDA	*89*		*50 - 150*
d3-NMeFOSAA	*84*		*50 - 150*
d5-NEtFOSAA	*98*		*50 - 150*
M2-6:2 FTS	*144*		*25 - 150*
M2-8:2 FTS	*114*		*25 - 150*
13C3 PFBS	*113*		*50 - 150*

Method: 6010C - Metals (ICP)

Lab Sample ID: MB 480-454763/1-A
Matrix: Water
Analysis Batch: 455068

Client Sample ID: Method Blank
Prep Type: Total/NA
Prep Batch: 454763

Analyte	MB Result	MB Qualifier	RL	MDL	Unit	D	Prepared	Analyzed	Dil Fac
Arsenic	ND		0.015	0.0056	mg/L		01/12/19 12:17	01/14/19 19:18	1
Barium	ND		0.0020	0.00070	mg/L		01/12/19 12:17	01/14/19 19:18	1
Cadmium	ND		0.0020	0.00050	mg/L		01/12/19 12:17	01/14/19 19:18	1
Chromium	ND		0.0040	0.0010	mg/L		01/12/19 12:17	01/14/19 19:18	1
Lead	ND		0.010	0.0030	mg/L		01/12/19 12:17	01/14/19 19:18	1
Selenium	ND		0.025	0.0087	mg/L		01/12/19 12:17	01/14/19 19:18	1
Silver	ND		0.0060	0.0017	mg/L		01/12/19 12:17	01/14/19 19:18	1

Lab Sample ID: LCS 480-454763/2-A
Matrix: Water
Analysis Batch: 455068

Client Sample ID: Lab Control Sample
Prep Type: Total/NA
Prep Batch: 454763

Analyte	Spike Added	LCS Result	LCS Qualifier	Unit	D	%Rec	%Rec. Limits
Arsenic	0.200	0.197		mg/L		99	80 - 120
Barium	0.200	0.188		mg/L		94	80 - 120
Cadmium	0.200	0.192		mg/L		96	80 - 120
Chromium	0.200	0.186		mg/L		93	80 - 120
Lead	0.200	0.185		mg/L		92	80 - 120
Selenium	0.200	0.188		mg/L		94	80 - 120
Silver	0.0500	0.0475		mg/L		95	80 - 120

Lab Sample ID: MB 480-454780/1-A
Matrix: Solid
Analysis Batch: 455035

Client Sample ID: Method Blank
Prep Type: Total/NA
Prep Batch: 454780

Analyte	MB Result	MB Qualifier	RL	MDL	Unit	D	Prepared	Analyzed	Dil Fac
Arsenic	ND		1.9	0.39	mg/Kg		01/12/19 10:29	01/14/19 11:41	1
Barium	ND		0.49	0.11	mg/Kg		01/12/19 10:29	01/14/19 11:41	1
Cadmium	ND		0.19	0.029	mg/Kg		01/12/19 10:29	01/14/19 11:41	1
Chromium	ND		0.49	0.19	mg/Kg		01/12/19 10:29	01/14/19 11:41	1
Lead	ND		0.97	0.23	mg/Kg		01/12/19 10:29	01/14/19 11:41	1
Selenium	ND		3.9	0.39	mg/Kg		01/12/19 10:29	01/14/19 11:41	1
Silver	ND		0.58	0.19	mg/Kg		01/12/19 10:29	01/14/19 11:41	1

Lab Sample ID: LCSSRM 480-454780/2-A
Matrix: Solid
Analysis Batch: 455035

Client Sample ID: Lab Control Sample
Prep Type: Total/NA
Prep Batch: 454780

Analyte	Spike Added	LCSSRM Result	LCSSRM Qualifier	Unit	D	%Rec	%Rec. Limits
Arsenic	171	146.2		mg/Kg		85.5	66.1 - 122.2
Barium	272	224.6		mg/Kg		82.6	71.7 - 119.5
Cadmium	225	184.2		mg/Kg		81.9	70.2 - 117.3
Chromium	144	121.6		mg/Kg		84.4	66.1 - 122.9
Lead	111	112.4		mg/Kg		101.2	71.0 - 128.8

Method: 6010C - Metals (ICP) (Continued)

Lab Sample ID: LCSSRM 480-454780/2-A — **Client Sample ID: Lab Control Sample**
Matrix: Solid — **Prep Type: Total/NA**
Analysis Batch: 455035 — **Prep Batch: 454780**

Analyte	Spike Added	LCSSRM Result	LCSSRM Qualifier	Unit	D	%Rec	%Rec. Limits
Selenium	206	176.4		mg/Kg		85.6	63.6 - 122.3
Silver	45.5	38.35		mg/Kg		84.3	66.2 - 124.2

Method: 7470A - Mercury (CVAA)

Lab Sample ID: MB 480-454892/1-A — **Client Sample ID: Method Blank**
Matrix: Water — **Prep Type: Total/NA**
Analysis Batch: 454985 — **Prep Batch: 454892**

Analyte	MB Result	MB Qualifier	RL	MDL	Unit	D	Prepared	Analyzed	Dil Fac
Mercury	ND		0.00020	0.00012	mg/L		01/14/19 11:30	01/14/19 14:57	1

Lab Sample ID: LCS 480-454892/2-A — **Client Sample ID: Lab Control Sample**
Matrix: Water — **Prep Type: Total/NA**
Analysis Batch: 454985 — **Prep Batch: 454892**

Analyte	Spike Added	LCS Result	LCS Qualifier	Unit	D	%Rec	%Rec. Limits
Mercury	0.00667	0.00723		mg/L		108	80 - 120

Method: 7471B - Mercury (CVAA)

Lab Sample ID: MB 480-455139/1-A — **Client Sample ID: Method Blank**
Matrix: Solid — **Prep Type: Total/NA**
Analysis Batch: 455166 — **Prep Batch: 455139**

Analyte	MB Result	MB Qualifier	RL	MDL	Unit	D	Prepared	Analyzed	Dil Fac
Mercury	ND		0.020	0.0081	mg/Kg		01/15/19 15:00	01/15/19 15:47	1

Lab Sample ID: LCSSRM 480-455139/2-A ^10 — **Client Sample ID: Lab Control Sample**
Matrix: Solid — **Prep Type: Total/NA**
Analysis Batch: 455166 — **Prep Batch: 455139**

Analyte	Spike Added	LCSSRM Result	LCSSRM Qualifier	Unit	D	%Rec	%Rec. Limits
Mercury	12.0	10.73		mg/Kg		89.4	57.3 - 133.3

Lab Sample ID: 480-147726-2 MS — **Client Sample ID: LBA-SB3**
Matrix: Solid — **Prep Type: Total/NA**
Analysis Batch: 455166 — **Prep Batch: 455139**

Analyte	Sample Result	Sample Qualifier	Spike Added	MS Result	MS Qualifier	Unit	D	%Rec	%Rec. Limits
Mercury	0.029		0.377	0.438		mg/Kg	☼	108	80 - 120

Method: 7471B - Mercury (CVAA) (Continued)

Lab Sample ID: 480-147726-2 MSD — **Client Sample ID: LBA-SB3**
Matrix: Solid — **Prep Type: Total/NA**
Analysis Batch: 455166 — **Prep Batch: 455139**

Analyte	Sample Result	Sample Qualifier	Spike Added	MSD Result	MSD Qualifier	Unit	D	%Rec	%Rec. Limits	RPD	RPD Limit
Mercury	0.029		0.382	0.432		mg/Kg	☼	105	80 - 120	1	20

Method: 9012B - Cyanide, Total andor Amenable

Lab Sample ID: MB 480-455090/1-A — **Client Sample ID: Method Blank**
Matrix: Solid — **Prep Type: Total/NA**
Analysis Batch: 455113 — **Prep Batch: 455090**

Analyte	MB Result	MB Qualifier	RL	MDL	Unit	D	Prepared	Analyzed	Dil Fac
Cyanide, Total	0.668	J	0.94	0.45	mg/Kg		01/15/19 10:38	01/15/19 12:24	1

Lab Sample ID: LCS 480-455090/2-A — **Client Sample ID: Lab Control Sample**
Matrix: Solid — **Prep Type: Total/NA**
Analysis Batch: 455113 — **Prep Batch: 455090**

Analyte	Spike Added	LCS Result	LCS Qualifier	Unit	D	%Rec	%Rec. Limits
Cyanide, Total	38.1	40.72		mg/Kg		107	29 - 122

Lab Sample ID: LCSSRM 480-455090/3-A ^2 — **Client Sample ID: Lab Control Sample**
Matrix: Solid — **Prep Type: Total/NA**
Analysis Batch: 455113 — **Prep Batch: 455090**

Analyte	Spike Added	LCSSRM Result	LCSSRM Qualifier	Unit	D	%Rec	%Rec. Limits
Cyanide, Total	86.4	84.34		mg/Kg		97.6	29.1 - 119.2

Lab Sample ID: 480-147726-3 MS — **Client Sample ID: LBA-SB4**
Matrix: Solid — **Prep Type: Total/NA**
Analysis Batch: 455113 — **Prep Batch: 455090**

Analyte	Sample Result	Sample Qualifier	Spike Added	MS Result	MS Qualifier	Unit	D	%Rec	%Rec. Limits
Cyanide, Total	ND		10.4	11.24		mg/Kg	☼	108	85 - 115

Lab Sample ID: 480-147726-4 MS — **Client Sample ID: BLIND DUPLICATE-01**
Matrix: Solid — **Prep Type: Total/NA**
Analysis Batch: 455113 — **Prep Batch: 455090**

Analyte	Sample Result	Sample Qualifier	Spike Added	MS Result	MS Qualifier	Unit	D	%Rec	%Rec. Limits
Cyanide, Total	ND		11.0	11.15		mg/Kg	☼	101	85 - 115

Lab Sample ID: 480-147726-1 DU — **Client Sample ID: LBA-SB2**
Matrix: Solid — **Prep Type: Total/NA**
Analysis Batch: 455113 — **Prep Batch: 455090**

Analyte	Sample Result	Sample Qualifier	DU Result	DU Qualifier	Unit	D	RPD	RPD Limit
Cyanide, Total	ND		ND		mg/Kg	☼	NC	15

Method: 9012B - Cyanide, Total andor Amenable (Continued)

Lab Sample ID: MB 480-455342/1-A — **Client Sample ID: Method Blank**
Matrix: Water — **Prep Type: Total/NA**
Analysis Batch: 455479 — **Prep Batch: 455342**

Analyte	MB Result	MB Qualifier	RL	MDL	Unit	D	Prepared	Analyzed	Dil Fac
Cyanide, Total	ND		0.010	0.0050	mg/L		01/16/19 14:45	01/17/19 10:35	1

Lab Sample ID: LCS 480-455342/2-A — **Client Sample ID: Lab Control Sample**
Matrix: Water — **Prep Type: Total/NA**
Analysis Batch: 455479 — **Prep Batch: 455342**

Analyte	Spike Added	LCS Result	LCS Qualifier	Unit	D	%Rec	%Rec. Limits
Cyanide, Total	0.400	0.433		mg/L		108	90 - 110

Lab Sample ID: LCS 480-455342/3-A — **Client Sample ID: Lab Control Sample**
Matrix: Water — **Prep Type: Total/NA**
Analysis Batch: 455479 — **Prep Batch: 455342**

Analyte	Spike Added	LCS Result	LCS Qualifier	Unit	D	%Rec	%Rec. Limits
Cyanide, Total	0.250	0.282	*	mg/L		113	90 - 110

QC Association Summary

Client: LaBella Associates DPC
Project/Site: Webster CSD Willink Middle School

TestAmerica Job ID: 480-147726-1

GC/MS VOA

Analysis Batch: 454857

Lab Sample ID	Client Sample ID	Prep Type	Matrix	Method	Prep Batch
480-147726-5	MW-1	Total/NA	Water	8260C	
480-147726-8	BLIND DUPLICATE-02	Total/NA	Water	8260C	
MB 480-454857/8	Method Blank	Total/NA	Water	8260C	
LCS 480-454857/5	Lab Control Sample	Total/NA	Water	8260C	

Prep Batch: 455234

Lab Sample ID	Client Sample ID	Prep Type	Matrix	Method	Prep Batch
480-147726-1	LBA-SB2	Total/NA	Solid	5035A_L	
480-147726-2	LBA-SB3	Total/NA	Solid	5035A_L	
480-147726-3	LBA-SB4	Total/NA	Solid	5035A_L	
480-147726-4	BLIND DUPLICATE-01	Total/NA	Solid	5035A_L	
MB 480-455234/2-A	Method Blank	Total/NA	Solid	5035A_L	
LCS 480-455234/1-A	Lab Control Sample	Total/NA	Solid	5035A_L	

Analysis Batch: 455237

Lab Sample ID	Client Sample ID	Prep Type	Matrix	Method	Prep Batch
480-147726-1	LBA-SB2	Total/NA	Solid	8260C	455234
480-147726-2	LBA-SB3	Total/NA	Solid	8260C	455234
480-147726-3	LBA-SB4	Total/NA	Solid	8260C	455234
480-147726-4	BLIND DUPLICATE-01	Total/NA	Solid	8260C	455234
MB 480-455234/2-A	Method Blank	Total/NA	Solid	8260C	455234
LCS 480-455234/1-A	Lab Control Sample	Total/NA	Solid	8260C	455234

GC/MS Semi VOA

Prep Batch: 454744

Lab Sample ID	Client Sample ID	Prep Type	Matrix	Method	Prep Batch
480-147726-1	LBA-SB2	Total/NA	Solid	3550C	
480-147726-2	LBA-SB3	Total/NA	Solid	3550C	
480-147726-3	LBA-SB4	Total/NA	Solid	3550C	
480-147726-4	BLIND DUPLICATE-01	Total/NA	Solid	3550C	
MB 480-454744/1-A	Method Blank	Total/NA	Solid	3550C	
LCS 480-454744/2-A	Lab Control Sample	Total/NA	Solid	3550C	

Prep Batch: 454847

Lab Sample ID	Client Sample ID	Prep Type	Matrix	Method	Prep Batch
480-147726-5	MW-1	Total/NA	Water	3510C	
480-147726-8	BLIND DUPLICATE-02	Total/NA	Water	3510C	
MB 480-454847/1-A	Method Blank	Total/NA	Water	3510C	
LCS 480-454847/2-A	Lab Control Sample	Total/NA	Water	3510C	

Prep Batch: 454860

Lab Sample ID	Client Sample ID	Prep Type	Matrix	Method	Prep Batch
480-147726-5	MW-1	Total/NA	Water	3510C	
480-147726-8	BLIND DUPLICATE-02	Total/NA	Water	3510C	
MB 480-454860/1-A	Method Blank	Total/NA	Water	3510C	
LCS 480-454860/2-A	Lab Control Sample	Total/NA	Water	3510C	
LCSD 480-454860/3-A	Lab Control Sample Dup	Total/NA	Water	3510C	

GC/MS Semi VOA (Continued)

Analysis Batch: 455117

Lab Sample ID	Client Sample ID	Prep Type	Matrix	Method	Prep Batch
480-147726-1	LBA-SB2	Total/NA	Solid	8270D	454744
480-147726-2	LBA-SB3	Total/NA	Solid	8270D	454744
480-147726-3	LBA-SB4	Total/NA	Solid	8270D	454744
480-147726-4	BLIND DUPLICATE-01	Total/NA	Solid	8270D	454744
MB 480-454744/1-A	Method Blank	Total/NA	Solid	8270D	454744
LCS 480-454744/2-A	Lab Control Sample	Total/NA	Solid	8270D	454744

Analysis Batch: 455270

Lab Sample ID	Client Sample ID	Prep Type	Matrix	Method	Prep Batch
480-147726-5	MW-1	Total/NA	Water	8270D	454847
480-147726-8	BLIND DUPLICATE-02	Total/NA	Water	8270D	454847
MB 480-454847/1-A	Method Blank	Total/NA	Water	8270D	454847
LCS 480-454847/2-A	Lab Control Sample	Total/NA	Water	8270D	454847

Analysis Batch: 456469

Lab Sample ID	Client Sample ID	Prep Type	Matrix	Method	Prep Batch
480-147726-5	MW-1	Total/NA	Water	8270D SIM ID	454860
480-147726-8	BLIND DUPLICATE-02	Total/NA	Water	8270D SIM ID	454860
MB 480-454860/1-A	Method Blank	Total/NA	Water	8270D SIM ID	454860
LCS 480-454860/2-A	Lab Control Sample	Total/NA	Water	8270D SIM ID	454860
LCSD 480-454860/3-A	Lab Control Sample Dup	Total/NA	Water	8270D SIM ID	454860

GC VOA

Analysis Batch: 454679

Lab Sample ID	Client Sample ID	Prep Type	Matrix	Method	Prep Batch
480-147726-5	MW-1	Total/NA	Water	8015D	454708
480-147726-8	BLIND DUPLICATE-02	Total/NA	Water	8015D	454708
MB 480-454708/1-A	Method Blank	Total/NA	Water	8015D	454708
LCS 480-454708/2-A	Lab Control Sample	Total/NA	Water	8015D	454708
LCSD 480-454708/3-A	Lab Control Sample Dup	Total/NA	Water	8015D	454708
480-147726-5 MS	MW-1	Total/NA	Water	8015D	
480-147726-5 MSD	MW-1	Total/NA	Water	8015D	

Prep Batch: 454708

Lab Sample ID	Client Sample ID	Prep Type	Matrix	Method	Prep Batch
480-147726-5	MW-1	Total/NA	Water	8015 Prep	
480-147726-8	BLIND DUPLICATE-02	Total/NA	Water	8015 Prep	
MB 480-454708/1-A	Method Blank	Total/NA	Water	8015 Prep	
LCS 480-454708/2-A	Lab Control Sample	Total/NA	Water	8015 Prep	
LCSD 480-454708/3-A	Lab Control Sample Dup	Total/NA	Water	8015 Prep	

GC Semi VOA

Prep Batch: 454745

Lab Sample ID	Client Sample ID	Prep Type	Matrix	Method	Prep Batch
480-147726-5	MW-1	Total/NA	Water	3510C	
480-147726-8	BLIND DUPLICATE-02	Total/NA	Water	3510C	
MB 480-454745/1-A	Method Blank	Total/NA	Water	3510C	
LCS 480-454745/2-A	Lab Control Sample	Total/NA	Water	3510C	

GC Semi VOA (Continued)

Prep Batch: 454745 (Continued)

Lab Sample ID	Client Sample ID	Prep Type	Matrix	Method	Prep Batch
LCSD 480-454745/3-A	Lab Control Sample Dup	Total/NA	Water	3510C	

Prep Batch: 454747

Lab Sample ID	Client Sample ID	Prep Type	Matrix	Method	Prep Batch
480-147726-1	LBA-SB2	Total/NA	Solid	3550C	
480-147726-2	LBA-SB3	Total/NA	Solid	3550C	
480-147726-3	LBA-SB4	Total/NA	Solid	3550C	
480-147726-4	BLIND DUPLICATE-01	Total/NA	Solid	3550C	
MB 480-454747/1-A	Method Blank	Total/NA	Solid	3550C	
LCS 480-454747/2-A	Lab Control Sample	Total/NA	Solid	3550C	
480-147726-2 MS	LBA-SB3	Total/NA	Solid	3550C	
480-147726-2 MSD	LBA-SB3	Total/NA	Solid	3550C	

Prep Batch: 454749

Lab Sample ID	Client Sample ID	Prep Type	Matrix	Method	Prep Batch
480-147726-5	MW-1	Total/NA	Water	3510C	
480-147726-8	BLIND DUPLICATE-02	Total/NA	Water	3510C	
MB 480-454749/1-A	Method Blank	Total/NA	Water	3510C	
LCS 480-454749/2-A	Lab Control Sample	Total/NA	Water	3510C	
LCSD 480-454749/3-A	Lab Control Sample Dup	Total/NA	Water	3510C	

Analysis Batch: 454825

Lab Sample ID	Client Sample ID	Prep Type	Matrix	Method	Prep Batch
480-147726-5	MW-1	Total/NA	Water	8082A	454749
480-147726-8	BLIND DUPLICATE-02	Total/NA	Water	8082A	454749
MB 480-454749/1-A	Method Blank	Total/NA	Water	8082A	454749
LCS 480-454749/2-A	Lab Control Sample	Total/NA	Water	8082A	454749
LCSD 480-454749/3-A	Lab Control Sample Dup	Total/NA	Water	8082A	454749

Prep Batch: 454848

Lab Sample ID	Client Sample ID	Prep Type	Matrix	Method	Prep Batch
480-147726-1	LBA-SB2	Total/NA	Solid	3550C	
480-147726-2	LBA-SB3	Total/NA	Solid	3550C	
480-147726-3	LBA-SB4	Total/NA	Solid	3550C	
480-147726-4	BLIND DUPLICATE-01	Total/NA	Solid	3550C	
MB 480-454848/1-A	Method Blank	Total/NA	Solid	3550C	
LCS 480-454848/2-A	Lab Control Sample	Total/NA	Solid	3550C	
480-147726-1 MS	LBA-SB2	Total/NA	Solid	3550C	
480-147726-1 MSD	LBA-SB2	Total/NA	Solid	3550C	

Analysis Batch: 454849

Lab Sample ID	Client Sample ID	Prep Type	Matrix	Method	Prep Batch
480-147726-5	MW-1	Total/NA	Water	8081B	454745
480-147726-8	BLIND DUPLICATE-02	Total/NA	Water	8081B	454745
MB 480-454745/1-A	Method Blank	Total/NA	Water	8081B	454745
LCS 480-454745/2-A	Lab Control Sample	Total/NA	Water	8081B	454745
LCSD 480-454745/3-A	Lab Control Sample Dup	Total/NA	Water	8081B	454745

Analysis Batch: 454853

Lab Sample ID	Client Sample ID	Prep Type	Matrix	Method	Prep Batch
480-147726-1	LBA-SB2	Total/NA	Solid	8081B	454747

GC Semi VOA (Continued)

Analysis Batch: 454853 (Continued)

Lab Sample ID	Client Sample ID	Prep Type	Matrix	Method	Prep Batch
480-147726-2	LBA-SB3	Total/NA	Solid	8081B	454747
480-147726-3	LBA-SB4	Total/NA	Solid	8081B	454747
480-147726-4	BLIND DUPLICATE-01	Total/NA	Solid	8081B	454747
MB 480-454747/1-A	Method Blank	Total/NA	Solid	8081B	454747
480-147726-2 MS	LBA-SB3	Total/NA	Solid	8081B	454747
480-147726-2 MSD	LBA-SB3	Total/NA	Solid	8081B	454747

Analysis Batch: 455096

Lab Sample ID	Client Sample ID	Prep Type	Matrix	Method	Prep Batch
LCS 480-454747/2-A	Lab Control Sample	Total/NA	Solid	8081B	454747

Analysis Batch: 455460

Lab Sample ID	Client Sample ID	Prep Type	Matrix	Method	Prep Batch
480-147726-1	LBA-SB2	Total/NA	Solid	8082A	454848
480-147726-2	LBA-SB3	Total/NA	Solid	8082A	454848
480-147726-3	LBA-SB4	Total/NA	Solid	8082A	454848
480-147726-4	BLIND DUPLICATE-01	Total/NA	Solid	8082A	454848
MB 480-454848/1-A	Method Blank	Total/NA	Solid	8082A	454848
LCS 480-454848/2-A	Lab Control Sample	Total/NA	Solid	8082A	454848
480-147726-1 MS	LBA-SB2	Total/NA	Solid	8082A	454848
480-147726-1 MSD	LBA-SB2	Total/NA	Solid	8082A	454848

LCMS

Prep Batch: 139135

Lab Sample ID	Client Sample ID	Prep Type	Matrix	Method	Prep Batch
480-147726-5	MW-1	Total/NA	Water	3535	
480-147726-6	ERB-01	Total/NA	Water	3535	
480-147726-7	FIELD BLANK-01	Total/NA	Water	3535	
480-147726-8	BLIND DUPLICATE-02	Total/NA	Water	3535	
MB 200-139135/1-A	Method Blank	Total/NA	Water	3535	
LCS 200-139135/2-A	Lab Control Sample	Total/NA	Water	3535	
LCSD 200-139135/3-A	Lab Control Sample Dup	Total/NA	Water	3535	

Analysis Batch: 139149

Lab Sample ID	Client Sample ID	Prep Type	Matrix	Method	Prep Batch
480-147726-5	MW-1	Total/NA	Water	537 (modified)	139135
480-147726-6	ERB-01	Total/NA	Water	537 (modified)	139135
480-147726-7	FIELD BLANK-01	Total/NA	Water	537 (modified)	139135
480-147726-8	BLIND DUPLICATE-02	Total/NA	Water	537 (modified)	139135
MB 200-139135/1-A	Method Blank	Total/NA	Water	537 (modified)	139135
LCS 200-139135/2-A	Lab Control Sample	Total/NA	Water	537 (modified)	139135
LCSD 200-139135/3-A	Lab Control Sample Dup	Total/NA	Water	537 (modified)	139135

Metals

Prep Batch: 454763

Lab Sample ID	Client Sample ID	Prep Type	Matrix	Method	Prep Batch
480-147726-5	MW-1	Total/NA	Water	3005A	
480-147726-8	BLIND DUPLICATE-02	Total/NA	Water	3005A	

Metals (Continued)

Prep Batch: 454763 (Continued)

Lab Sample ID	Client Sample ID	Prep Type	Matrix	Method	Prep Batch
MB 480-454763/1-A	Method Blank	Total/NA	Water	3005A	
LCS 480-454763/2-A	Lab Control Sample	Total/NA	Water	3005A	

Prep Batch: 454780

Lab Sample ID	Client Sample ID	Prep Type	Matrix	Method	Prep Batch
480-147726-1	LBA-SB2	Total/NA	Solid	3050B	
480-147726-2	LBA-SB3	Total/NA	Solid	3050B	
480-147726-3	LBA-SB4	Total/NA	Solid	3050B	
480-147726-4	BLIND DUPLICATE-01	Total/NA	Solid	3050B	
MB 480-454780/1-A	Method Blank	Total/NA	Solid	3050B	
LCSSRM 480-454780/2-A	Lab Control Sample	Total/NA	Solid	3050B	

Prep Batch: 454892

Lab Sample ID	Client Sample ID	Prep Type	Matrix	Method	Prep Batch
480-147726-5	MW-1	Total/NA	Water	7470A	
480-147726-8	BLIND DUPLICATE-02	Total/NA	Water	7470A	
MB 480-454892/1-A	Method Blank	Total/NA	Water	7470A	
LCS 480-454892/2-A	Lab Control Sample	Total/NA	Water	7470A	

Analysis Batch: 454985

Lab Sample ID	Client Sample ID	Prep Type	Matrix	Method	Prep Batch
480-147726-5	MW-1	Total/NA	Water	7470A	454892
480-147726-8	BLIND DUPLICATE-02	Total/NA	Water	7470A	454892
MB 480-454892/1-A	Method Blank	Total/NA	Water	7470A	454892
LCS 480-454892/2-A	Lab Control Sample	Total/NA	Water	7470A	454892

Analysis Batch: 455035

Lab Sample ID	Client Sample ID	Prep Type	Matrix	Method	Prep Batch
480-147726-1	LBA-SB2	Total/NA	Solid	6010C	454780
480-147726-2	LBA-SB3	Total/NA	Solid	6010C	454780
480-147726-3	LBA-SB4	Total/NA	Solid	6010C	454780
480-147726-4	BLIND DUPLICATE-01	Total/NA	Solid	6010C	454780
MB 480-454780/1-A	Method Blank	Total/NA	Solid	6010C	454780
LCSSRM 480-454780/2-A	Lab Control Sample	Total/NA	Solid	6010C	454780

Analysis Batch: 455068

Lab Sample ID	Client Sample ID	Prep Type	Matrix	Method	Prep Batch
480-147726-5	MW-1	Total/NA	Water	6010C	454763
480-147726-8	BLIND DUPLICATE-02	Total/NA	Water	6010C	454763
MB 480-454763/1-A	Method Blank	Total/NA	Water	6010C	454763
LCS 480-454763/2-A	Lab Control Sample	Total/NA	Water	6010C	454763

Prep Batch: 455139

Lab Sample ID	Client Sample ID	Prep Type	Matrix	Method	Prep Batch
480-147726-1	LBA-SB2	Total/NA	Solid	7471B	
480-147726-2	LBA-SB3	Total/NA	Solid	7471B	
480-147726-3	LBA-SB4	Total/NA	Solid	7471B	
480-147726-4	BLIND DUPLICATE-01	Total/NA	Solid	7471B	
MB 480-455139/1-A	Method Blank	Total/NA	Solid	7471B	
LCSSRM 480-455139/2-A ^10	Lab Control Sample	Total/NA	Solid	7471B	
480-147726-2 MS	LBA-SB3	Total/NA	Solid	7471B	

Metals (Continued)

Prep Batch: 455139 (Continued)

Lab Sample ID	Client Sample ID	Prep Type	Matrix	Method	Prep Batch
480-147726-2 MSD	LBA-SB3	Total/NA	Solid	7471B	

Analysis Batch: 455166

Lab Sample ID	Client Sample ID	Prep Type	Matrix	Method	Prep Batch
480-147726-1	LBA-SB2	Total/NA	Solid	7471B	455139
480-147726-2	LBA-SB3	Total/NA	Solid	7471B	455139
480-147726-3	LBA-SB4	Total/NA	Solid	7471B	455139
480-147726-4	BLIND DUPLICATE-01	Total/NA	Solid	7471B	455139
MB 480-455139/1-A	Method Blank	Total/NA	Solid	7471B	455139
LCSSRM 480-455139/2-A ^10	Lab Control Sample	Total/NA	Solid	7471B	455139
480-147726-2 MS	LBA-SB3	Total/NA	Solid	7471B	455139
480-147726-2 MSD	LBA-SB3	Total/NA	Solid	7471B	455139

General Chemistry

Analysis Batch: 454758

Lab Sample ID	Client Sample ID	Prep Type	Matrix	Method	Prep Batch
480-147726-1	LBA-SB2	Total/NA	Solid	Moisture	
480-147726-2	LBA-SB3	Total/NA	Solid	Moisture	
480-147726-3	LBA-SB4	Total/NA	Solid	Moisture	
480-147726-4	BLIND DUPLICATE-01	Total/NA	Solid	Moisture	

Prep Batch: 455090

Lab Sample ID	Client Sample ID	Prep Type	Matrix	Method	Prep Batch
480-147726-1	LBA-SB2	Total/NA	Solid	9012B	
480-147726-2	LBA-SB3	Total/NA	Solid	9012B	
480-147726-3	LBA-SB4	Total/NA	Solid	9012B	
480-147726-4	BLIND DUPLICATE-01	Total/NA	Solid	9012B	
MB 480-455090/1-A	Method Blank	Total/NA	Solid	9012B	
LCS 480-455090/2-A	Lab Control Sample	Total/NA	Solid	9012B	
LCSSRM 480-455090/3-A ^2	Lab Control Sample	Total/NA	Solid	9012B	
480-147726-3 MS	LBA-SB4	Total/NA	Solid	9012B	
480-147726-4 MS	BLIND DUPLICATE-01	Total/NA	Solid	9012B	
480-147726-1 DU	LBA-SB2	Total/NA	Solid	9012B	

Analysis Batch: 455113

Lab Sample ID	Client Sample ID	Prep Type	Matrix	Method	Prep Batch
480-147726-1	LBA-SB2	Total/NA	Solid	9012B	455090
480-147726-2	LBA-SB3	Total/NA	Solid	9012B	455090
480-147726-3	LBA-SB4	Total/NA	Solid	9012B	455090
480-147726-4	BLIND DUPLICATE-01	Total/NA	Solid	9012B	455090
MB 480-455090/1-A	Method Blank	Total/NA	Solid	9012B	455090
LCS 480-455090/2-A	Lab Control Sample	Total/NA	Solid	9012B	455090
LCSSRM 480-455090/3-A ^2	Lab Control Sample	Total/NA	Solid	9012B	455090
480-147726-3 MS	LBA-SB4	Total/NA	Solid	9012B	455090
480-147726-4 MS	BLIND DUPLICATE-01	Total/NA	Solid	9012B	455090
480-147726-1 DU	LBA-SB2	Total/NA	Solid	9012B	455090

QC Association Summary

Client: LaBella Associates DPC
Project/Site: Webster CSD Willink Middle School

TestAmerica Job ID: 480-147726-1

General Chemistry (Continued)

Prep Batch: 455342

Lab Sample ID	Client Sample ID	Prep Type	Matrix	Method	Prep Batch
480-147726-5	MW-1	Total/NA	Water	9012B	
480-147726-8	BLIND DUPLICATE-02	Total/NA	Water	9012B	
MB 480-455342/1-A	Method Blank	Total/NA	Water	9012B	
LCS 480-455342/2-A	Lab Control Sample	Total/NA	Water	9012B	
LCS 480-455342/3-A	Lab Control Sample	Total/NA	Water	9012B	

Analysis Batch: 455479

Lab Sample ID	Client Sample ID	Prep Type	Matrix	Method	Prep Batch
480-147726-5	MW-1	Total/NA	Water	9012B	455342
480-147726-8	BLIND DUPLICATE-02	Total/NA	Water	9012B	455342
MB 480-455342/1-A	Method Blank	Total/NA	Water	9012B	455342
LCS 480-455342/2-A	Lab Control Sample	Total/NA	Water	9012B	455342
LCS 480-455342/3-A	Lab Control Sample	Total/NA	Water	9012B	455342

Lab Chronicle

Client: LaBella Associates DPC
Project/Site: Webster CSD Willink Middle School

TestAmerica Job ID: 480-147726-1

Client Sample ID: LBA-SB2 — Lab Sample ID: 480-147726-1

Date Collected: 01/07/19 13:30
Date Received: 01/10/19 10:30
Matrix: Solid

Prep Type	Batch Type	Batch Method	Run	Dilution Factor	Batch Number	Prepared or Analyzed	Analyst	Lab
Total/NA	Analysis	Moisture		1	454758	01/11/19 15:04	KPK	TAL BUF

Client Sample ID: LBA-SB2 — Lab Sample ID: 480-147726-1

Date Collected: 01/07/19 13:30
Date Received: 01/10/19 10:30
Matrix: Solid
Percent Solids: 87.5

Prep Type	Batch Type	Batch Method	Run	Dilution Factor	Batch Number	Prepared or Analyzed	Analyst	Lab
Total/NA	Prep	5035A_L			455234	01/08/19 21:30	CDC	TAL BUF
Total/NA	Analysis	8260C		1	455237	01/16/19 13:36	AEM	TAL BUF
Total/NA	Prep	3550C			454744	01/11/19 14:15	SGD	TAL BUF
Total/NA	Analysis	8270D		1	455117	01/15/19 18:45	DMR	TAL BUF
Total/NA	Prep	3550C			454747	01/11/19 14:24	SGD	TAL BUF
Total/NA	Analysis	8081B		1	454853	01/14/19 14:57	JLS	TAL BUF
Total/NA	Prep	3550C			454848	01/14/19 07:37	SGD	TAL BUF
Total/NA	Analysis	8082A		1	455460	01/17/19 15:17	DSC	TAL BUF
Total/NA	Prep	3050B			454780	01/12/19 10:29	JMP	TAL BUF
Total/NA	Analysis	6010C		1	455035	01/14/19 11:56	LMH	TAL BUF
Total/NA	Prep	7471B			455139	01/15/19 15:00	BMB	TAL BUF
Total/NA	Analysis	7471B		1	455166	01/15/19 15:49	BMB	TAL BUF
Total/NA	Prep	9012B			455090	01/15/19 10:38	LAW	TAL BUF
Total/NA	Analysis	9012B		1	455113	01/15/19 12:28	MDL	TAL BUF

Client Sample ID: LBA-SB3 — Lab Sample ID: 480-147726-2

Date Collected: 01/07/19 11:15
Date Received: 01/10/19 10:30
Matrix: Solid

Prep Type	Batch Type	Batch Method	Run	Dilution Factor	Batch Number	Prepared or Analyzed	Analyst	Lab
Total/NA	Analysis	Moisture		1	454758	01/11/19 15:04	KPK	TAL BUF

Client Sample ID: LBA-SB3 — Lab Sample ID: 480-147726-2

Date Collected: 01/07/19 11:15
Date Received: 01/10/19 10:30
Matrix: Solid
Percent Solids: 87.9

Prep Type	Batch Type	Batch Method	Run	Dilution Factor	Batch Number	Prepared or Analyzed	Analyst	Lab
Total/NA	Prep	5035A_L			455234	01/08/19 21:30	CDC	TAL BUF
Total/NA	Analysis	8260C		1	455237	01/16/19 14:02	AEM	TAL BUF
Total/NA	Prep	3550C			454744	01/11/19 14:15	SGD	TAL BUF
Total/NA	Analysis	8270D		5	455117	01/15/19 19:10	DMR	TAL BUF
Total/NA	Prep	3550C			454747	01/11/19 14:24	SGD	TAL BUF
Total/NA	Analysis	8081B		2	454853	01/14/19 14:37	JLS	TAL BUF
Total/NA	Prep	3550C			454848	01/14/19 07:37	SGD	TAL BUF
Total/NA	Analysis	8082A		1	455460	01/17/19 16:04	DSC	TAL BUF
Total/NA	Prep	3050B			454780	01/12/19 10:29	JMP	TAL BUF

Lab Chronicle

Client: LaBella Associates DPC
Project/Site: Webster CSD Willink Middle School

TestAmerica Job ID: 480-147726-1

Client Sample ID: LBA-SB3

Lab Sample ID: 480-147726-2
Date Collected: 01/07/19 11:15
Matrix: Solid
Date Received: 01/10/19 10:30
Percent Solids: 87.9

Prep Type	Batch Type	Batch Method	Run	Dilution Factor	Batch Number	Prepared or Analyzed	Analyst	Lab
Total/NA	Analysis	6010C		1	455035	01/14/19 12:00	LMH	TAL BUF
Total/NA	Prep	7471B			455139	01/15/19 15:00	BMB	TAL BUF
Total/NA	Analysis	7471B		1	455166	01/15/19 15:50	BMB	TAL BUF
Total/NA	Prep	9012B			455090	01/15/19 10:38	LAW	TAL BUF
Total/NA	Analysis	9012B		1	455113	01/15/19 12:44	MDL	TAL BUF

Client Sample ID: LBA-SB4

Lab Sample ID: 480-147726-3
Date Collected: 01/07/19 13:00
Matrix: Solid
Date Received: 01/10/19 10:30

Prep Type	Batch Type	Batch Method	Run	Dilution Factor	Batch Number	Prepared or Analyzed	Analyst	Lab
Total/NA	Analysis	Moisture		1	454758	01/11/19 15:04	KPK	TAL BUF

Client Sample ID: LBA-SB4

Lab Sample ID: 480-147726-3
Date Collected: 01/07/19 13:00
Matrix: Solid
Date Received: 01/10/19 10:30
Percent Solids: 91.4

Prep Type	Batch Type	Batch Method	Run	Dilution Factor	Batch Number	Prepared or Analyzed	Analyst	Lab
Total/NA	Prep	5035A_L			455234	01/08/19 21:30	CDC	TAL BUF
Total/NA	Analysis	8260C		1	455237	01/16/19 14:28	AEM	TAL BUF
Total/NA	Prep	3550C			454744	01/11/19 14:15	SGD	TAL BUF
Total/NA	Analysis	8270D		1	455117	01/15/19 19:34	DMR	TAL BUF
Total/NA	Prep	3550C			454747	01/11/19 14:24	SGD	TAL BUF
Total/NA	Analysis	8081B		1	454853	01/14/19 15:16	JLS	TAL BUF
Total/NA	Prep	3550C			454848	01/14/19 07:37	SGD	TAL BUF
Total/NA	Analysis	8082A		1	455460	01/17/19 16:20	DSC	TAL BUF
Total/NA	Prep	3050B			454780	01/12/19 10:29	JMP	TAL BUF
Total/NA	Analysis	6010C		1	455035	01/14/19 12:04	LMH	TAL BUF
Total/NA	Prep	7471B			455139	01/15/19 15:00	BMB	TAL BUF
Total/NA	Analysis	7471B		1	455166	01/15/19 15:55	BMB	TAL BUF
Total/NA	Prep	9012B			455090	01/15/19 10:38	LAW	TAL BUF
Total/NA	Analysis	9012B		1	455113	01/15/19 12:31	MDL	TAL BUF

Client Sample ID: BLIND DUPLICATE-01

Lab Sample ID: 480-147726-4
Date Collected: 01/07/19 00:00
Matrix: Solid
Date Received: 01/10/19 10:30

Prep Type	Batch Type	Batch Method	Run	Dilution Factor	Batch Number	Prepared or Analyzed	Analyst	Lab
Total/NA	Analysis	Moisture		1	454758	01/11/19 15:04	KPK	TAL BUF

Lab Chronicle

Client: LaBella Associates DPC
Project/Site: Webster CSD Willink Middle School

TestAmerica Job ID: 480-147726-1

Client Sample ID: BLIND DUPLICATE-01

Lab Sample ID: 480-147726-4

Date Collected: 01/07/19 00:00
Date Received: 01/10/19 10:30

Matrix: Solid
Percent Solids: 85.6

Prep Type	Batch Type	Batch Method	Run	Dilution Factor	Batch Number	Prepared or Analyzed	Analyst	Lab
Total/NA	Prep	5035A_L			455234	01/08/19 21:30	CDC	TAL BUF
Total/NA	Analysis	8260C		1	455237	01/16/19 14:53	AEM	TAL BUF
Total/NA	Prep	3550C			454744	01/11/19 14:15	SGD	TAL BUF
Total/NA	Analysis	8270D		1	455117	01/15/19 19:59	DMR	TAL BUF
Total/NA	Prep	3550C			454747	01/11/19 14:24	SGD	TAL BUF
Total/NA	Analysis	8081B		1	454853	01/14/19 15:36	JLS	TAL BUF
Total/NA	Prep	3550C			454848	01/14/19 07:37	SGD	TAL BUF
Total/NA	Analysis	8082A		1	455460	01/17/19 16:36	DSC	TAL BUF
Total/NA	Prep	3050B			454780	01/12/19 10:29	JMP	TAL BUF
Total/NA	Analysis	6010C		1	455035	01/14/19 12:08	LMH	TAL BUF
Total/NA	Prep	7471B			455139	01/15/19 15:00	BMB	TAL BUF
Total/NA	Analysis	7471B		1	455166	01/15/19 15:57	BMB	TAL BUF
Total/NA	Prep	9012B			455090	01/15/19 10:38	LAW	TAL BUF
Total/NA	Analysis	9012B		1	455113	01/15/19 12:45	MDL	TAL BUF

Client Sample ID: MW-1

Lab Sample ID: 480-147726-5

Date Collected: 01/08/19 10:00
Date Received: 01/10/19 10:30

Matrix: Water

Prep Type	Batch Type	Batch Method	Run	Dilution Factor	Batch Number	Prepared or Analyzed	Analyst	Lab
Total/NA	Analysis	8260C		1	454857	01/14/19 12:40	AMM	TAL BUF
Total/NA	Prep	3510C			454847	01/14/19 07:34	JMP	TAL BUF
Total/NA	Analysis	8270D		1	455270	01/17/19 03:56	RJS	TAL BUF
Total/NA	Prep	3510C			454860	01/14/19 07:52	JMP	TAL BUF
Total/NA	Analysis	8270D SIM ID		1	456469	01/24/19 15:36	DMR	TAL BUF
Total/NA	Prep	8015 Prep			454708	01/11/19 09:00	CAM	TAL BUF
Total/NA	Analysis	8015D		1	454679	01/11/19 10:36	CAM	TAL BUF
Total/NA	Prep	3510C			454745	01/11/19 14:17	ATG	TAL BUF
Total/NA	Analysis	8081B		1	454849	01/14/19 13:51	JLS	TAL BUF
Total/NA	Prep	3510C			454749	01/11/19 14:28	ATG	TAL BUF
Total/NA	Analysis	8082A		1	454825	01/13/19 21:36	W1T	TAL BUF
Total/NA	Prep	3535			139135	01/16/19 08:45	JM1	TAL BUR
Total/NA	Analysis	537 (modified)		1	139149	01/16/19 23:26	BWC	TAL BUR
Total/NA	Prep	3005A			454763	01/12/19 12:17	EMB	TAL BUF
Total/NA	Analysis	6010C		1	455068	01/14/19 20:39	LMH	TAL BUF
Total/NA	Prep	7470A			454892	01/14/19 11:30	BMB	TAL BUF
Total/NA	Analysis	7470A		1	454985	01/14/19 15:20	BMB	TAL BUF
Total/NA	Prep	9012B			455342	01/16/19 14:45	AEF	TAL BUF
Total/NA	Analysis	9012B		1	455479	01/17/19 10:47	CLT	TAL BUF

Lab Chronicle

Client: LaBella Associates DPC
Project/Site: Webster CSD Willink Middle School

TestAmerica Job ID: 480-147726-1

Client Sample ID: ERB-01

Lab Sample ID: 480-147726-6

Date Collected: 01/08/19 10:30
Date Received: 01/10/19 10:30

Matrix: Water

Prep Type	Batch Type	Batch Method	Run	Dilution Factor	Batch Number	Prepared or Analyzed	Analyst	Lab
Total/NA	Prep	3535			139135	01/16/19 08:45	JM1	TAL BUR
Total/NA	Analysis	537 (modified)		1	139149	01/16/19 23:42	BWC	TAL BUR

Client Sample ID: FIELD BLANK-01

Lab Sample ID: 480-147726-7

Date Collected: 01/08/19 10:45
Date Received: 01/10/19 10:30

Matrix: Water

Prep Type	Batch Type	Batch Method	Run	Dilution Factor	Batch Number	Prepared or Analyzed	Analyst	Lab
Total/NA	Prep	3535			139135	01/16/19 08:45	JM1	TAL BUR
Total/NA	Analysis	537 (modified)		1	139149	01/16/19 23:58	BWC	TAL BUR

Client Sample ID: BLIND DUPLICATE-02

Lab Sample ID: 480-147726-8

Date Collected: 01/08/19 00:00
Date Received: 01/10/19 10:30

Matrix: Water

Prep Type	Batch Type	Batch Method	Run	Dilution Factor	Batch Number	Prepared or Analyzed	Analyst	Lab
Total/NA	Analysis	8260C		1	454857	01/14/19 13:07	AMM	TAL BUF
Total/NA	Prep	3510C			454847	01/14/19 07:34	JMP	TAL BUF
Total/NA	Analysis	8270D		1	455270	01/17/19 04:25	RJS	TAL BUF
Total/NA	Prep	3510C			454860	01/14/19 07:52	JMP	TAL BUF
Total/NA	Analysis	8270D SIM ID		1	456469	01/24/19 16:00	DMR	TAL BUF
Total/NA	Prep	8015 Prep			454708	01/11/19 09:00	CAM	TAL BUF
Total/NA	Analysis	8015D		1	454679	01/11/19 11:31	CAM	TAL BUF
Total/NA	Prep	3510C			454745	01/11/19 14:17	ATG	TAL BUF
Total/NA	Analysis	8081B		1	454849	01/14/19 14:10	JLS	TAL BUF
Total/NA	Prep	3510C			454749	01/11/19 14:28	ATG	TAL BUF
Total/NA	Analysis	8082A		1	454825	01/13/19 21:52	W1T	TAL BUF
Total/NA	Prep	3535			139135	01/16/19 08:45	JM1	TAL BUR
Total/NA	Analysis	537 (modified)		1	139149	01/17/19 00:13	BWC	TAL BUR
Total/NA	Prep	3005A			454763	01/12/19 12:17	EMB	TAL BUF
Total/NA	Analysis	6010C		1	455068	01/14/19 20:43	LMH	TAL BUF
Total/NA	Prep	7470A			454892	01/14/19 11:30	BMB	TAL BUF
Total/NA	Analysis	7470A		1	454985	01/14/19 15:21	BMB	TAL BUF
Total/NA	Prep	9012B			455342	01/16/19 14:45	AEF	TAL BUF
Total/NA	Analysis	9012B		1	455479	01/17/19 10:48	CLT	TAL BUF

Laboratory References:

TAL BUF = TestAmerica Buffalo, 10 Hazelwood Drive, Amherst, NY 14228-2298, TEL (716)691-2600

TAL BUR = TestAmerica Burlington, 30 Community Drive, Suite 11, South Burlington, VT 05403, TEL (802)660-1990

Accreditation/Certification Summary

Client: LaBella Associates DPC
Project/Site: Webster CSD Willink Middle School

TestAmerica Job ID: 480-147726-1

Laboratory: TestAmerica Buffalo

Unless otherwise noted, all analytes for this laboratory were covered under each accreditation/certification below.

Authority	Program	EPA Region	Identification Number	Expiration Date
New York	NELAP	2	10026	03-31-19

The following analytes are included in this report, but the laboratory is not certified by the governing authority. This list may include analytes for which the agency does not offer certification.

Analysis Method	Prep Method	Matrix	Analyte
Moisture		Solid	Percent Moisture
Moisture		Solid	Percent Solids

Laboratory: TestAmerica Burlington

Unless otherwise noted, all analytes for this laboratory were covered under each accreditation/certification below.

Authority	Program	EPA Region	Identification Number	Expiration Date
New York	NELAP	2	10391	04-01-19

The following analytes are included in this report, but the laboratory is not certified by the governing authority. This list may include analytes for which the agency does not offer certification.

Analysis Method	Prep Method	Matrix	Analyte
537 (modified)	3535	Water	1H,1H,2H,2H-perfluorodecanesulfonic acid (8:2)
537 (modified)	3535	Water	1H,1H,2H,2H-perfluorooctanesulfonic acid (6:2)
537 (modified)	3535	Water	N-ethylperfluorooctanesulfonamidoacetic acid (NEtFOSAA)
537 (modified)	3535	Water	N-methylperfluorooctanesulfonamidoacetic acid (NMeFOSAA)
537 (modified)	3535	Water	Perfluorobutanesulfonic acid (PFBS)
537 (modified)	3535	Water	Perfluorobutanoic acid (PFBA)
537 (modified)	3535	Water	Perfluorodecanesulfonic acid (PFDS)
537 (modified)	3535	Water	Perfluorodecanoic acid (PFDA)
537 (modified)	3535	Water	Perfluorododecanoic acid (PFDoA)
537 (modified)	3535	Water	Perfluoroheptanesulfonic Acid (PFHpS)
537 (modified)	3535	Water	Perfluoroheptanoic acid (PFHpA)
537 (modified)	3535	Water	Perfluorohexanesulfonic acid (PFHxS)
537 (modified)	3535	Water	Perfluorohexanoic acid (PFHxA)
537 (modified)	3535	Water	Perfluorononanoic acid (PFNA)
537 (modified)	3535	Water	Perfluorooctanesulfonamide (PFOSA)
537 (modified)	3535	Water	Perfluorooctanesulfonic acid (PFOS)
537 (modified)	3535	Water	Perfluorooctanoic acid (PFOA)
537 (modified)	3535	Water	Perfluoropentanoic acid (PFPeA)
537 (modified)	3535	Water	Perfluorotetradecanoic acid (PFTeA)
537 (modified)	3535	Water	Perfluorotridecanoic acid (PFTriA)
537 (modified)	3535	Water	Perfluoroundecanoic acid (PFUnA)

Method Summary

Client: LaBella Associates DPC
Project/Site: Webster CSD Willink Middle School

TestAmerica Job ID: 480-147726-1

Method	Method Description	Protocol	Laboratory
8260C	Volatile Organic Compounds by GC/MS	SW846	TAL BUF
8270D	Semivolatile Organic Compounds (GC/MS)	SW846	TAL BUF
8270D SIM ID	Semivolatile Organic Compounds (GC/MS SIM / Isotope Dilution)	SW846	TAL BUF
8015D	Glycols- Direct Injection (GC/FID)	SW846	TAL BUF
8081B	Organochlorine Pesticides (GC)	SW846	TAL BUF
8082A	Polychlorinated Biphenyls (PCBs) by Gas Chromatography	SW846	TAL BUF
537 (modified)	Fluorinated Alkyl Substances	EPA	TAL BUR
6010C	Metals (ICP)	SW846	TAL BUF
7470A	Mercury (CVAA)	SW846	TAL BUF
7471B	Mercury (CVAA)	SW846	TAL BUF
9012B	Cyanide, Total andor Amenable	SW846	TAL BUF
Moisture	Percent Moisture	EPA	TAL BUF
3005A	Preparation, Total Metals	SW846	TAL BUF
3050B	Preparation, Metals	SW846	TAL BUF
3510C	Liquid-Liquid Extraction (Separatory Funnel)	SW846	TAL BUF
3535	Solid-Phase Extraction (SPE)	SW846	TAL BUR
3550C	Ultrasonic Extraction	SW846	TAL BUF
5030C	Purge and Trap	SW846	TAL BUF
5035A_L	Closed System Purge and Trap	SW846	TAL BUF
7470A	Preparation, Mercury	SW846	TAL BUF
7471B	Preparation, Mercury	SW846	TAL BUF
8015 Prep	8015 Direct Injection Prep (Aqueous)	SW846	TAL BUF
9012B	Cyanide, Total and/or Amenable, Distillation	SW846	TAL BUF

Protocol References:

EPA = US Environmental Protection Agency

SW846 = "Test Methods For Evaluating Solid Waste, Physical/Chemical Methods", Third Edition, November 1986 And Its Updates.

Laboratory References:

TAL BUF = TestAmerica Buffalo, 10 Hazelwood Drive, Amherst, NY 14228-2298, TEL (716)691-2600

TAL BUR = TestAmerica Burlington, 30 Community Drive, Suite 11, South Burlington, VT 05403, TEL (802)660-1990

Sample Summary

Client: LaBella Associates DPC
Project/Site: Webster CSD Willink Middle School

TestAmerica Job ID: 480-147726-1

Lab Sample ID	Client Sample ID	Matrix	Collected	Received
480-147726-1	LBA-SB2	Solid	01/07/19 13:30	01/10/19 10:30
480-147726-2	LBA-SB3	Solid	01/07/19 11:15	01/10/19 10:30
480-147726-3	LBA-SB4	Solid	01/07/19 13:00	01/10/19 10:30
480-147726-4	BLIND DUPLICATE-01	Solid	01/07/19 00:00	01/10/19 10:30
480-147726-5	MW-1	Water	01/08/19 10:00	01/10/19 10:30
480-147726-6	ERB-01	Water	01/08/19 10:30	01/10/19 10:30
480-147726-7	FIELD BLANK-01	Water	01/08/19 10:45	01/10/19 10:30
480-147726-8	BLIND DUPLICATE-02	Water	01/08/19 00:00	01/10/19 10:30

TestAmerica Buffalo
10 Hazelwood Drive
Amherst, NY 14228-2298
Phone (716) 691-2600 Fax (716) 691-7991

Chain of Custody Record

TestAmerica
THE LEADER IN ENVIRONMENTAL TESTING

Client Information	Sampler: Jamie Douthit / ED	Lab PM: Deyo, Melissa L	Carrier Tracking No(s):	COC No: 480-123449-28259.1
Client Contact: Ann Aquilina	Phone: (585) 295-6289	E-Mail: melissa.deyo@testamericainc.com		Page: Page 1 of 2
Company: LaBella Associates DPC				Job #: 2190309
Address: 300 State Street Suite 201	Due Date Requested:			
City: Rochester	TAT Requested (days): STANDARD			
State, Zip: NY, 14614				
Phone: (585) 295-6289	PO #: Purchase Order Requested 2190309			
Email: AAquilina@LaBellaPC.com	WO #:			
Project Name: Webster CSD Willink Middle School	Project #: 48019394			
Site:	SSOW#:			

Analysis Requested

Preservation Codes:
A - HCL, B - NaOH, C - Zn Acetate, D - Nitr, E - Na, F - Me, G - An, H - As, I - Ice, J - DI, K - EI, L - EI
M - Hexane, N - None, O - AsNaO2
480-147726 CO
Other:

Sample Identification	Sample Date	Sample Time	Sample Type (C=comp, G=grab)	Matrix (W=water, S=solid, O=wasteoil, BT=Tissue, A=Air)	Field Filtered Sample (Yes or No)	Perform MS/MSD (Yes or No)	8260C - TCL VOCs	9012B - Cyanide	6010C, 7471B	8081B, 8082A, 8270D	8082A - PCBs	8081B - TCL Pesticides	8270D - TCL SVOCs	6010C, 7470A	8260C - TCL VOCs	8270D_SIM_MS_ID - 1,4-Dioxane	9012B - Cyanide	8015D_DAI_G - Glycol	PFC_IDA - PFAS, Standard List (21 analytes)	Total Number of containers	Special Instructions/Note:
				Preservation Code:			N	N	N	N	N	N	N	D	A	N	B	N	N		
LBA-SB2	1/7/19	13:30	G/C	Solid	-	N	X	X	X	X	X	X	X								VOCs frozen 1/8/19@21:30
LBA-SB3	↓	11:15	G/C	Solid	-	N	X	X	X	X	X	X	X								VOCs frozen 1/8/19@21:30
LBA-SB4	↓	13:00	G/C	Solid	-	N	X	X	X	X	X	X	X								VOCs frozen 1/8/19@21:30
BLIND DUPLICATE-01	↓	—	G/C	Solid	-	N	X	X	X	X	X	X	X								VOCs frozen 1/8/19@21:30
MW-1	1/8/19	10:00	G	Water	N	N			X		X	X	X	X	X	X	X	X	X		
ERB-01	1/8/19	10:30	G	Water	N	N													X		
FIELD BLANK-01	1/8/19	10:45	G	Water	N	N													X		
BLIND DUPLICATE-02	1/8/19	—	G	Water	N	N			X		X	X	X	X	X	X	X	X	X		
				Water																	
				Water																	
				Water																	

Possible Hazard Identification
☒ Non-Hazard ☐ Flammable ☐ Skin Irritant ☐ Poison B ☒ Unknown ☐ Radiological

Sample Disposal (A fee may be assessed if samples are retained longer than 1 month)
☐ Return To Client ☒ Disposal By Lab ☐ Archive For _____ Months

Deliverable Requested: I, II, III, IV, Other (specify) ASP Cat B w/ Equis EDD

Special Instructions/QC Requirements: All soil VOCs (5035) were frozen 1/8/19@21:30

Empty Kit Relinquished by:	Date:	Time:	Method of Shipment:

Relinquished by	Date/Time	Company	Received by	Date/Time	Company
[signature]	1/9/18 15:00	LaBella			
			[signature]	1-10-19 1030	TAB

Custody Seals Intact: Δ Yes Δ No	Custody Seal No.:	Cooler Temperature(s) °C and Other Remarks: 2.0 1.4 #1

Ver: 08/04/2016

TestAmerica Buffalo
10 Hazelwood Drive
Amherst, NY 14228-2298
Phone (716) 691-2600 Fax (716) 691-7991

Chain of Custody Record

TestAmerica
THE LEADER IN ENVIRONMENTAL TESTING

Client Information	Sampler: Jamie Douthit /ED	Lab PM: Deyo, Melissa L	Carrier Tracking No(s):	COC No: 480-123449-28259.2
Client Contact: Ann Aquilina	Phone: (585) 295-6289	E-Mail: melissa.deyo@testamericainc.com		Page: Page 2 of 2
Company: LaBella Associates DPC				Job #: 2190309
Address: 300 State Street Suite 201	Due Date Requested:			
City: Rochester	TAT Requested (days): STANDARD			
State, Zip: NY, 14614				
Phone: (585) 295-6289	PO #: Purchase Order Requested 2190309			
Email: AAquilina@LaBellaPC.com	WO #:			
Project Name: Webster CSD Willink Middle School	Project #: 48019394			
Site:	SSOW#:			

Analysis Requested

Preservation Codes:
A - HCL, B - NaOH, C - Zn Acetate, D - Nitric Acid, E - NaHSO4, F - MeOH, G - Amchlor, H - Ascorbic Acid, I - Ice, J - DI Water, K - EDTA, L - EDA, M - Hexane, N - None, O - AsNaO2, P - Na2O4S, Q - Na2SO3, R - Na2S2O3, S - H2SO4, T - TSP Dodecahydrate, U - Acetone, V - MCAA, W - pH 4-5, Z - other (specify)

Other:

Sample Identification	Sample Date	Sample Time	Sample Type (C=comp, G=grab)	Matrix (W=water, S=solid, O=waste/oil, BT=Tissue, A=Air)	Field Filtered Sample (Yes or No)	Perform MS/MSD (Yes or No)	8260C - TCL VOCs	9012B - Cyanide	6010C, 7471B	8081B, 8082A, 8270D	8082A - PCBs	8081B - TCL Pesticides	8270D - TCL SVOCs	6010C, 7470A	8260C - TCL VOCs	8270D_SIM_MS_ID - 1,4-Dioxane	9012B - Cyanide	8015D_DAI_G - Glycol	PFC_IDA - PFAS, Standard List (21 analytes)	Total Number of containers	Special Instructions/Note:
			Preservation Code:				N	N	N	N	N	N	N	D	A	N	B	N	N		
LBA-SB2	1/7/19	13:30	G/C	~~Water~~ solid	-	N	X	X	X	X	X	X	X								VOCs frozen 1/8/19@21:30
LBA-SB3	1/7/19	11:15	G/C	~~Water~~ solid	-	N	X	X	X	X	X	X	X								VOCs frozen 1/8/19@21:30
LBA-SB4	1/7/19	13:00	G/C	~~Water~~ solid	-	N	X	X	X	X	X	X	X								VOCs frozen 1/8/19@21:30
BLIND DUPLICATE-01	1/7/19	—	G/C	solid	-	N	X	X	X	X	X	X	X								VOCs frozen 1/8/19@21:30
MW-1	1/8/19	10:00	G	water	N	N			X		X	X	X	X	X	X	X	X	X		
ERB-01	1/8/19	10:30	G	water	N	N													X		
FIELD BLANK-01	1/8/19	10:45	G	water	N	N													X		
BLIND DUPLICATE-02	1/8/19	—	G	water	N	N			X		X	X	X	X	X	X	X	X	X		

Possible Hazard Identification
☒ Non-Hazard ☐ Flammable ☐ Skin Irritant ☐ Poison B ☒ Unknown ☐ Radiological

Sample Disposal (A fee may be assessed if samples are retained longer than 1 month)
☐ Return To Client ☒ Disposal By Lab ☐ Archive For _____ Months

Deliverable Requested: I, II, III, IV, Other (specify) ASP Cat B w/ Equis EDD

Special Instructions/QC Requirements: All soil VOCs (5035) were frozen 1/8/19 @21:30

Empty Kit Relinquished by:	Date:	Time:	Method of Shipment:

Relinquished by	Date/Time	Company	Received by	Date/Time	Company
Jamie Douthit	1/9/18 15:00	LaBella			
				1-10-19 1030	TAB

Custody Seals Intact: Δ Yes Δ No	Custody Seal No.:	Cooler Temperature(s) °C and Other Remarks: 2.0 1.4 #1

Ver: 08/04/2016

TestAmerica Buffalo
10 Hazelwood Drive
Amherst, NY 14228-2298
Phone (716) 691-2600 Fax (716) 691-7991

Chain of Custody Record

480-147726 Chain of Custody

TestAmerica
THE LEADER IN ENVIRONMENTAL TESTING

Client Information (Sub Contract Lab)	Sampler:	Lab PM: Deyo, Melissa L	COC No: 480-47437.1
Client Contact: Shipping/Receiving	Phone:	E-Mail: melissa.deyo@testamericainc.com	State of Origin: New York	Page: Page 1 of 1
Company: TestAmerica Laboratories, Inc.		Accreditations Required (See note): NELAP - New York	Job #: 480-147726-1
Address: 30 Community Drive, Suite 11,	Due Date Requested: 1/22/2019		
City: South Burlington	TAT Requested (days):		
State, Zip: VT, 05403			
Phone: 802-660-1990(Tel) 802-660-1919(Fax)	PO #:		
Email:	WO #:		
Project Name: Webster CSD Willink Middle School	Project #: 48019394		
Site:	SSOW#:		

Analysis Requested

Preservation Codes:

A - HCL	M - Hexane
B - NaOH	N - None
C - Zn Acetate	O - AsNaO2
D - Nitric Acid	P - Na2O4S
E - NaHSO4	Q - Na2SO3
F - MeOH	R - Na2S2O3
G - Amchlor	S - H2SO4
H - Ascorbic Acid	T - TSP Dodecahydrate
I - Ice	U - Acetone
J - DI Water	V - MCAA
K - EDTA	W - pH 4-5
L - EDA	Z - other (specify)

Other:

Sample Identification - Client ID (Lab ID)	Sample Date	Sample Time	Sample Type (C=comp, G=grab)	Matrix (W=water, S=solid, O=waste/oil, BT=Tissue, A=Air)	Field Filtered Sample (Yes or No)	Perform MS/MSD (Yes or No)	PFC_IDA/3535_IWT PFAS, Standard List (21 analytes)	Total Number of containers	Special Instructions/Note:
			Preservation Code:						
MW-1 (480-147726-5)	1/8/19	10:00 Eastern		Water			X	2	
ERB-01 (480-147726-6)	1/8/19	10:30 Eastern		Water			X	2	
FIELD BLANK-01 (480-147726-7)	1/8/19	10:45 Eastern		Water			X	2	
BLIND DUPLICATE-02 (480-147726-8)	1/8/19	Eastern		Water			X	2	

Note: Since laboratory accreditations are subject to change, TestAmerica Laboratories, Inc. places the ownership of method, analyte & accreditation compliance upon out subcontract laboratories. This sample shipment is forwarded under chain-of-custody. If the laboratory does not currently maintain accreditation in the State of Origin listed above for analysis/tests/matrix being analyzed, the samples must be shipped back to the TestAmerica laboratory or other instructions will be provided. Any changes to accreditation status should be brought to TestAmerica Laboratories, Inc. attention immediately. If all requested accreditations are current to date, return the signed Chain of Custody attesting to said compliance to TestAmerica Laboratories, Inc.

Possible Hazard Identification *Unconfirmed*	***Sample Disposal (A fee may be assessed if samples are retained longer than 1 month)*** ☐ *Return To Client* ☐ *Disposal By Lab* ☐ *Archive For* ____ *Months*
Deliverable Requested: I, II, III, IV, Other (specify) Primary Deliverable Rank: 2	Special Instructions/QC Requirements:

Empty Kit Relinquished by:	Date:	Time:	Method of Shipment:		
Relinquished by:	Date/Time: 1/11/19 1600	Company: TAB	Received by: Sm Hall	Date/Time: 1/12/19 939	Company: TABurl
Relinquished by:	Date/Time:	Company	Received by:	Date/Time:	Company
Relinquished by:	Date/Time:	Company	Received by:	Date/Time:	Company
Custody Seals Intact: Δ Yes Δ No	Custody Seal No.:		Cooler Temperature(s) °C and Other Remarks:		

Ver: 09/20/2016

ORIGIN ID:DKKA (716) 691-2600
CHAR BRONSON
TEST AMERICA
10 HAZELWOOD

AMHERST , NY 14228
UNITED STATES US

SHIP DATE: 11JAN19
ACTWGT: 13.65 LB
CAD: 846654/CAFE3211
DIMS: 15x13x10 IN

BILL RECIPIENT

TO **SAMPLE MGT.**
TA BURLINGTON
30 COMMUNITY DRIVE
SUITE 11
SOUTH BURLINGTON VT 05403

(802) 660-1990 REF: BURLINGTON
DEPT: SAMPLE CONTROL

FedEx Express

TRK# 0201 4276 0718 8591

SATURDAY 12:00P
PRIORITY OVERNIGHT

X0 BTVA

05403
VT-US BTV

Login Sample Receipt Checklist

Client: LaBella Associates DPC

Job Number: 480-147726-1

Login Number: 147726

List Source: TestAmerica Buffalo

List Number: 1

Creator: Harper, Marcus D

Question	Answer	Comment
Radioactivity either was not measured or, if measured, is at or below background	True	
The cooler's custody seal, if present, is intact.	True	
The cooler or samples do not appear to have been compromised or tampered with.	True	
Samples were received on ice.	True	
Cooler Temperature is acceptable.	True	
Cooler Temperature is recorded.	True	
COC is present.	True	
COC is filled out in ink and legible.	True	
COC is filled out with all pertinent information.	True	
Is the Field Sampler's name present on COC?	True	
There are no discrepancies between the sample IDs on the containers and the COC.	True	
Samples are received within Holding Time (Excluding tests with immediate HTs)..	True	
Sample containers have legible labels.	True	
Containers are not broken or leaking.	True	
Sample collection date/times are provided.	True	
Appropriate sample containers are used.	True	
Sample bottles are completely filled.	True	
Sample Preservation Verified	True	FROZEN 1/08/19 2130 by the Client prior to shipping
There is sufficient vol. for all requested analyses, incl. any requested MS/MSDs	True	
VOA sample vials do not have headspace or bubble is <6mm (1/4") in diameter.	True	
If necessary, staff have been informed of any short hold time or quick TAT needs	True	
Multiphasic samples are not present.	True	
Samples do not require splitting or compositing.	True	
Sampling Company provided.	True	LABELLA
Samples received within 48 hours of sampling.	True	
Samples requiring field filtration have been filtered in the field.	N/A	
Chlorine Residual checked.	N/A	

Login Sample Receipt Checklist

Client: LaBella Associates DPC

Job Number: 480-147726-1

Login Number: 147726
List Number: 2
Creator: Hall, Samuel C

List Source: TestAmerica Burlington
List Creation: 01/12/19 10:35 AM

Question	Answer	Comment
Radioactivity wasn't checked or is </= background as measured by a survey meter.	N/A	Lab does not accept radioactive samples.
The cooler's custody seal, if present, is intact.	True	525766
Sample custody seals, if present, are intact.	True	
The cooler or samples do not appear to have been compromised or tampered with.	True	
Samples were received on ice.	True	
Cooler Temperature is acceptable.	True	
Cooler Temperature is recorded.	True	2.2ºC
COC is present.	True	
COC is filled out in ink and legible.	True	
COC is filled out with all pertinent information.	True	
Is the Field Sampler's name present on COC?	N/A	Received project as a subcontract.
There are no discrepancies between the containers received and the COC.	True	
Samples are received within Holding Time (excluding tests with immediate HTs)	True	
Sample containers have legible labels.	True	
Containers are not broken or leaking.	True	
Sample collection date/times are provided.	True	
Appropriate sample containers are used.	True	
Sample bottles are completely filled.	N/A	
Sample Preservation Verified.	True	
There is sufficient vol. for all requested analyses, incl. any requested MS/MSDs	True	
Containers requiring zero headspace have no headspace or bubble is <6mm (1/4").	True	
Multiphasic samples are not present.	True	
Samples do not require splitting or compositing.	True	
Residual Chlorine Checked.	N/A	No analysis requiring residual chlorine check assigned.

APPENDIX 2

Field Logs

LaBella
Powered by partnership.

300 STATE STREET, ROCHESTER, NY
ENVIRONMENTAL ENGINEERING CONSULTANTS

PROJECT
Phase II Environmental Site Assessment
Location:
Willink Middle School
Client: Webster Central School District

BORING: SB-01
SHEET 1 OF 1
JOB: 2190309
CHKD BY:
DATE: 1/7/2019

CONTRACTOR:	LaBella Env. LLC	BORING LOCATION: see figure		TIME:	TO
DRILLER:	Mike Windrel Jr.	GROUND SURFACE ELEVATION	NA	DATUM:	NA
LABELLA REPRESENTATIVE: Eric D.		START DATE: 1/7/19	END DATE: 1/7/19	WEATHER:	

TYPE OF DRILL RIG: Geoprobe 6620DT	DRIVE SAMPLER TYPE: Macrocore
AUGER SIZE AND TYPE: NA	INSIDE DIAMETER: 2"
OVERBURDEN SAMPLING METHOD: Direct Push	OTHER:

DEPTH (FEET BGS)	SAMPLE: SAMPLE RECOVERY (INCHES)	SAMPLE: SAMPLE NO. AND DEPTH	SAMPLE: STRATA CHANGE (FEET BGS)	VISUAL CLASSIFICATION	PID FIELD SCREEN (PPM)	REMARKS
0	45"			0-0.5 ft: dark brown topsoil, moist, with roots at 0.5 ft: light brown to red brown SILT and vf Sand, little mf Gravel, moist	0-5 ft: 0	
1			0.5			
2						
3				at 3.5 ft: grey SILT, moist, organic odor		
4			3.5	at 3.8 ft: light brown to red brown SILT and vf Sand, little mf Gravel, moist, trace Clay (low plasticity), Fe mottling		
5						
6	30"			at 6 ft: red-brown vf SAND, some Silt, little cmf Gravel, saturated, Fe mottling	5-9.2 ft: 0	
7						
8						
9				at 9.1 ft: pinkish limestone-type rock in shoe		
10				9.2 Total Depth = 9.2 feet bgs; refusal on presumed bedrock (Irondequoit Limestone?)		
11						
12						
13						
14						
15						
16						
17						
18						
19						
20						

WATER LEVEL DATA			DEPTH (FT)		
DATE	TIME	ELAPSED TIME	BOTTOM OF CASING	BOTTOM OF BORING	GROUNDWATER ENCOUNTERED
	10:00	24 hrs	9	9.2	2.5

NOTES: Refusal at 4 ft bgs 1st attempt; redrill
no evidence of impairment in soils
Install 1" miniwell; screen = 9-4 ft bgs;sandpack = 9-2 ft bgs; bentonite = 2-0 ft bgs
no soil sample collected

GENERAL NOTES

1) STRATIFICATION LINES REPRESENT APPROXIMATE BOUNDARY BETWEEN SOIL TYPES, TRANSITIONS MAY BE GRADUAL.
2) WATER LEVEL READINGS HAVE BEEN MADE AT TIMES AND UNDER CONDITIONS STATED, FLUCTUATIONS OF GROUNDWATER

BGS = Below Ground Surface	and = 35 - 50%	C = Coarse	R = Rounded
NA = Not Applicable	some = 20 - 35%	M = Medium	A = Angular
	little = 10 - 20%	F = Fine	SR = Subrounded
	trace = 1 - 10%	VF = Very Fine	SA = Subangular

LaBella
Powered by partnership.

300 STATE STREET, ROCHESTER, NY
ENVIRONMENTAL ENGINEERING CONSULTANTS

PROJECT
Phase II Environmental Site Assessment
Location:
Willink Middle School
Client: Webster Central School District

BORING: SB-02
SHEET 1 OF 1
JOB: 2190309
CHKD BY:
DATE: 1/7/2019

CONTRACTOR:	LaBella Env. LLC	BORING LOCATION: see figure		TIME:	TO
DRILLER:	Mike Windrel Jr.	GROUND SURFACE ELEVATION	NA	DATUM:	NA
LABELLA REPRESENTATIVE: Eric D.		START DATE: 1/7/19	END DATE: 1/7/19	WEATHER:	

TYPE OF DRILL RIG: Geoprobe 6620DT
AUGER SIZE AND TYPE: NA
OVERBURDEN SAMPLING METHOD: Direct Push
DRIVE SAMPLER TYPE: Macrocore
INSIDE DIAMETER: 2"
OTHER:

DEPTH (FEET BGS)	SAMPLE: SAMPLE RECOVERY (INCHES)	SAMPLE: SAMPLE NO. AND DEPTH	SAMPLE: STRATA CHANGE (FEET BGS)	VISUAL CLASSIFICATION	PID FIELD SCREEN (PPM)	REMARKS
0				0-1.0 ft: dark brown topsoil, moist, with roots		
1				at 1.0 ft: red-brown SILT and vf Sand, little cmf Gravel, moist		
		1 at 0-3 ft	1			
2	40"				0-5 ft: 0	
3						
4				at 4.0 ft: red-brown SILT, little vf Sand, little mf Gravel, trace Clay, firm, moist		
			4			
5						
6						
7				at 7.0 ft: as above with weathered red stone, moist		
8	50"				5-10 ft: 0	
9						
10						
11						
12	42"				10-14 ft: 0	
13						
14				at 13.8 ft: apparent weathered bedrock in shoe		
				14		
15				Total Depth = 14.0 feet bgs; refusal on presumed bedrock		
16				(Irondequoit Limestone?)		
17						
18						
19						
20						

WATER LEVEL DATA			DEPTH (FT)			NOTES:
DATE	TIME	ELAPSED TIME	BOTTOM OF CASING	BOTTOM OF BORING	GROUNDWATER ENCOUNTERED	no evidence of impairment in soils no well installed because soils were not saturated
			NA	14.0	no	collected soil sample at 0-3 ft (2' VOCs)

GENERAL NOTES

1) STRATIFICATION LINES REPRESENT APPROXIMATE BOUNDARY BETWEEN SOIL TYPES, TRANSITIONS MAY BE GRADUAL.
2) WATER LEVEL READINGS HAVE BEEN MADE AT TIMES AND UNDER CONDITIONS STATED, FLUCTUATIONS OF GROUNDWATER

BGS = Below Ground Surface	and = 35 - 50%	C = Coarse	R = Rounded
NA = Not Applicable	some = 20 - 35%	M = Medium	A = Angular
	little = 10 - 20%	F = Fine	SR = Subrounded
	trace = 1 - 10%	VF = Very Fine	SA = Subangular

LaBella
Powered by partnership.

300 STATE STREET, ROCHESTER, NY
ENVIRONMENTAL ENGINEERING CONSULTANTS

PROJECT
Phase II Environmental Site Assessment
Location:
Willink Middle School
Client: Webster Central School District

BORING: SB-03
SHEET 1 OF 1
JOB: 2190309
CHKD BY:
DATE: 1/7/2019

CONTRACTOR:	LaBella Env. LLC	BORING LOCATION: see figure		TIME:	TO
DRILLER:	Mike Windrel Jr.	GROUND SURFACE ELEVATION	NA	DATUM:	NA
LABELLA REPRESENTATIVE: Eric D.		START DATE: 1/7/19	END DATE: 1/7/19	WEATHER:	

TYPE OF DRILL RIG: Geoprobe 6620DT
AUGER SIZE AND TYPE: NA
OVERBURDEN SAMPLING METHOD: Direct Push
DRIVE SAMPLER TYPE: Macrocore
INSIDE DIAMETER: 2"
OTHER:

DEPTH (FEET BGS)	SAMPLE: SAMPLE RECOVERY (INCHES)	SAMPLE: SAMPLE NO. AND DEPTH	SAMPLE: STRATA CHANGE (FEET BGS)	VISUAL CLASSIFICATION	PID FIELD SCREEN (PPM)	REMARKS
0	44"	1 at 0-2.5 ft		0-0.5 ft: dark brown topsoil, moist, with roots at 0.5 ft: red-brown SILT and vf Sand, trace f Gravel, moist	0-5 ft: 0	
1			0.5			
2				at 2.0 ft: light brown f SAND, trace SILT, moist, FE mottling, FILL		
3			2	at 3 ft: orange-brown SILT and vf Sand, trace mf Gravel, Fe mottling, moist, FILL		
4				at 4.0 ft: red-brown SILT, little vf Sand, little mf Gravel, trace Clay, firm, moist		
5						
6	24"		5.5	at 5.5 ft: red-brown SILTgrades to little vf Sand, little cmf Gravel, moist	5-7 ft: 0	
7						
8				7 Total Depth = 7.0 feet bgs; refusal on presumed bedrock (Irondequoit Limestone?)		
9						
10						
11						
12						
13						
14						
15						
16						
17						
18						
19						
20						

WATER LEVEL DATA			DEPTH (FT)		
DATE	TIME	ELAPSED TIME	BOTTOM OF CASING	BOTTOM OF BORING	GROUNDWATER ENCOUNTERED
			NA	7.0	no

NOTES:
no evidence of impairment in soils
Install 1" miniwell; screen = 7-2 ft bgs;sandpack = 7-2 ft bgs; bentonite = 2-0 ft bgs
collected soil sample at 0-2.5 ft (2.5' VOCs)

GENERAL NOTES

1) STRATIFICATION LINES REPRESENT APPROXIMATE BOUNDARY BETWEEN SOIL TYPES, TRANSITIONS MAY BE GRADUAL.
2) WATER LEVEL READINGS HAVE BEEN MADE AT TIMES AND UNDER CONDITIONS STATED, FLUCTUATIONS OF GROUNDWATER

BGS = Below Ground Surface	and = 35 - 50%	C = Coarse	R = Rounded
NA = Not Applicable	some = 20 - 35%	M = Medium	A = Angular
	little = 10 - 20%	F = Fine	SR = Subrounded
	trace = 1 - 10%	VF = Very Fine	SA = Subangular

LaBella
Powered by partnership.

300 STATE STREET, ROCHESTER, NY
ENVIRONMENTAL ENGINEERING CONSULTANTS

PROJECT
Phase II Environmental Site Assessment
Location:
Willink Middle School
Client: Webster Central School District

BORING: SB-04
SHEET 1 OF 1
JOB: 2190309
CHKD BY:
DATE: 1/7/2019

CONTRACTOR: LaBella Env. LLC
DRILLER: Mike Windrel Jr.
LABELLA REPRESENTATIVE: Eric D.
BORING LOCATION: see figure
GROUND SURFACE ELEVATION NA
START DATE: 1/7/19 END DATE: 1/7/19
TIME: TO
DATUM: NA
WEATHER:

TYPE OF DRILL RIG: Geoprobe 6620DT
AUGER SIZE AND TYPE: NA
OVERBURDEN SAMPLING METHOD: Direct Push
DRIVE SAMPLER TYPE: Macrocore
INSIDE DIAMETER: 2"
OTHER:

DEPTH (FEET BGS)	SAMPLE: SAMPLE RECOVERY (INCHES)	SAMPLE: SAMPLE NO. AND DEPTH	SAMPLE: STRATA CHANGE (FEET BGS)	VISUAL CLASSIFICATION	PID FIELD SCREEN (PPM)	REMARKS
0	28"	1 at 0-2.2 ft	0.75	0-0.75 ft: dark brown topsoil, moist, with roots at 0.75 ft: red-brown SILT, some vf Sand, trace mf Gravel, moist, trace weathered rock	0-2.3 ft: 0	
1						
2						
3			2.3			
4				Total Depth = 2.3 feet bgs; refusal on presumed bedrock (Irondequoit Limestone?)		
5						
6						
7						
8						
9						
10						
11						
12						
13						
14						
15						
16						
17						
18						
19						
20						

WATER LEVEL DATA			DEPTH (FT)		
DATE	TIME	ELAPSED TIME	BOTTOM OF CASING	BOTTOM OF BORING	GROUNDWATER ENCOUNTERED
			NA	2.3	no

NOTES: 1st attempt refusal = 2.3', 2nd attempt refusal = 2.3', 3rd attempt = 2.3'
no evidence of impairment in soils
no well installed (no GW encountered)
collected soil sample at 0-2.2 ft (2.2' VOCs)

GENERAL NOTES

1) STRATIFICATION LINES REPRESENT APPROXIMATE BOUNDARY BETWEEN SOIL TYPES, TRANSITIONS MAY BE GRADUAL.
2) WATER LEVEL READINGS HAVE BEEN MADE AT TIMES AND UNDER CONDITIONS STATED, FLUCTUATIONS OF GROUNDWATER

BGS = Below Ground Surface	and = 35 - 50%	C = Coarse	R = Rounded
NA = Not Applicable	some = 20 - 35%	M = Medium	A = Angular
	little = 10 - 20%	F = Fine	SR = Subrounded
	trace = 1 - 10%	VF = Very Fine	SA = Subangular

LaBella
Powered by partnership.

300 STATE STREET, ROCHESTER, NY
ENVIRONMENTAL ENGINEERING CONSULTANTS

PROJECT
Phase II Environmental Site Assessment
Location:
Willink Middle School
Client: Webster Central School District

BORING: SB-05
SHEET 1 OF 1
JOB: 2190309
CHKD BY:
DATE: 1/7/2019

CONTRACTOR:	LaBella Env. LLC	BORING LOCATION: see figure		TIME:	TO
DRILLER:	Mike Windrel Jr.	GROUND SURFACE ELEVATION	NA	DATUM:	NA
LABELLA REPRESENTATIVE: Eric D.		START DATE: 1/7/19	END DATE: 1/7/19	WEATHER:	

TYPE OF DRILL RIG: Geoprobe 6620DT
AUGER SIZE AND TYPE: NA
OVERBURDEN SAMPLING METHOD: Direct Push
DRIVE SAMPLER TYPE: Macrocore
INSIDE DIAMETER: 2"
OTHER:

DEPTH (FEET BGS)	SAMPLE: SAMPLE RECOVERY (INCHES)	SAMPLE: SAMPLE NO. AND DEPTH	SAMPLE: STRATA CHANGE (FEET BGS)	VISUAL CLASSIFICATION	PID FIELD SCREEN (PPM)	REMARKS
0				0-0.5 ft: dark brown topsoil, moist, with roots at 0.5 ft: red-brown SILT, little vf Sand, moist		
1			0.5	at 1.0 ft: red-brown SILT, some weathered bedrock, little vf Sand, trace mf Gravel, moist		
2	41"				0-5 ft: 0	
3						
4						
5						
6	20"				5-7 ft: 0	
7						
8				7 Total Depth = 7.0 feet bgs; refusal on presumed bedrock (Irondequoit Limestone?)		
9						
10						
11						
12						
13						
14						
15						
16						
17						
18						
19						
20						

WATER LEVEL DATA			DEPTH (FT)		
DATE	TIME	ELAPSED TIME	BOTTOM OF CASING	BOTTOM OF BORING	GROUNDWATER ENCOUNTERED
			NA	7.0	no

NOTES:
no evidence of impairment in soils
no well installed (no GW encountered)
no soil sample collected

GENERAL NOTES

1) STRATIFICATION LINES REPRESENT APPROXIMATE BOUNDARY BETWEEN SOIL TYPES, TRANSITIONS MAY BE GRADUAL.
2) WATER LEVEL READINGS HAVE BEEN MADE AT TIMES AND UNDER CONDITIONS STATED, FLUCTUATIONS OF GROUNDWATER

BGS = Below Ground Surface	and = 35 - 50%	C = Coarse	R = Rounded
NA = Not Applicable	some = 20 - 35%	M = Medium	A = Angular
	little = 10 - 20%	F = Fine	SR = Subrounded
	trace = 1 - 10%	VF = Very Fine	SA = Subangular

LaBella Powered by partnership. 300 STATE STREET, ROCHESTER, NEW YORK ENVIRONMENTAL ENGINEERING CONSULTANTS	PROJECT PROJECT NAME: Willink Middle School Env. Study LOCATION: 900 Publishers Parkway, Webster, NY	MONITORING WELL : MW-01 SHEET 1 OF 1 JOB # 2190309
CONTRACTOR: LaBella Environmental LLC DRILLER: Mike Windrel Jr. LABELLA REPRESENTATIVE: ED	BORING LOCATION: SB-01 GROUND SURFACE ELEVATION: NA DATUM: NA START DATE: 1/7/19 END DATE: 1/7/19	TYPE OF DRILL RIG: Geoprobe6620DT AUGER SIZE AND TYPE: NA OVERBURDEN SAMPLING METHOD: Macrocore

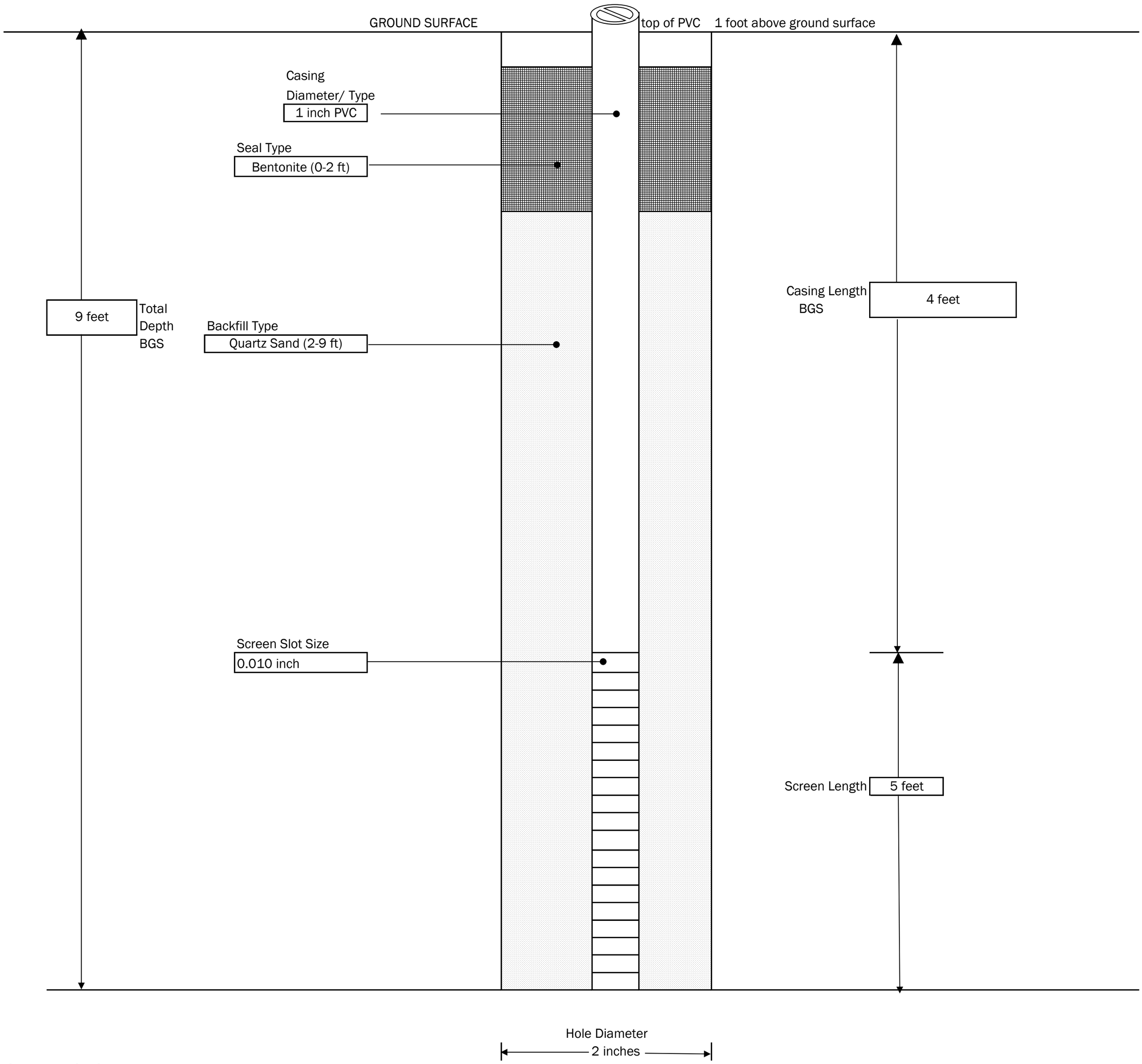

GENERAL NOTES:

1) NOT TO SCALE
2) DEPTHS ARE APPROXIMATE

APPENDIX 3

Historical Information

Aerial Photographs

1930 Aerial Photograph



LaBella
Powered by partnership

1951 Aerial Photograph

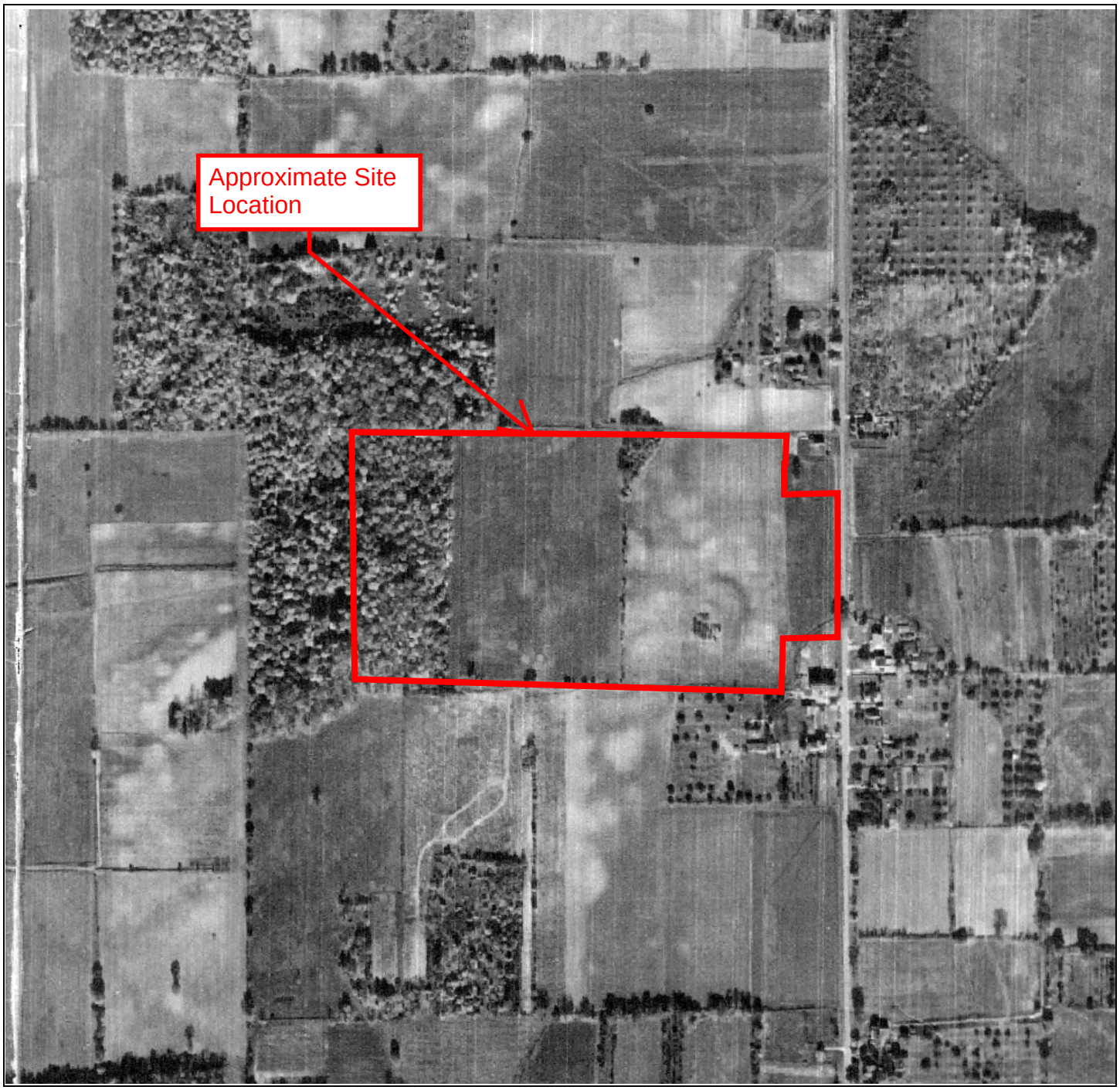

N

LaBella
Powered by partnership

1961 Aerial Photograph

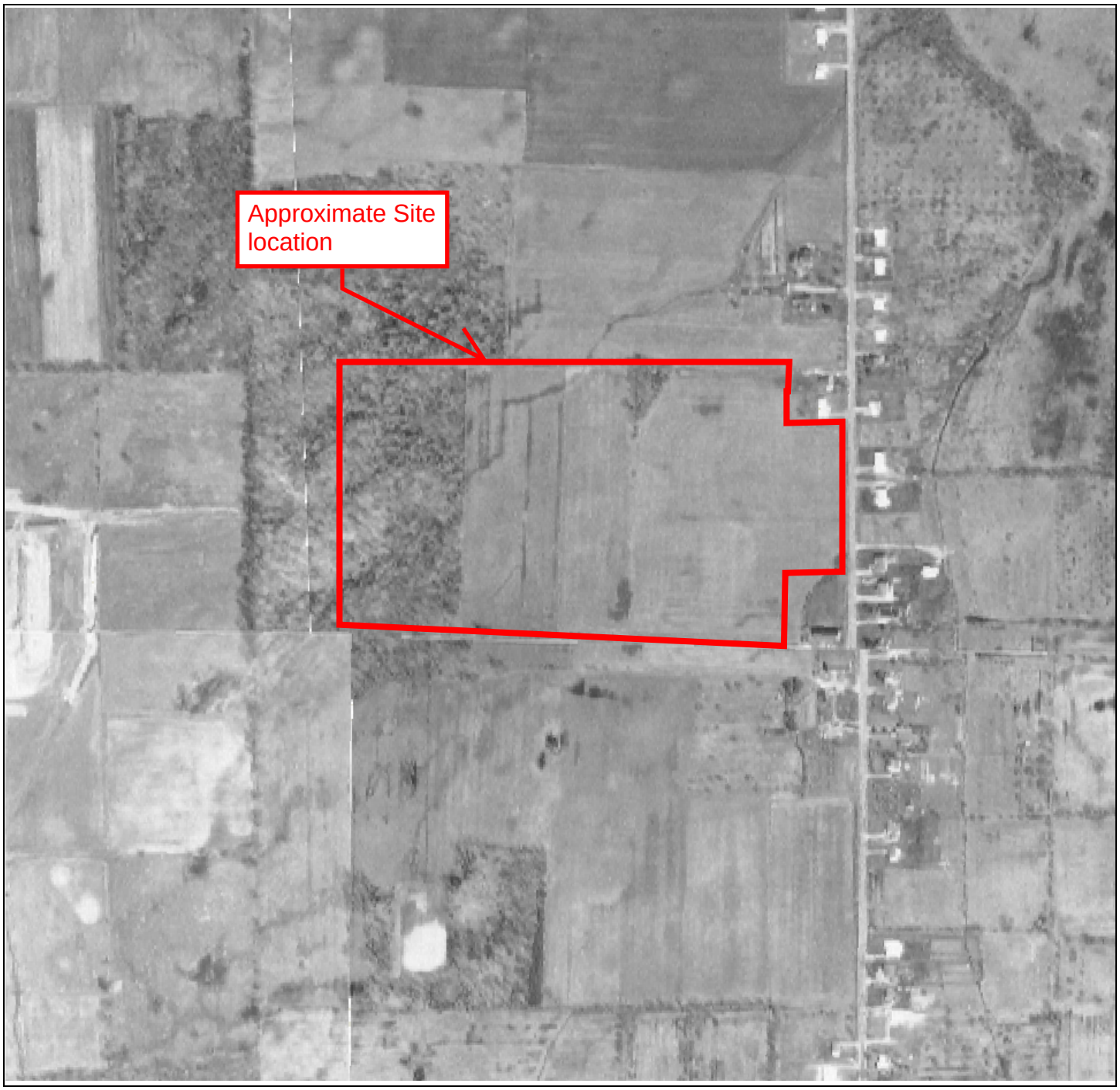

LaBella
Powered by partnership

1970 Aerial Photograph

LaBella
Powered by partnership

1980 Aerial Photograph

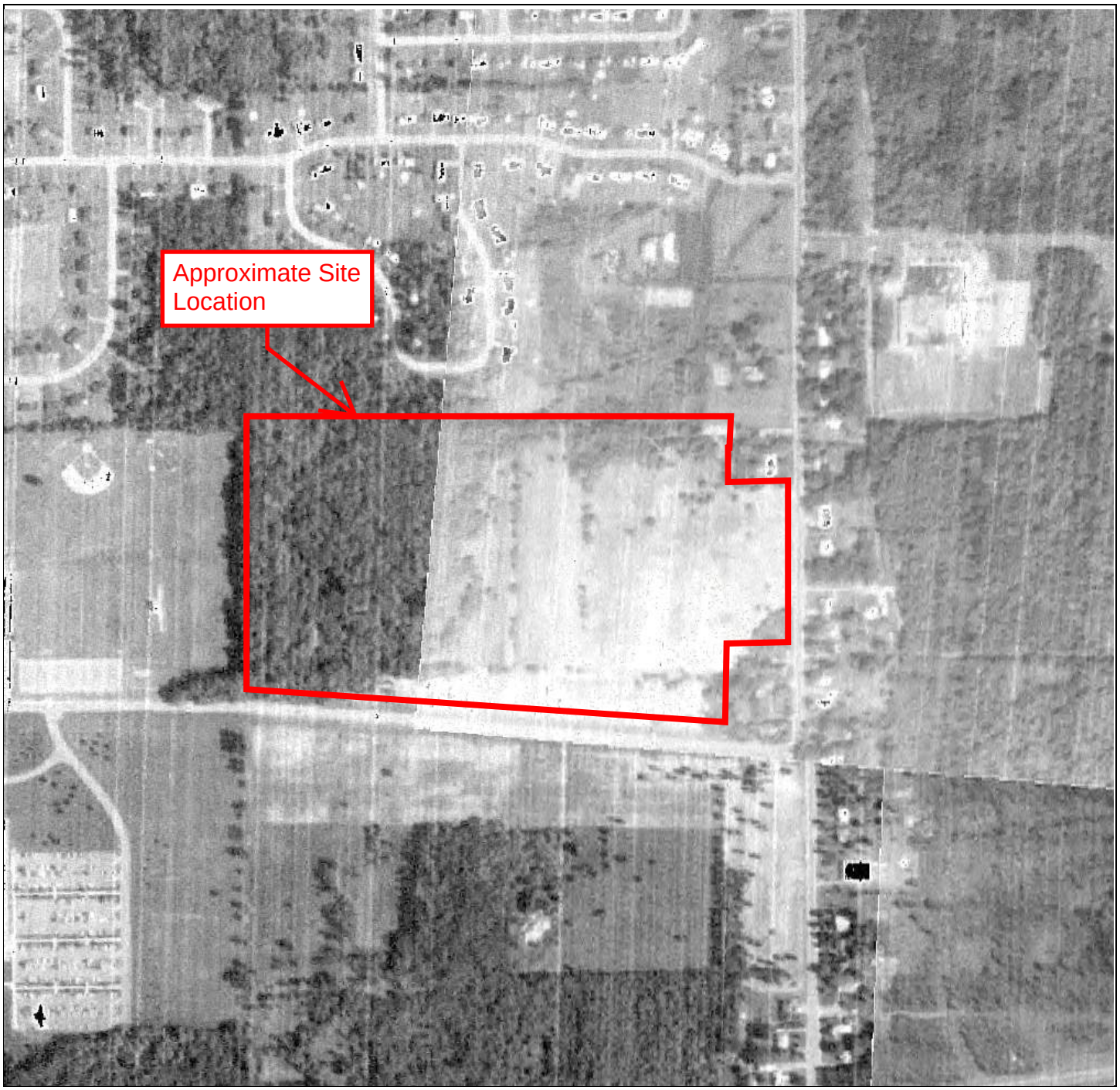

LaBella
Powered by partnership

1988 Aerial Photograph

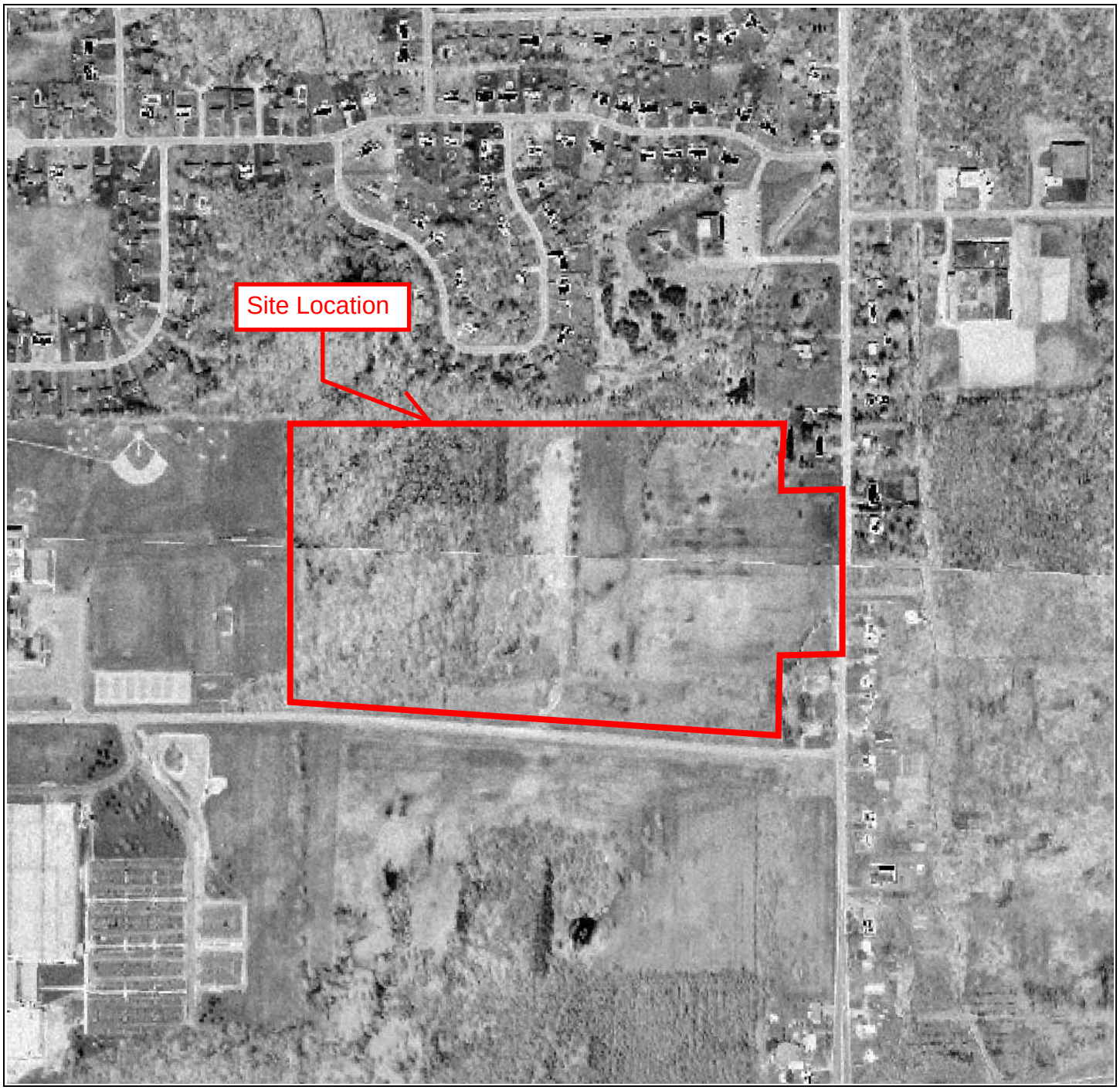

LaBella
Powered by partnership

1999 Aerial Photograph

LaBella
Powered by partnership

2002 Aerial Photograph

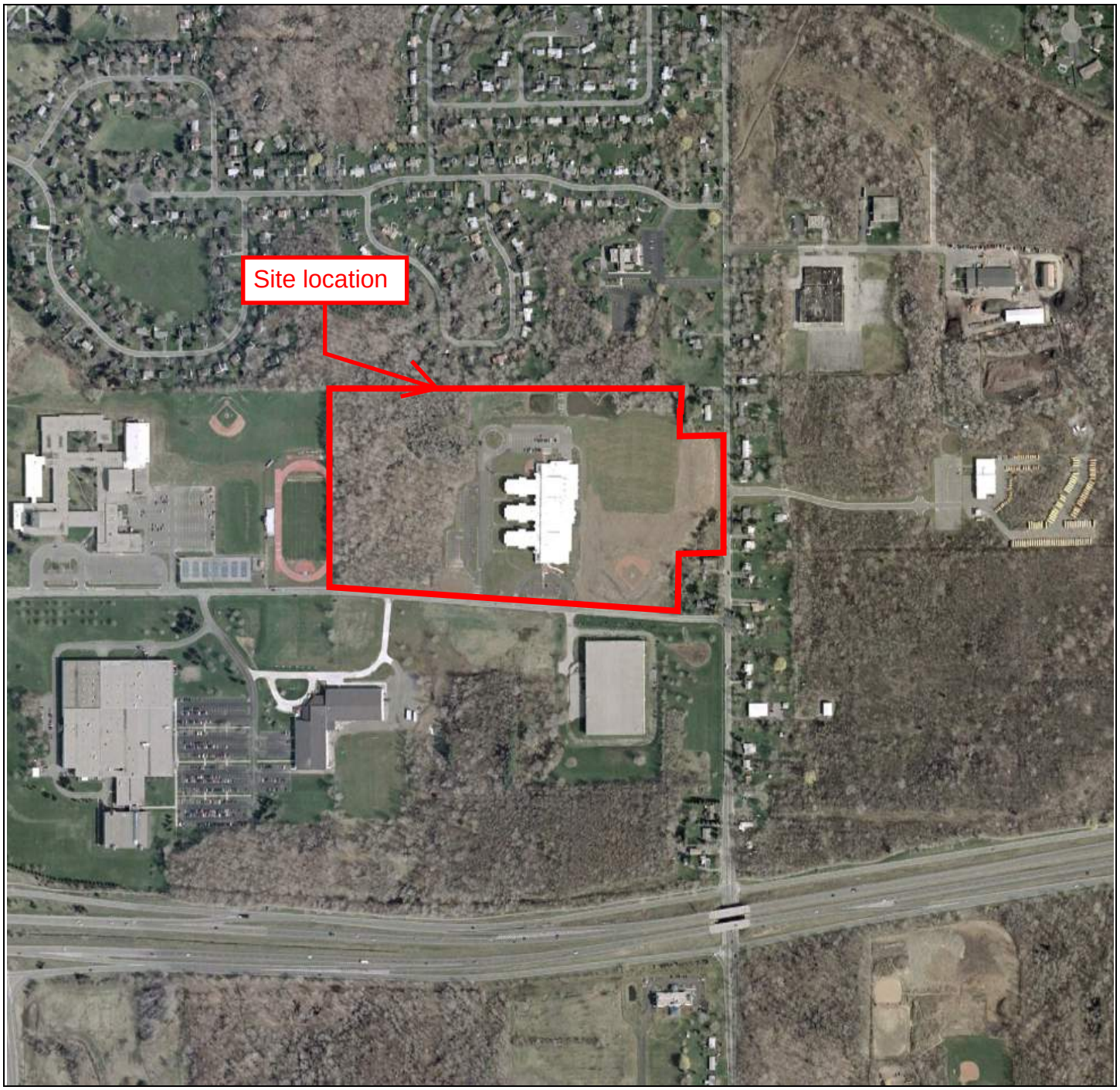

N

LaBella
Powered by partnership

2013 Aerial Photograph

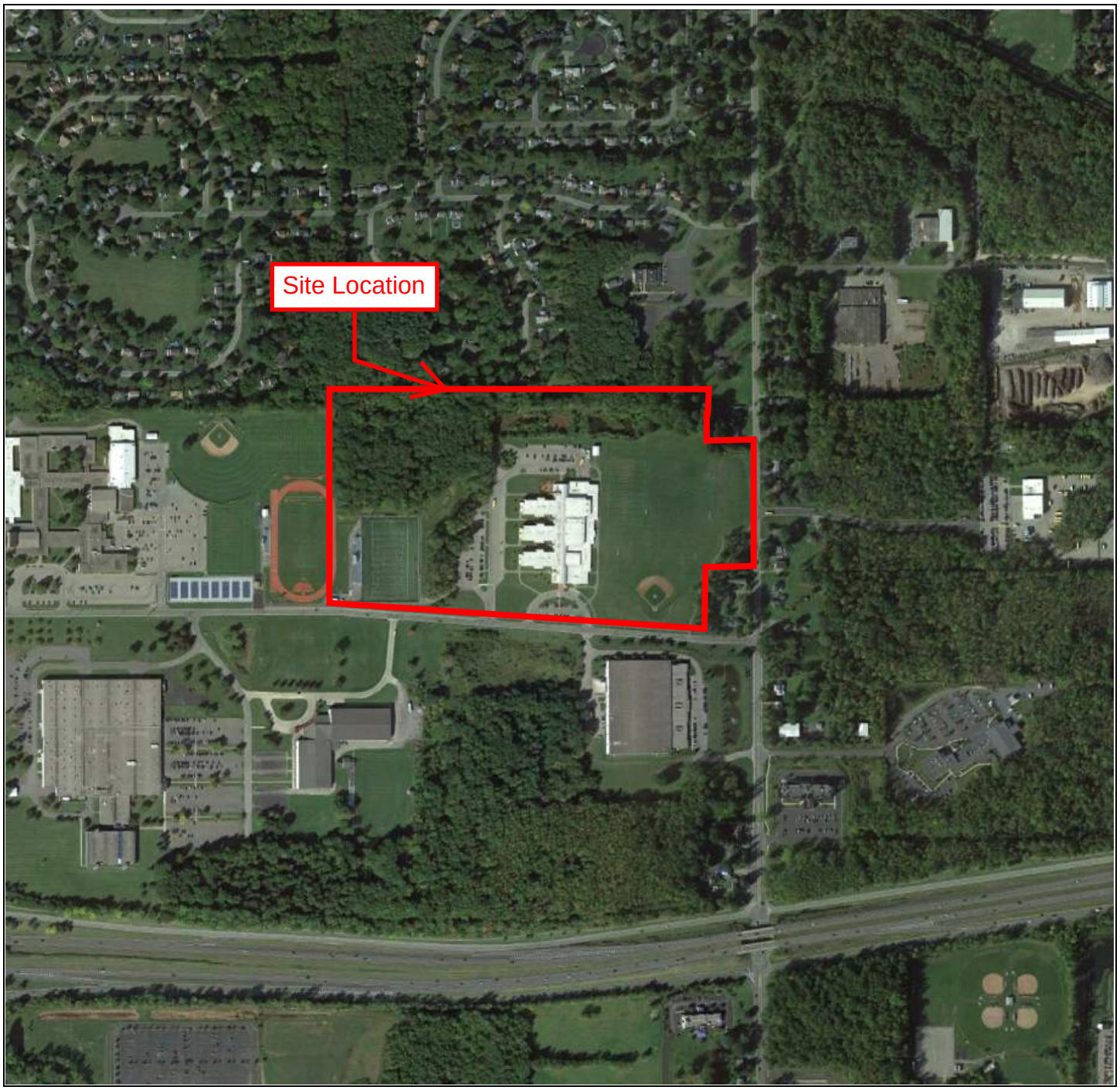

N

LaBella
Powered by partnership

Freedom of Information Law (FOIL) Requests

Application for Access to Records
Freedom of Information Law (FOIL)

MONROE COUNTY, NY

I hereby apply to ○ inspect or ● obtain a copy of the following record(s).*

(Please be specific with your request.)

All environmental records of concern—examples: violations, spills, leaks, fires, clean-ups, remediation, records of solid/ chemical/ hazardous substance usage, and / or disposal for the following addresses:

Address: 900 Publishers Parkway, Webster NY 14580
Tax ID: 79.07-1-32
Owner: Webster Central School District

*Please send records as electronic copies only, if possible, to MZerkle@labellapc.com. Thank you.

Matthew Zerkle
Name

LaBella Associates
Representing (if applicable)

300 State Street
Mailing Address

(585) 295-6671
Telephone (include area code)

Rochester | NY | 14614
City | State | Zip Code

Please print, sign and date this form before submitting.

Matthew Zerkle
Signature

12/13/2018
Date

**There is no charge for the inspection of documents; however, if duplication is requested by you, a charge of 25¢ per page is payable to Monroe County.*

Notice: You have a right to appeal denial of this application.

Send Request to:
Monroe County Access Officer
204 County Office Building • 39 West Main Street • Rochester, NY 14614
585 753-1080 • fax: 585 753-1068 • MonroeCounty.gov

Zerkle, Matthew

From: New York DEC Support <newyorkdec@mycusthelp.net>
Sent: Thursday, December 13, 2018 8:22 AM
To: Zerkle, Matthew
Subject: FOIL Request :: W045628-121318

Dear Matthew:

Thank you for your Freedom of Information Law (FOIL) request. Your request has been received and is being processed. Your request was received in this office on 12/13/2018 and given the reference number FOIL #W045628-121318 for tracking purposes. You may expect the Department's response to your request no later than **1/14/2019**.

Record Requested: **Environmental Enforcement-Environmental Permits-Environmental Remediation-Hazardous Materials-Solid Materials-Land Use Restrictions including and/or Engineering Controls_Law Enforcement/Investigation-Legal, Water, and Air-Spills/PBS-BCP and VCP Programs Address: 900 Publishers Parkway, Webster NY, Tax ID: 79.07-1-32**

You can monitor the progress of your request at the link below and you'll receive an email when your request has been completed. Again, thank you for using the FOIL Center.

https://mycusthelp.com/NEWYORKDEC/_rs/RequestLogin.aspx

New York State Department of Environmental Conservation, Record Access Office

---

Track the issue status and respond at:
https://mycusthelp.com/NEWYORKDEC//_rs/RequestEdit.aspx?rid=45628

Zerkle, Matthew

From: New York DEC Support <newyorkdec@mycusthelp.net>
Sent: Thursday, December 13, 2018 9:05 AM
To: Zerkle, Matthew
Subject: FOIL Request :: W045631-121318

Dear Matthew:

Thank you for your Freedom of Information Law (FOIL) request. Your request has been received and is being processed. Your request was received in this office on 12/13/2018 and given the reference number FOIL #W045631-121318 for tracking purposes. You may expect the Department's response to your request no later than **1/14/2019**.

Record Requested: **: Environmental Enforcement-Environmental Permits-Environmental Remediation-Hazardous Materials-Solid Materials-Land Use Restrictions including and/or Engineering Controls_Law Enforcement/Investigation-Legal, Water, and Air-Spills/PBS-BCP and VCP Programs Addresses are attached to the spreadsheet on this request.**

You can monitor the progress of your request at the link below and you'll receive an email when your request has been completed. Again, thank you for using the FOIL Center.

https://mycusthelp.com/NEWYORKDEC/_rs/RequestLogin.aspx

New York State Department of Environmental Conservation, Record Access Office

---

Track the issue status and respond at:
https://mycusthelp.com/NEWYORKDEC//_rs/RequestEdit.aspx?rid=45631

Zerkle, Matthew

From: New York DEC Support <newyorkdec@mycusthelp.net>
Sent: Thursday, January 3, 2019 10:39 AM
To: Zerkle, Matthew
Subject: Freedom of Information Law Request :: W045628-121318

--- Please respond above this line ---

Region 8 - Avon
P: 585 226-5363 | F:
www.dec.ny.gov

RE: PUBLIC RECORDS REQUEST of 12/13/2018, Reference # W045628-121318

Dear Matthew Zerkle,

I write in response to your Freedom of Information Law (FOIL) request seeking: Environmental Enforcement-Environmental Permits-Environmental Remediation-Hazardous Materials-Solid Materials-Land Use Restrictions including and/or Engineering Controls_Law Enforcement/Investigation-Legal, Water, and Air-Spills/PBS-BCP and VCP Programs Address: 900 Publishers Parkway, Webster NY, Tax ID: 79.07-1-32.

A diligent search of the files maintained by DEC produced no responsive records.

If I can be of further assistance, please contact me at 585 226-5363 and reference FOIL W045628-121318, or simply reply to this email.

Sincerely,
Region 8 FOIL Coordinator

Zerkle, Matthew

From: noreply@its.ny.gov
Sent: Thursday, December 13, 2018 9:01 AM
To: Zerkle, Matthew
Subject: FOIL Request Confirmation from Open FOIL NY

Thank you for submitting your FOIL request through Open FOIL NY.

Here is your Open FOIL NY confirmation information for future reference:

ZERKLE_DOH_20181213090042607

INFORMATION SUBMITTED:

Records Requested From	Department of Health
Short Title	900 Publishers Parkway, Webster NY and all adjacent properties
Description	All environmental records of concern --examples: violations, spills, leaks, fires, clean-ups, remediation, records of solid/ chemical/ hazardous substance usage, and/or disposal and septic records. Included below is a list of adjacent properties and tax IDs
Uploaded Files	adjacent properties.xlsx
FOIL Response Format	Email
If fees apply, please contact me if costs will be greater than	$

Your FOIL request has been forwarded to the organization(s) you selected, and the respective Records Access Officer will contact you directly for further processing of your request. Please allow up to five business days for such communication(s). For your convenience, here is additional contact information:

Department of Health
Corning Tower
Room 2364
Albany, NY 12237-0044

Received By
LaBella Associates, P.C.
JAN 01 2019
Client:
Proj.#:

Department of **Communications**
Monroe County, New York

Cheryl Dinolfo, County Executive **Jesse L. Sleezer**, Director

December 31, 2018

Matthew Zerkle
LaBella Associates
300 State St
Rochester, NY 14614

RE: Freedom of Information Request # 18-1091

Dear Mr. Zerkle,

Your request for information under the Freedom of Information Law (F.O.I.L.) has been approved as to existing records.

Please remit payment in the amount of $0.75, along with the enclosed invoice, to cover copying expenses. Checks can be made payable to Monroe County and mailed to: Freedom of Information, 39 West Main Street, Room 204, Rochester, New York, 14614.

At this time the Monroe County Department of Communication now considers this request closed.

You may appeal this decision, in writing, within 30 days. The Appeals Officer for Monroe County is Thomas Van Strydonck, 39 W. Main Street, Suite 110, Rochester, New York, 14614.

Sincerely,

Jesse L. Sleezer
Records Access Officer

204 County Office Building • 39 West Main Street • Rochester NY 14614
(585) 753-1080 • *fax:* (585) 753-1068 • *www.monroecounty.gov*

Freedom of Information

INVOICE

Request #: 18-1091 **Date:** December 31, 2018
Submitted By: Matthew Zerkle LaBella Associates 300 State St Rochester, NY 14614 RE: 900 Publishers Parkway

The records you requested through the Freedom of Information Law have been approved. To cover the copying costs for these records, please remit a check **payable to Monroe County** in the amount shown.

Should you have any questions in regard to this invoice, please contact the Monroe County Department of Communications at (585) 753-1080.

Type	Quantity	Price	Amount
Standard Copying Fee (per page)	3.0	$0.25	$0.75
		Total Amount Due:	**$0.75**

Please include this invoice along with a check or money order payable to Monroe County and mail to:

Freedom of Information
Monroe County Department of Communications
County Office Building, Room 204
39 West Main Street
Rochester, New York 14614

Re: 900 Publishers Parkway, Webster, NY 14580

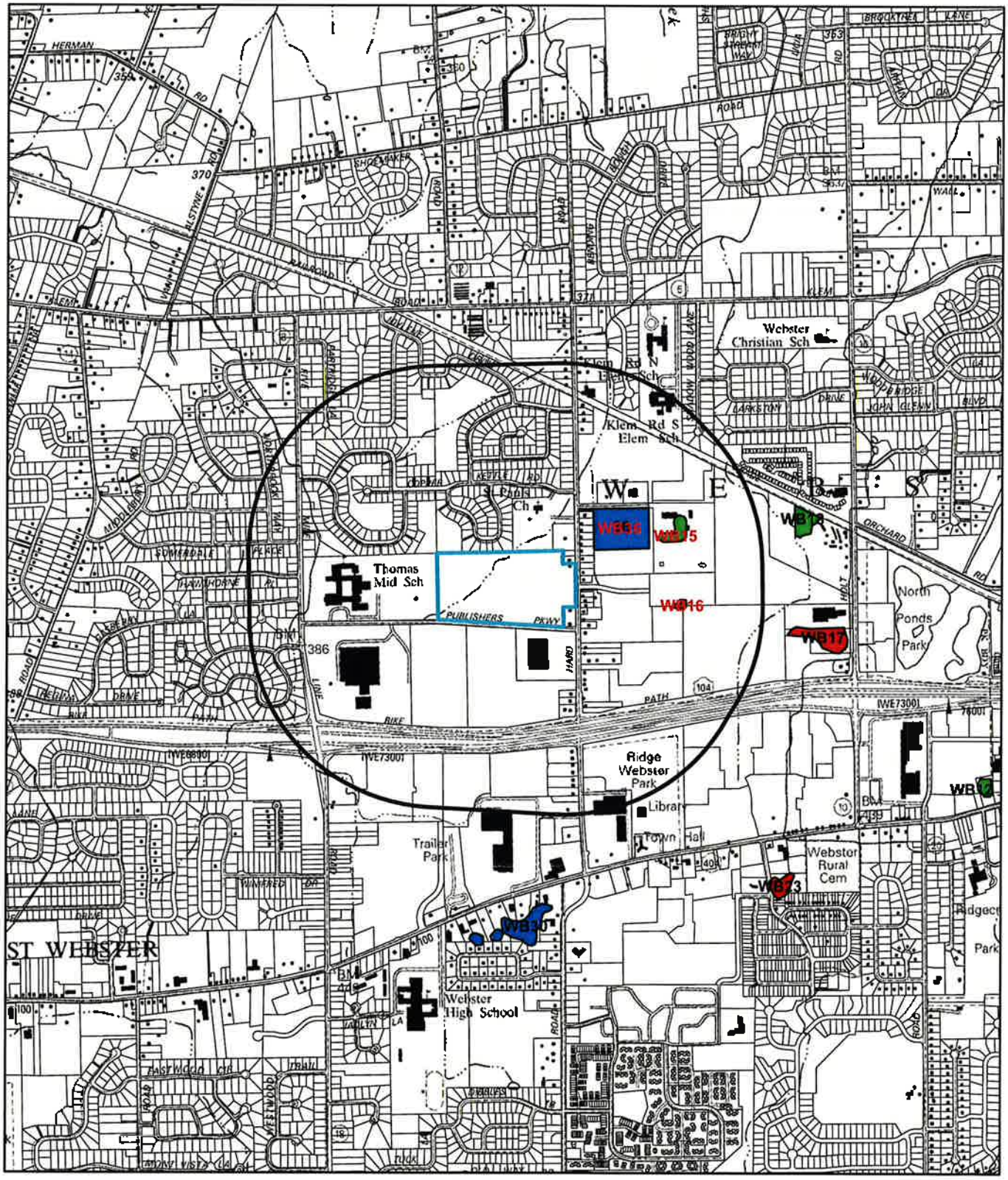

Site Type

- MC Suspected Site
- NYSDEC Registry Site
- MC Confirmed Site

(SEE SITE DESCRIPTION PAGE)

2,000 1,000 0 2,000 Feet

Note: Monroe County does not certify or warrant that this map is accurate or complete. Sites may be added or deleted or boundaries revised as more information becomes available. Site locations may not be exact.

Waste Site Description Sheet

Site Label	Site Type	Municipality	Site Name	Site Code	Program	Class	Type of Waste
WB15	MC Suspected Site	Webster					Unknown
WB16	MC Confirmed Site	Webster					Construction/Demolition
WB36	NYSDEC Registry Site	Webster	Jostens Photography, Inc.	V00241	Voluntary Cleanup Program	C	See NYSDEC Website

INDOOR AIR QUALITY/TOXICS CONTROL

ENVIRONMENTAL HEALTH ASSESSMENT
INVESTIGATION FORM

FILE INPUT: [✓] END DATE: 4/12/10
FILE EXIT: [✓] BY: EPY

DATE REC'D: 2/13/02 TIME MIL: 1040 REC'D BY: EY REF'D TO: EY 48 HR RESPONSE: Y/N [ ]

AREA: IAQ [✓] OAQ [ ] TX [ ] TX/ACM [ ] TX/NS [ ] FT [ ] MA [ ] RH [ ]

INCIDENT LOCATION: 900 Publishers Parkway CITY/TOWN: Webster

COMPLAINANT: Cathy Costello HOME PHONE: 872-2567

ADDRESS: WORK PHONE:

Willink Middle School 671-1210

CONCERN / SYMPTOMS

Concern about high CO_2 levels. > 2000 ppm
Child experiencing headaches.

INVESTIGATION REPORT
IMPACT/ EXPOSURE PATHWAY/HEALTH CONSEQUENCES/RECOMMENDATIONS/REFERRALS

INVESTIGATOR: [Yurkstas] DATE: [ ]

2/14 Discussion with Blaine Cunningham - Facilities
216-0300. aware of problem District will be trying to improve
ventilation. Site custodian John Hofer Followup.
3/29 Nelle Brown OxH+S Specialist tested classrooms
22 < 1000 ppm
1 1700
3 1400 peak occupancy
Reviewed situation with Mrs Costello

98EHAI-1.FRM

[ ] OVER

Environmental Risk Information Services (ERIS) Database Report

ERIS
ENVIRONMENTAL RISK INFORMATION SERVICES

DATABASE REPORT

Project Property:	*2190309* *900 Publishers Parkway* *Webster NY 14580*
Project No:	*2190309*
Report Type:	*Database Report*
Order No:	*20181212204*
Requested by:	*LaBella Associates*
Date Completed:	*December 12, 2018*

Environmental Risk Information Services
A division of Glacier Media Inc.
1.866.517.5204 | info@erisinfo.com | erisinfo.com

Table of Contents

Table of Contents....2
Executive Summary....3
Executive Summary: Report Summary....4
Executive Summary: Site Report Summary - Project Property....7
Executive Summary: Site Report Summary - Surrounding Properties....8
Executive Summary: Summary by Data Source....11
Map....16
Aerial....19
Topographic Map....20
Detail Report....21
Unplottable Summary....94
Unplottable Report....95
Appendix: Database Descriptions....105
Definitions....114

Notice: IMPORTANT LIMITATIONS and YOUR LIABILITY

Reliance on information in Report: This report DOES NOT replace a full Phase I Environmental Site Assessment but is solely intended to be used as database review of environmental records.

License for use of information in Report: No page of this report can be used without this cover page, this notice and the project property identifier. The information in Report(s) may not be modified or re-sold.

Your Liability for misuse: Using this Service and/or its reports in a manner contrary to this Notice or your agreement will be in breach of copyright and contract and ERIS may obtain damages for such mis-use, including damages caused to third parties, and gives ERIS the right to terminate your account, rescind your license to any previous reports and to bar you from future use of the Service.

No warranty of Accuracy or Liability for ERIS: The information contained in this report has been produced by ERIS Information Inc. ("ERIS") using various sources of information, including information provided by Federal and State government departments. The report applies only to the address and up to the date specified on the cover of this report, and any alterations or deviation from this description will require a new report. This report and the data contained herein does not purport to be and does not constitute a guarantee of the accuracy of the information contained herein and does not constitute a legal opinion nor medical advice. Although ERIS has endeavored to present you with information that is accurate, ERIS disclaims, any and all liability for any errors, omissions, or inaccuracies in such information and data, whether attributable to inadvertence, negligence or otherwise, and for any consequences arising therefrom. Liability on the part of ERIS is limited to the monetary value paid for this report.

Trademark and Copyright: You may not use the ERIS trademarks or attribute any work to ERIS other than as outlined above. This Service and Report(s) are protected by copyright owned by ERIS Information Inc. Copyright in data used in the Service or Report(s) (the "Data") is owned by ERIS or its licensors. The Service, Report(s) and Data may not be copied or reproduced in whole or in any substantial part without prior written consent of ERIS.

Executive Summary

Property Information:

Project Property:	*2190309* *900 Publishers Parkway Webster NY 14580*
Project No:	*2190309*

Coordinates:

Latitude:	*43.219711*
Longitude:	*-77.465082*
UTM Northing:	*4,788,164.12*
UTM Easting:	*299,788.67*
UTM Zone:	*UTM Zone 18T*

Elevation:	*387 FT*

Order Information:

Order No:	*20181212204*
Date Requested:	*December 12, 2018*
Requested by:	*LaBella Associates*
Report Type:	*Database Report*

Historicals/Products:

ERIS Xplorer	*ERIS Xplorer*
Excel Add-On	*Excel Add-On*
Fire Insurance Maps	*US Fire Insurance Maps*

Executive Summary: Report Summary

Database	Searched	Search Radius	Project Property	Within 0.12mi	.125mi to 0.25mi	0.25mi to 0.50mi	0.50mi to 1.00mi	Total
Standard Environmental Records								
Federal								
NPL	Y	1	0	0	0	0	0	0
PROPOSED NPL	Y	1	0	0	0	0	0	0
DELETED NPL	Y	.5	0	0	0	0	-	0
SEMS	Y	.5	0	0	0	0	-	0
ODI	Y	.5	0	0	0	0	-	0
SEMS ARCHIVE	Y	.5	0	0	0	0	-	0
CERCLIS	Y	.5	0	0	0	0	-	0
IODI	Y	.5	0	0	0	0	-	0
CERCLIS NFRAP	Y	.5	0	0	0	0	-	0
CERCLIS LIENS	Y	PO	0	-	-	-	-	0
RCRA CORRACTS	Y	1	0	0	0	0	0	0
RCRA TSD	Y	.5	0	0	0	0	-	0
RCRA LQG	Y	.25	0	0	1	-	-	1
RCRA SQG	Y	.25	0	0	0	-	-	0
RCRA CESQG	Y	.25	0	1	0	-	-	1
RCRA NON GEN	Y	.25	0	0	1	-	-	1
FED ENG	Y	.5	0	0	0	0	-	0
FED INST	Y	.5	0	0	0	0	-	0
ERNS 1982 TO 1986	Y	PO	0	-	-	-	-	0
ERNS 1987 TO 1989	Y	PO	0	-	-	-	-	0
ERNS	Y	PO	0	-	-	-	-	0
FED BROWNFIELDS	Y	.5	0	0	0	0	-	0
FEMA UST	Y	.25	0	0	0	-	-	0
SEMS LIEN	Y	PO	0	-	-	-	-	0
SUPERFUND ROD	Y	1	0	0	0	0	0	0
State								
HSWDS	Y	1	0	0	0	0	0	0

Database	Searched	Search Radius	Project Property	Within 0.12mi	.125mi to 0.25mi	0.25mi to 0.50mi	0.50mi to 1.00mi	Total
SHWS	Y	1	0	0	0	0	1	1
DSHW	Y	1	0	0	0	0	0	0
VAPOR	Y	1	0	0	0	0	1	1
SWF/LF	Y	.5	0	0	0	1	-	1
LST	Y	.5	0	0	0	1	-	1
DELISTED LST	Y	.5	0	0	0	0	-	0
UST	Y	.25	0	1	2	-	-	3
AST	Y	.25	0	0	2	-	-	2
DELISTED TANKS	Y	.25	0	0	0	-	-	0
TANKS	Y	.25	0	0	0	-	-	0
CBS	Y	.25	0	0	0	-	-	0
MOSF	Y	.5	0	0	0	0	-	0
ENG	Y	.5	0	0	0	0	-	0
INST	Y	.5	0	0	0	0	-	0
VCP	Y	.5	0	0	1	0	-	1
ERP	Y	.5	0	0	0	0	-	0
BROWNFIELDS	Y	.5	0	0	0	0	-	0
Tribal								
INDIAN LUST	Y	.5	0	0	0	0	-	0
INDIAN UST	Y	.25	0	0	0	-	-	0
DELISTED ILST	Y	.5	0	0	0	0	-	0
DELISTED IUST	Y	.25	0	0	0	-	-	0
County								
CORTLAND TANKS	Y	.25	0	0	0	-	-	0
NASSAU TANKS	Y	.25	0	0	0	-	-	0
ROCKLAND TANKS	Y	.25	0	0	0	-	-	0
SUFFOLK TANKS	Y	.25	0	0	0	-	-	0
WSTCHST TANKS	Y	.25	0	0	0	-	-	0
DELISTED COUNTY	Y	.25	0	0	0	-	-	0
Additional Environmental Records								
Federal								
FINDS/FRS	Y	PO	1	-	-	-	-	1
TRIS	Y	PO	0	-	-	-	-	0
HMIRS	Y	.125	0	0	-	-	-	0
NCDL	Y	PO	0	-	-	-	-	0
TSCA	Y	.125	0	0	-	-	-	0
HIST TSCA	Y	.125	0	0	-	-	-	0
FTTS ADMIN	Y	PO	0	-	-	-	-	0
FTTS INSP	Y	PO	0	-	-	-	-	0

Database	Searched	Search Radius	Project Property	Within 0.12mi	.125mi to 0.25mi	0.25mi to 0.50mi	0.50mi to 1.00mi	Total
PRP	Y	PO	0	-	-	-	-	0
SCRD DRYCLEANER	Y	.5	0	0	0	0	-	0
ICIS	Y	PO	0	-	-	-	-	0
FED DRYCLEANERS	Y	.25	0	0	0	-	-	0
DELISTED FED DRY	Y	.25	0	0	0	-	-	0
FUDS	Y	1	0	0	0	0	0	0
MLTS	Y	PO	0	-	-	-	-	0
HIST MLTS	Y	PO	0	-	-	-	-	0
MINES	Y	.25	0	0	0	-	-	0
ALT FUELS	Y	.25	0	0	0	-	-	0
SSTS	Y	.25	0	0	0	-	-	0
PCB	Y	.5	0	0	0	0	-	0
State								
NY SPILLS	Y	.5	0	5	3	15	-	23
DRYCLEANERS	Y	.25	0	0	0	-	-	0
NY MANIFEST	Y	.125	0	1	-	-	-	1
Tribal	***No Tribal additional environmental record sources available for this State.***							
County								
E DESIGNATION	Y	.125	0	0	-	-	-	0
	Total:		1	8	10	17	2	38

**** PO – Property Only***
**** 'Property and adjoining properties' database search radii are set at 0.25 miles.***

Executive Summary: Site Report Summary - Project Property

Map Key	DB	Company/Site Name	Address	Direction	Distance (mi/ft)	Elev Diff (ft)	Page Number
1	FINDS/FRS	WILLINK MIDDLE SCHOOL	900 PUBLISHERS PKWY WEBSTER NY 14580	-	0.00 / 0.00	5	21

Executive Summary: Site Report Summary - Surrounding Properties

Map Key	DB	Company/Site Name	Address	Direction	Distance (mi/ft)	Elev Diff (ft)	Page Number
2	NY SPILLS	HARD ROAD DRAINAGE	818 HARD ROAD WEBSTER NY ***Site ID | Close Date:*** 203094 | 1993-08-23 00:00:00	E	0.01 / 41.00	-7	21
3	NY SPILLS	ROCHESTER GAS & ELECTRIC	850 HARD ROAD POLE WEBSTER NY 14580 ***Site ID | Close Date:*** 541896 | 2017-03-15 00:00:00	SE	0.06 / 342.84	4	22
4	NY SPILLS	STAR MARKET	854 HARD ROAD WEBSTER NY ***Site ID | Close Date:*** 75321 | 1998-08-26 00:00:00	SE	0.08 / 406.14	4	23
5	NY MANIFEST	PLANAR OPTICS	858 HARD RD WEBSTER NY 14580	SE	0.10 / 505.33	5	24
5	RCRA CESQG	PLANAR OPTICS INC	858 HARD RD WEBSTER NY 14580	SE	0.10 / 505.33	5	35
6	UST	CONTINUING DEVELOPMENTAL SERVICES	860 HARD ROAD WEBSTER NY 14580 ***Site ID | Site Status:*** 414288 | Active	SE	0.10 / 538.14	5	37
7	NY SPILLS	869 INDEPENDENCE DRIVE	869 INDEPENDENCE DRIVE WEBSTER NY 14580 ***Site ID | Close Date:*** 98264 | 1998-07-29 00:00:00	WNW	0.11 / 575.01	-2	40
8	NY SPILLS	ROCHESTER GAS & ELECTRIC	783 HARD ROAD POLE WEBSTER NY 14580 ***Site ID | Close Date:*** 541897 | 2017-04-24 00:00:00	NE	0.11 / 592.73	-11	40
9	RCRA NON GEN	JOSTENS PHOTOGRAPHY INC	999 PICTURE PKWY WEBSTER NY 14580-8961	ENE	0.19 / 1,022.42	-12	41
9	NY SPILLS	SCHOOL PICTURES	999 PICTURE PARKWAY WEBSTER NY 14580 ***Site ID | Close Date:*** 271843 | 1979-04-20 00:00:00	ENE	0.19 / 1,022.42	-12	43
9	UST	SCHOOL PICTURES INC	999 PICTURE PARKWAY WEBSTER NY 14580 ***Site ID | Site Status:*** 47911 | Unregulated/Closed	ENE	0.19 / 1,022.42	-12	43
9	VCP	Jostens Photography, Inc.	999 PICTURE PARKWAY WEBSTER NY	ENE	0.19 / 1,022.42	-12	47
10	AST	CALVARY AUTOMATION SYSTEMS	855 PUBLISHERS PARKWAY AKA 1 PUBLISHERS	WSW	0.20 / 1,080.31	-3	48

Map Key	DB	Company/Site Name	Address	Direction	Distance (mi/ft)	Elev Diff (ft)	Page Number
			PARKWAY WEBSTER NY 14580 ***Site ID* | *Site Status:*** 48326 | Active				
10	UST	CALVARY AUTOMATION SYSTEMS	855 PUBLISHERS PARKWAY AKA 1 PUBLISHERS PARKWAY WEBSTER NY 14580 ***Site ID* | *Site Status:*** 48326 | Active	WSW	0.20 / 1,080.31	-3	52
11	RCRA LQG	TRIDENT PRECISION MANUFACTURING INC	1010 PICTURE PKWY WEBSTER NY 14580	ENE	0.22 / 1,186.43	-8	61
12	AST	WEBSTER CENTRAL SCHOOL DISTRICT	BUS GARAGE 1000 DOCUMENT DRIVE WEBSTER NY 14580 ***Site ID* | *Site Status:*** 51628 | Active	E	0.23 / 1,195.54	3	70
12	NY SPILLS	WEBSTER SCHOOL BUS GARAGE	1000 DOCUMENT DRIVE WEBSTER NY 14580 ***Site ID* | *Close Date:*** 126466 | 2003-10-30 00:00:00	E	0.23 / 1,195.54	3	76
13	NY SPILLS	VANBUREN (STEVE) PROPERTY	762 SAFFRON LANE WEBSTER NY 14580 ***Site ID* | *Close Date:*** 101576 | 2003-10-29 00:00:00	NNE	0.25 / 1,317.28	-3	77
14	NY SPILLS	ROUTE 104 AT HARD ROAD	RT 104 & HARD ROAD WEBSTER NY ***Site ID* | *Close Date:*** 193658 | 1997-11-04 00:00:00	SSE	0.28 / 1,498.63	16	78
15	NY SPILLS	837 INDEPENDENCE AVE	837 INDEPENDENCE AVE WEBSTER NY 14580 ***Site ID* | *Close Date:*** 67928 | 1989-12-20 00:00:00	WNW	0.30 / 1,580.22	-7	79
16	NY SPILLS	TOWN OF WEBSTER	1005 PICTURE PARKWAY WEBSTER NY 14580 ***Site ID* | *Close Date:*** 211352 | 2003-09-23 00:00:00	ENE	0.31 / 1,655.14	-7	79
16	NY SPILLS	T OF WEBSTER HIGHWAY DEPT	1005 PICTURE PARKWAY WEBSTER NY ***Site ID* | *Close Date:*** 211353 | 2005-01-06 00:00:00	ENE	0.31 / 1,655.14	-7	80
16	NY SPILLS	TOWN OF WEBSTER HIGHWAY GARAGE	1005 PICTURE PARKWAY HIGHWAY GARAGE WEBSTER NY 14580 ***Site ID* | *Close Date:*** 415524 | 2010-06-29 00:00:00	ENE	0.31 / 1,655.14	-7	81
16	NY SPILLS	TOWN OF WEBSTER HIGHWAY FACILITY	1005 PICTURE PARKWAY WEBSTER NY 14580 ***Site ID* | *Close Date:*** 407410 | 2008-12-05 00:00:00	ENE	0.31 / 1,655.14	-7	82
16	SWF/LF	Webster Highway Dept.	1005 Picture Parkway Webster NY 14580	ENE	0.31 / 1,655.14	-7	83

Map Key	DB	Company/Site Name	Address	Direction	Distance (mi/ft)	Elev Diff (ft)	Page Number
17	NY SPILLS	LAWYERS CO-OP	FIVE MILE LINE RD WEBSTER NY 14580 ***Site ID | Close Date:*** 191410 | 1978-05-31 00:00:00	WNW	0.33 / 1,737.85	-17	83
17	NY SPILLS	WASTE MANAGEMENT	FIVE MILE LINE ROAD WEBSTER NY ***Site ID | Close Date:*** 177660 | 2002-06-24 00:00:00	WNW	0.33 / 1,737.85	-17	84
18	LST	LAWYERS COOP. PUBLISHING	1 PUBLISHERS PARKWAY WEBSTER NY 14580 ***Site ID | Close Date:*** 198756 | 1987-02-10 00:00:00	W	0.36 / 1,912.79	-6	85
18	NY SPILLS	THOMSON LEGAL PUBLISHING	1 PUBLISHERS PARKWAY WEBSTER NY ***Site ID | Close Date:*** 198757 | 1996-12-20 00:00:00	W	0.36 / 1,912.79	-6	86
19	NY SPILLS	FIVE MILE LINE (#841) RD	841 FIVE MILE LINE ROAD WEBSTER NY ***Site ID | Close Date:*** 92598 | 1988-06-01 00:00:00	W	0.36 / 1,926.48	-11	87
19	NY SPILLS	BERGER, SCOTT RESIDENCE	841 FIVE MILE LINE ROAD WEBSTER NY 14580 ***Site ID | Close Date:*** 92597 | 1988-05-31 00:00:00	W	0.36 / 1,926.48	-11	87
20	NY SPILLS	RGE POLE 56	927 HARD RD WEBSTER NY ***Site ID | Close Date:*** 483597 | 2013-06-24 00:00:00	SSE	0.42 / 2,228.52	22	88
21	NY SPILLS	HARD ROAD MVA	HARD RD @VANINGEN DRIVE WEBSTER NY 14580 ***Site ID | Close Date:*** 208527 | 2003-06-20 00:00:00	SSE	0.44 / 2,349.15	23	89
22	NY SPILLS	CONSTRUCTION SITE	702 COTTAGE BROOK LANE WEBSTER NY ***Site ID | Close Date:*** 522279 | 2016-02-01 00:00:00	NE	0.45 / 2,352.64	-17	90
23	NY SPILLS	BEECHWOODS POOL	692 HIGHTOWER WAY WEBSTER NY ***Site ID | Close Date:*** 89491 | 1993-07-19 00:00:00	WSW	0.50 / 2,621.48	9	91
24	SHWS	Former Romeo Ford	933 RIDGE ROAD WEBSTER NY	S	0.72 / 3,815.29	60	92
24	VAPOR	Former Romeo Ford	933 Ridge Road Webster NY 14580	S	0.72 / 3,815.29	60	93

Executive Summary: Summary by Data Source

Standard

Federal

RCRA LQG - RCRA Generator List

A search of the RCRA LQG database, dated Aug 2, 2018 has found that there are 1 RCRA LQG site(s) within approximately 0.25 miles of the project property.

Lower Elevation	Address	Direction	Distance (mi/ft)	Map Key
TRIDENT PRECISION MANUFACTURING INC	1010 PICTURE PKWY WEBSTER NY 14580	ENE	0.22 / 1,186.43	11

RCRA CESQG - RCRA Conditionally Exempt Small Quantity Generators List

A search of the RCRA CESQG database, dated Aug 2, 2018 has found that there are 1 RCRA CESQG site(s) within approximately 0.25 miles of the project property.

Equal/Higher Elevation	Address	Direction	Distance (mi/ft)	Map Key
PLANAR OPTICS INC	858 HARD RD WEBSTER NY 14580	SE	0.10 / 505.33	5

RCRA NON GEN - RCRA Non-Generators

A search of the RCRA NON GEN database, dated Aug 2, 2018 has found that there are 1 RCRA NON GEN site(s) within approximately 0.25 miles of the project property.

Lower Elevation	Address	Direction	Distance (mi/ft)	Map Key
JOSTENS PHOTOGRAPHY INC	999 PICTURE PKWY WEBSTER NY 14580-8961	ENE	0.19 / 1,022.42	9

State

SHWS - Registry of Inactive Hazardous Waste Disposal Sites in New York State

A search of the SHWS database, dated Sep 14, 2018 has found that there are 1 SHWS site(s) within approximately 1.00 miles of the project property.

Equal/Higher Elevation	Address	Direction	Distance (mi/ft)	Map Key
Former Romeo Ford	933 RIDGE ROAD WEBSTER NY	S	0.72 / 3,815.29	24

VAPOR - Vapor Intrusion Legacy Site List

A search of the VAPOR database, dated Dec 29, 2017 has found that there are 1 VAPOR site(s) within approximately 1.00 miles of the

project property.

Equal/Higher Elevation	Address	Direction	Distance (mi/ft)	Map Key
Former Romeo Ford	933 Ridge Road Webster NY 14580	S	0.72 / 3,815.29	24

SWF/LF - Solid Waste Facilities and Landfills

A search of the SWF/LF database, dated Sep 30, 2018 has found that there are 1 SWF/LF site(s) within approximately 0.50 miles of the project property.

Lower Elevation	Address	Direction	Distance (mi/ft)	Map Key
Webster Highway Dept.	1005 Picture Parkway Webster NY 14580	ENE	0.31 / 1,655.14	16

LST - Leaking Storage Tanks

A search of the LST database, dated Sep 14, 2018 has found that there are 1 LST site(s) within approximately 0.50 miles of the project property.

Lower Elevation	Address	Direction	Distance (mi/ft)	Map Key
LAWYERS COOP. PUBLISHING	1 PUBLISHERS PARKWAY WEBSTER NY 14580	W	0.36 / 1,912.79	18
	Site ID* | *Close Date: *198756* | *1987-02-10 00:00:00*			

UST - Underground Storage Tanks- UST-Petroleum Bulk Storage (PBS)

A search of the UST database, dated Sep 14, 2018 has found that there are 3 UST site(s) within approximately 0.25 miles of the project property.

Equal/Higher Elevation	Address	Direction	Distance (mi/ft)	Map Key
CONTINUING DEVELOPMENTAL SERVICES	860 HARD ROAD WEBSTER NY 14580	SE	0.10 / 538.14	6
	Site ID* | *Site Status: *414288* | *Active*			

Lower Elevation	Address	Direction	Distance (mi/ft)	Map Key
SCHOOL PICTURES INC	999 PICTURE PARKWAY WEBSTER NY 14580	ENE	0.19 / 1,022.42	9
	Site ID* | *Site Status: *47911* | *Unregulated/Closed*			
CALVARY AUTOMATION SYSTEMS	855 PUBLISHERS PARKWAY AKA 1 PUBLISHERS PARKWAY WEBSTER NY 14580 ***Site ID* | *Site Status***: *48326* | *Active*	WSW	0.20 / 1,080.31	10

AST - The Bulk Storage Program Database - AST

A search of the AST database, dated Sep 14, 2018 has found that there are 2 AST site(s) within approximately 0.25 miles of the project property.

Equal/Higher Elevation	Address	Direction	Distance (mi/ft)	Map Key
WEBSTER CENTRAL SCHOOL DISTRICT	BUS GARAGE 1000 DOCUMENT DRIVE WEBSTER NY 14580 ***Site ID* | *Site Status***: *51628* | *Active*	E	0.23 / 1,195.54	12

Lower Elevation	Address	Direction	Distance (mi/ft)	Map Key
CALVARY AUTOMATION SYSTEMS	855 PUBLISHERS PARKWAY AKA 1 PUBLISHERS PARKWAY WEBSTER NY 14580 ***Site ID* | *Site Status***: *48326* | *Active*	WSW	0.20 / 1,080.31	10

VCP - Voluntary Cleanup Agreements

A search of the VCP database, dated Sep 14, 2018 has found that there are 1 VCP site(s) within approximately 0.50 miles of the project property.

Lower Elevation	Address	Direction	Distance (mi/ft)	Map Key
Jostens Photography, Inc.	999 PICTURE PARKWAY WEBSTER NY	ENE	0.19 / 1,022.42	9

Non Standard

Federal

FINDS/FRS - Facility Registry Service/Facility Index

A search of the FINDS/FRS database, dated Oct 17, 2018 has found that there are 1 FINDS/FRS site(s) within approximately 0.02 miles of the project property.

Equal/Higher Elevation	Address	Direction	Distance (mi/ft)	Map Key
WILLINK MIDDLE SCHOOL	900 PUBLISHERS PKWY WEBSTER NY 14580	-	0.00 / 0.00	1

State

NY SPILLS - Spill Incidents Database

A search of the NY SPILLS database, dated Sep 14, 2018 has found that there are 23 NY SPILLS site(s) within approximately 0.50 miles of the project property.

Equal/Higher Elevation	Address	Direction	Distance (mi/ft)	Map Key
ROCHESTER GAS & ELECTRIC	850 HARD ROAD POLE WEBSTER NY 14580 ***Site ID* | *Close Date***: *541896* | *2017-03-15 00:00:00*	SE	0.06 / 342.84	3
STAR MARKET	854 HARD ROAD WEBSTER NY ***Site ID* | *Close Date***: *75321* | *1998-08-26 00:00:00*	SE	0.08 / 406.14	4

Equal/Higher Elevation	Address	Direction	Distance (mi/ft)	Map Key
WEBSTER SCHOOL BUS GARAGE	1000 DOCUMENT DRIVE WEBSTER NY 14580	E	0.23 / 1,195.54	12
	***Site ID	Close Date**: 126466	2003-10-30 00:00:00*		
ROUTE 104 AT HARD ROAD	RT 104 & HARD ROAD WEBSTER NY	SSE	0.28 / 1,498.63	14
	***Site ID	Close Date**: 193658	1997-11-04 00:00:00*		
RGE POLE 56	927 HARD RD WEBSTER NY	SSE	0.42 / 2,228.52	20
	***Site ID	Close Date**: 483597	2013-06-24 00:00:00*		
HARD ROAD MVA	HARD RD @VANINGEN DRIVE WEBSTER NY 14580	SSE	0.44 / 2,349.15	21
	***Site ID	Close Date**: 208527	2003-06-20 00:00:00*		
BEECHWOODS POOL	692 HIGHTOWER WAY WEBSTER NY	WSW	0.50 / 2,621.48	23
	***Site ID	Close Date**: 89491	1993-07-19 00:00:00*		

Lower Elevation	Address	Direction	Distance (mi/ft)	Map Key
HARD ROAD DRAINAGE	818 HARD ROAD WEBSTER NY	E	0.01 / 41.00	2
	***Site ID	Close Date**: 203094	1993-08-23 00:00:00*		
869 INDEPENDENCE DRIVE	869 INDEPENDENCE DRIVE WEBSTER NY 14580	WNW	0.11 / 575.01	7
	***Site ID	Close Date**: 98264	1998-07-29 00:00:00*		
ROCHESTER GAS & ELECTRIC	783 HARD ROAD POLE WEBSTER NY 14580	NE	0.11 / 592.73	8
	***Site ID	Close Date**: 541897	2017-04-24 00:00:00*		
SCHOOL PICTURES	999 PICTURE PARKWAY WEBSTER NY 14580	ENE	0.19 / 1,022.42	9
	***Site ID	Close Date**: 271843	1979-04-20 00:00:00*		
VANBUREN (STEVE) PROPERTY	762 SAFFRON LANE WEBSTER NY 14580	NNE	0.25 / 1,317.28	13
	***Site ID	Close Date**: 101576	2003-10-29 00:00:00*		
837 INDEPENDENCE AVE	837 INDEPENDENCE AVE WEBSTER NY 14580	WNW	0.30 / 1,580.22	15
	***Site ID	Close Date**: 67928	1989-12-20 00:00:00*		
TOWN OF WEBSTER HIGHWAY FACILITY	1005 PICTURE PARKWAY WEBSTER NY 14580	ENE	0.31 / 1,655.14	16
	***Site ID	Close Date**: 407410	2008-12-05 00:00:00*		
TOWN OF WEBSTER HIGHWAY GARAGE	1005 PICTURE PARKWAY HIGHWAY GARAGE WEBSTER NY 14580	ENE	0.31 / 1,655.14	16

Lower Elevation	Address	Direction	Distance (mi/ft)	Map Key
	Site ID* | *Close Date: *415524* | *2010-06-29 00:00:00*			
T OF WEBSTER HIGHWAY DEPT	1005 PICTURE PARKWAY WEBSTER NY	ENE	0.31 / 1,655.14	16
	Site ID* | *Close Date: *211353* | *2005-01-06 00:00:00*			
TOWN OF WEBSTER	1005 PICTURE PARKWAY WEBSTER NY 14580	ENE	0.31 / 1,655.14	16
	Site ID* | *Close Date: *211352* | *2003-09-23 00:00:00*			
WASTE MANAGEMENT	FIVE MILE LINE ROAD WEBSTER NY	WNW	0.33 / 1,737.85	17
	Site ID* | *Close Date: *177660* | *2002-06-24 00:00:00*			
LAWYERS CO-OP	FIVE MILE LINE RD WEBSTER NY 14580	WNW	0.33 / 1,737.85	17
	Site ID* | *Close Date: *191410* | *1978-05-31 00:00:00*			
THOMSON LEGAL PUBLISHING	1 PUBLISHERS PARKWAY WEBSTER NY	W	0.36 / 1,912.79	18
	Site ID* | *Close Date: *198757* | *1996-12-20 00:00:00*			
FIVE MILE LINE (#841) RD	841 FIVE MILE LINE ROAD WEBSTER NY	W	0.36 / 1,926.48	19
	Site ID* | *Close Date: *92598* | *1988-06-01 00:00:00*			
BERGER, SCOTT RESIDENCE	841 FIVE MILE LINE ROAD WEBSTER NY 14580	W	0.36 / 1,926.48	19
	Site ID* | *Close Date: *92597* | *1988-05-31 00:00:00*			
CONSTRUCTION SITE	702 COTTAGE BROOK LANE WEBSTER NY	NE	0.45 / 2,352.64	22
	Site ID* | *Close Date: *522279* | *2016-02-01 00:00:00*			

NY MANIFEST - Hazardous Waste Manifest

A search of the NY MANIFEST database, dated Apr 30, 2017 has found that there are 1 NY MANIFEST site(s) within approximately 0.12 miles of the project property.

Equal/Higher Elevation	Address	Direction	Distance (mi/ft)	Map Key
PLANAR OPTICS	858 HARD RD WEBSTER NY 14580	SE	0.10 / 505.33	5

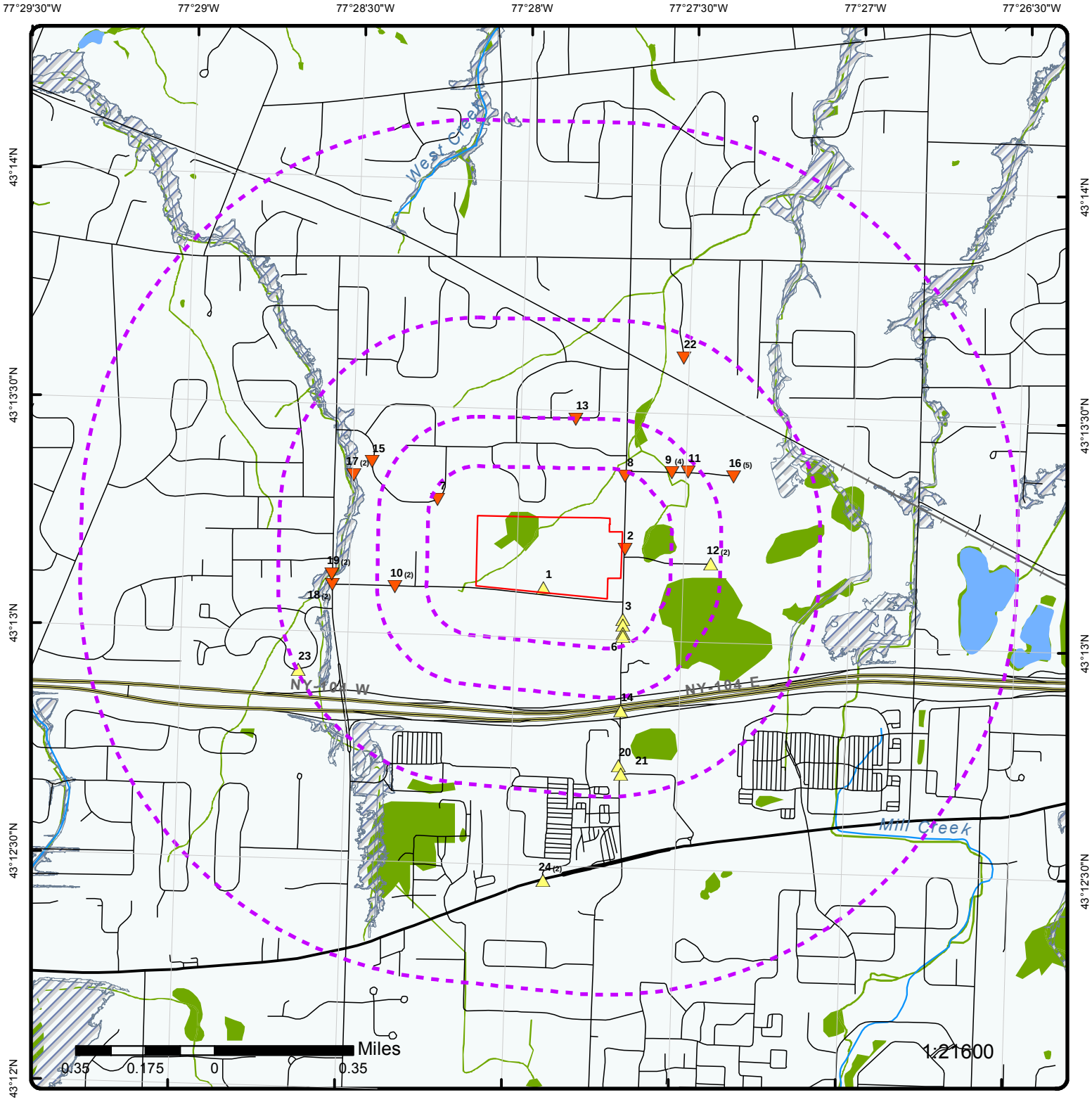

Map : 1 Mile Radius

Order No: 20181212204

Address: 900 Publishers Parkway, Webster, NY, 14580

ERIS
ENVIRONMENTAL RISK INFORMATION SERVICES

Project Property	Rails	State Boundary	FWS Special Designation Areas
Buffer Outline	Major Highways	National Priority List Sites	State Brownfield Sites
Eris Sites with Higher Elevation	Major Highways Ramps	National Wetland	State Brownfield Areas
Eris Sites with Same Elevation	Major Roads	Indian Reserve Land	State Superfund Areas:Dept. of Defense
Eris Sites with Lower Elevation	Major Roads Ramps	Historic Fill	State Superfund Areas:NPL
Eris Sites with Unknown Elevation	Secondary Roads	100 Year Flood Zone	WQARF Areas
County Boundary	Secondary Roads Ramps	500 Year Flood Zone	Federal Lands: Dept. of Defense (owned/administered areas)
	Local Roads and Ramps		

Source: © 2016 ESRI

© ERIS Information Inc.

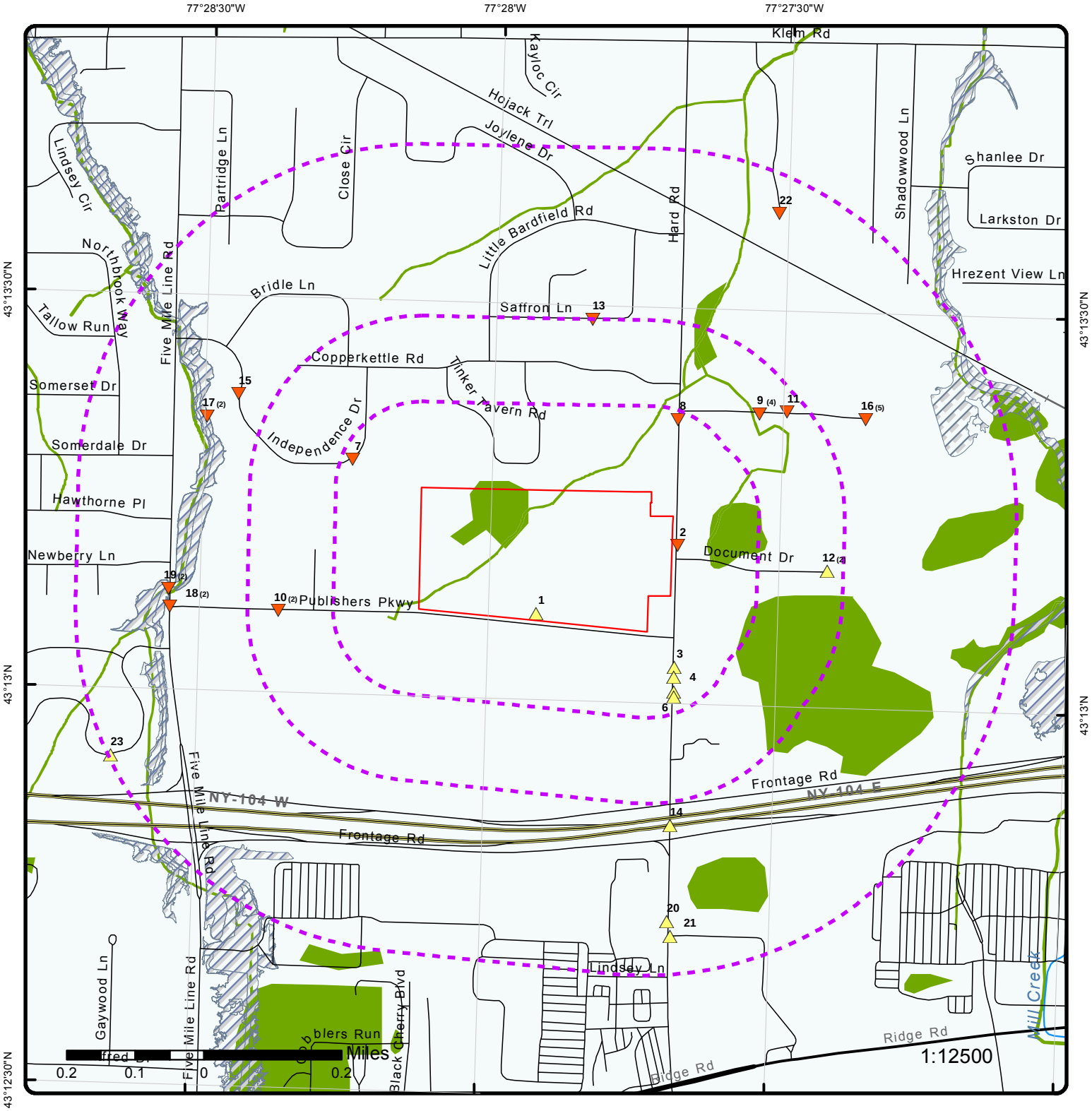

Map : 0.5 Mile Radius

Order No: 20181212204

Address: 900 Publishers Parkway, Webster, NY, 14580

Project Property	Rails	State Boundary	FWS Special Designation Areas
Buffer Outline	Major Highways	National Priority List Sites	State Brownfield Sites
Eris Sites with Higher Elevation	Major Highways Ramps	National Wetland	State Brownfield Areas
Eris Sites with Same Elevation	Major Roads	Indian Reserve Land	State Superfund Areas:Dept. of Defense
Eris Sites with Lower Elevation	Major Roads Ramps	Historic Fill	State Superfund Areas:NPL
Eris Sites with Unknown Elevation	Secondary Roads	100 Year Flood Zone	WQARF Areas
County Boundary	Secondary Roads Ramps	500 Year Flood Zone	Federal Lands: Dept. of Defense (owned/administered areas)
	Local Roads and Ramps		

Source: © 2016 ESRI

© ERIS Information Inc.

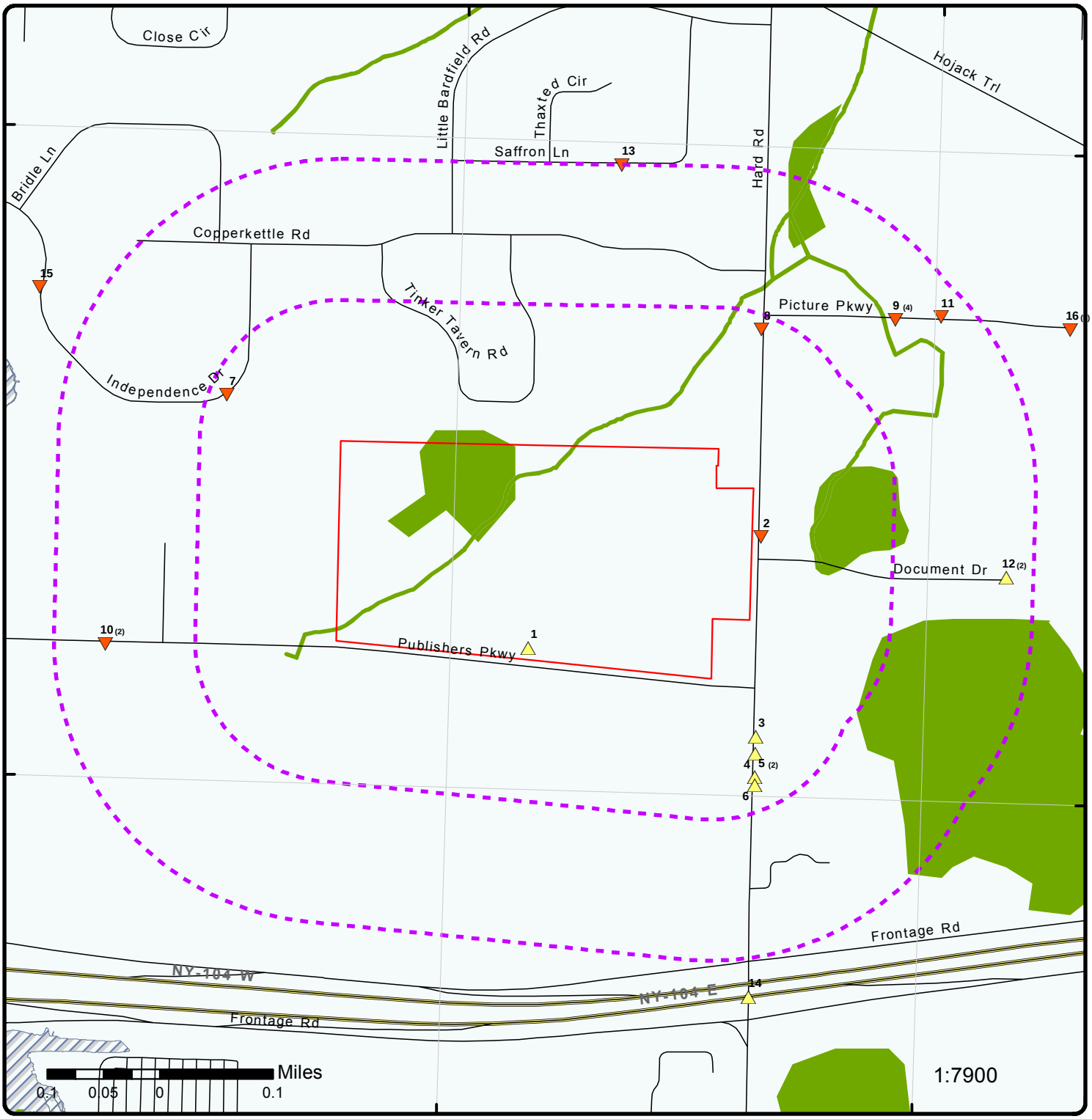

Map : 0.25 Mile Radius

Order No: 20181212204

Address: 900 Publishers Parkway, Webster, NY, 14580

Project Property	Rails	State Boundary	FWS Special Designation Areas
Buffer Outline	Major Highways	National Priority List Sites	State Brownfield Sites
Eris Sites with Higher Elevation	Major Highways Ramps	National Wetland	State Brownfield Areas
Eris Sites with Same Elevation	Major Roads	Indian Reserve Land	State Superfund Areas:Dept. of Defense
Eris Sites with Lower Elevation	Major Roads Ramps	Historic Fill	State Superfund Areas:NPL
Eris Sites with Unknown Elevation	Secondary Roads	100 Year Flood Zone	WQARF Areas
County Boundary	Secondary Roads Ramps	500 Year Flood Zone	Federal Lands: Dept. of Defense (owned/administered areas)
	Local Roads and Ramps		

Source: © 2016 ESRI

© ERIS Information Inc.

77°28'W

Aerial (2015)

Order No: 20181212204

Address: 900 Publishers Parkway, Webster, NY, 14580

Source: ESRI World Imagery

ERIS
ENVIRONMENTAL RISK INFORMATION SERVICES

© ERIS Information Inc.

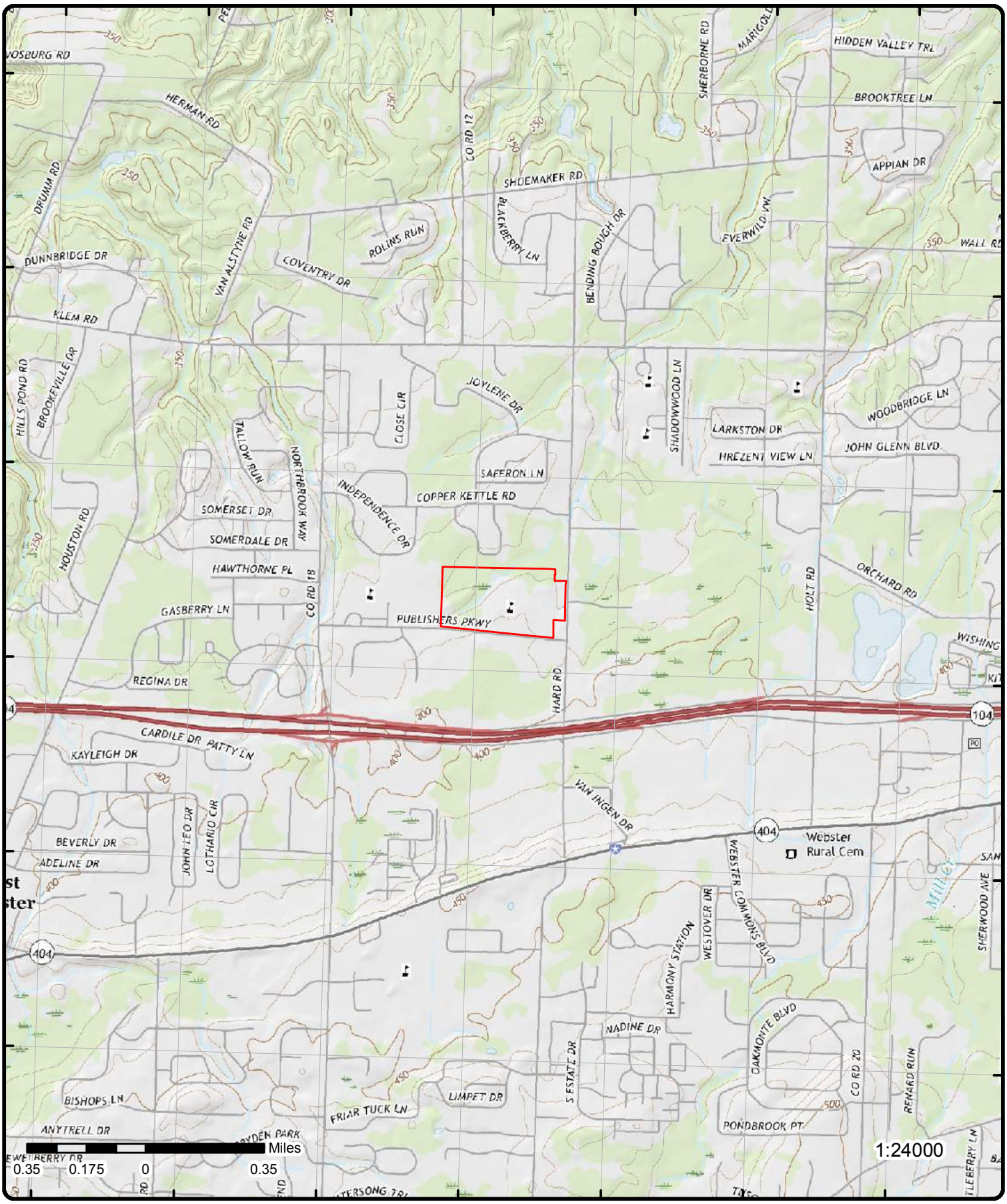

Topographic Map (2016)

Order No: 20181212204

Address: 900 Publishers Parkway, Webster, NY, 14580

Quadrangle(s): Webster, NY

Source: USGS Topographic Map

© ERIS Information Inc.

Detail Report

Map Key	Number of Records	Direction	Distance (mi/ft)	Elev/Diff (ft)	Site	DB
1	1 of 1	-	0.00 / 0.00	391.68 / 5	WILLINK MIDDLE SCHOOL 900 PUBLISHERS PKWY WEBSTER NY 14580	FINDS/FRS

Registry ID:	110019058865
FIPS Code:	
Program Acronyms:	FIS
HUC Code:	04140101
Site Type Name:	STATIONARY
Location Description:	
Supplemental Location:	
Create Date:	19-NOV-2004 14:52:39
Update Date:	29-OCT-2014 13:21:06
Interest Types:	STATE MASTER
SIC Codes:	
SIC Code Descriptions:	
NAICS Codes:	
NAICS Code Descriptions:	
Conveyor:	FRS-GEOCODE
Federal Facility Code:	
Federal Agency Name:	
Tribal Land Code:	
Tribal Land Name:	
Congressional Dist No.:	25
Census Block Code:	360550112052014
EPA Region Code:	02
County Name:	MONROE
US/Mexico Border Ind:	
Latitude:	43.21821
Longitude:	-77.46497
Reference Point:	CENTER OF A FACILITY OR STATION
Coord Collection Method:	ADDRESS MATCHING-HOUSE NUMBER
Accuracy Value:	30
Datum:	NAD83
Source:	
Facility Detail Rprt URL:	http://ofmpub.epa.gov/enviro/fii_query_detail.disp_program_facility?p_registry_id=110019058865

Map Key	Number of Records	Direction	Distance (mi/ft)	Elev/Diff (ft)	Site	DB
2	1 of 1	E	0.01 / 41.00	379.57 / -7	HARD ROAD DRAINAGE 818 HARD ROAD WEBSTER NY	NY SPILLS

Spill No:	9204567	**Spill Date:**	1992-04-01 12:00:00
Site ID:	203094	**Rcvd Date:**	1992-07-20 10:30:00
DER Facility ID:	168922	**CAC Date:**	1993-08-23 00:00:00
CID:		**Insp Date:**	
Program Type:	ER	**Close Date:**	1993-08-23 00:00:00
SWIS Code:	2854	**Create Date:**	1992-07-23 00:00:00
Contribute Factor:	Unknown	**Update Date:**	1993-08-24 00:00:00
Water Body:		**DEC Region:**	8
Source:	Unknown	**Lead DEC:**	VOLLMER
Class:	D5	**Reported by:**	Citizen
Meets Std:	True	**Referred to:**	
Penalty:	False	**County:**	Monroe
REM Phase:	0	**Latitude(s):**	43.221062540
After Hours:	False	**Longitude(s):**	-77.461229620
UST Trust:	False		
Caller Remark:			

DRAINAGE DITCH WHICH RUNS BY HOME HAS HAD A PETROLEUM SHEEN ON IT SINCE SPRING. SOURCE OF SHEEN IS UNKNOWN.

DEC Remark:

Prior to Sept, 2004 data translation this spill Lead_DEC Field was BS 07/20/92: B SHUTTS TO INVESTIGATE. 07/21/92: SITE INSPECTION BY MCHD; SHEEN PRESENT AT #818 & UP STREAM TO STORM SEWER OUTFALL. TRACED SHEEN IN THE STORM SEWER UPSTREAM TO INTERSECTION OF RIDGE RD. CHECKED FIVE VARIOUS BUSINESS (POTENTIAL .... 07/21/92: ...SOURCES) AT THIS INTERSECTION. NO SOURCE FOUND. NO EVIDENCE OF DUMPING FOUND. 07/28/92: SHEEN DISSIPATED. NO FURTHER ACTION AT THIS TIME.

Spiller Information

Spiller Name:		***Spiller Zip:***	
Spiller Company:	UNKNOWN	***Spiller Country:***	999
Spiller Address:		***Contact Name:***	
Spiller City:		***Contact Phone:***	
Spiller State:	NY	***Contact Ext:***	

Material Information

OP Unit ID:	968230	***Med Air:***	False
OU:	01	***Med Ind Air:***	False
Material ID:	412275	***Med GW:***	False
Material Code:	0066A	***Med SW:***	True
Material Name:	unknown petroleum	***Med DW:***	False
CAS No:		***Med Sewer:***	False
Material Family:	Petroleum	***Med Surf:***	False
Quantity:	.00	***Med Subway:***	False
Units:	G	***Med Utility:***	False
Recovered:	.00	***Oxygenate:***	
Med Soil:	False		

3	***1 of 1***	***SE***	***0.06 / 342.84***	***390.34 / 4***	***ROCHESTER GAS & ELECTRIC 850 HARD ROAD POLE WEBSTER NY 14580***	***NY SPILLS***

Spill No:	1611034	***Spill Date:***	2017-03-09 10:15:00
Site ID:	541896	***Rcvd Date:***	2017-03-09 11:23:00
DER Facility ID:	495623	***CAC Date:***	
CID:		***Insp Date:***	
Program Type:	ER	***Close Date:***	2017-03-15 00:00:00
SWIS Code:	2854	***Create Date:***	2017-03-09 11:25:00
Contribute Factor:	Storm	***Update Date:***	2017-03-15 11:07:24.013000000
Water Body:		***DEC Region:***	8
Source:	Transformer	***Lead DEC:***	GPYOUNG
Class:	E6	***Reported by:***	Other
Meets Std:	False	***Referred to:***	
Penalty:	False	***County:***	Monroe
REM Phase:	0	***Latitude(s):***	
After Hours:	False	***Longitude(s):***	
UST Trust:	False		
Caller Remark:			

ROADWAY ONLY, CLEANUP PENDING.

DEC Remark:

03/09/2017: GY TELECON WITH STEVE MULLIN, NO FURTHER DETAILS AVAILABLE AT THIS TIME, GY TO FOLLOWUP WITH MULLIN. KBH ENVIRONMENTAL IS RESPONDING. 3/14/17: EMAIL RECEIVED FROM JEFF SNOVER OF RG&E INDICATING THAT FIELD INSPECTION REVEALED NO SPILL. 3/15/17: BASED ON THE PROVIDED INFORMATION, NO FURTHER ACTION REQUIRED, SPILL CLOSED.

Spiller Information

Spiller Name:	STEVE MULLIN	***Spiller Zip:***	14580

Spiller Company:	ROCHESTER GAS & ELECTRIC	**Spiller Country:**	999
Spiller Address:	850 HARD ROAD	**Contact Name:**	STEVE MULLIN
Spiller City:	WEBSTER	**Contact Phone:**	(585) 315-0079
Spiller State:	NY	**Contact Ext:**	

Material Information

OP Unit ID:	1290439	**Med Air:**	False
OU:	01	**Med Ind Air:**	False
Material ID:	2296293	**Med GW:**	False
Material Code:	0020A	**Med SW:**	False
Material Name:	transformer oil	**Med DW:**	False
CAS No:		**Med Sewer:**	False
Material Family:	Petroleum	**Med Surf:**	False
Quantity:		**Med Subway:**	False
Units:		**Med Utility:**	False
Recovered:		**Oxygenate:**	
Med Soil:	False		

4	1 of 1	SE	0.08 / 406.14	390.51 / 4	STAR MARKET 854 HARD ROAD WEBSTER NY	NY SPILLS

Spill No:	8200716	**Spill Date:**	1982-07-22 10:30:00
Site ID:	75321	**Rcvd Date:**	1982-07-22 10:30:00
DER Facility ID:	70512	**CAC Date:**	1982-07-30 00:00:00
CID:		**Insp Date:**	
Program Type:	ER	**Close Date:**	1998-08-26 00:00:00
SWIS Code:	2854	**Create Date:**	
Contribute Factor:	Equipment Failure	**Update Date:**	2004-02-03 00:00:00
Water Body:	SMALL STREAM	**DEC Region:**	8
Source:	Commercial/Industrial	**Lead DEC:**	PCLINDEN
Class:	C4	**Reported by:**	Other
Meets Std:	True	**Referred to:**	
Penalty:	False	**County:**	Monroe
REM Phase:	0	**Latitude(s):**	43.217317110
After Hours:	False	**Longitude(s):**	-77.461214310
UST Trust:	False		
Caller Remark:			

DEC Remark:

Prior to Sept, 2004 data translation this spill Lead_DEC Field was PL 07/13/98 CAUSE OF SPILL REPORTED AS LEAKY HYDRAULIC EQUIPMENT ON TRASH COMPACTOR. 07/13/98 TWO DIFFERENT DATES AND TIMES REPORTED FOR WHEN REGION WAS NOTIFIED OF SPILL, ALSO NO SPILL DATE GIVEN ON ACCIDENT FACT SHEET. USED DATE AND TIME LISTED WHEN REGION WAS NOTIFIED OF SPILL ON ACCIDENT FACT SHEET. 07/14/98 ACTION TAKEN WAS FOR SPILLER TO CLEAN UP WITH ABSORBENTS THEN TO CONTACT DOT FOR INSPECTION. NO FURTHER ACTION NEEDED. 02/04/04 PAPER FILE REMOVED PER FILE RETENTION POLICY.

Spiller Information

Spiller Name:		**Spiller Zip:**	
Spiller Company:	STAR MARKET	**Spiller Country:**	001
Spiller Address:	854 HARD ROAD	**Contact Name:**	
Spiller City:	WEBSTER	**Contact Phone:**	
Spiller State:	NY	**Contact Ext:**	

Material Information

OP Unit ID:	893064	**Med Air:**	False
OU:	01	**Med Ind Air:**	False
Material ID:	484293	**Med GW:**	False
Material Code:	0010	**Med SW:**	True
Material Name:	hydraulic oil	**Med DW:**	False
CAS No:		**Med Sewer:**	False

Material Family:	Petroleum	**Med Surf:**	False
Quantity:	50.00	**Med Subway:**	False
Units:	G	**Med Utility:**	False
Recovered:	.00	**Oxygenate:**	
Med Soil:	False		

Map Key	Number of Records	Direction	Distance (mi/ft)	Elev/Diff (ft)	Site	DB
5	1 of 2	SE	0.10 / 505.33	391.39 / 5	PLANAR OPTICS 858 HARD RD WEBSTER NY 14580	NY MANIFEST

RCRA ID:	NYD987020096	**Mailing Street 2:**	
Handler Name:	PLANAR OPTICS	**Mailing City:**	WEBSTER
Contact Name:	HORST KOCH	**Mailing State:**	NY
Location State:	NY	**Mailing Zip:**	14580
Location Zip Ext:		**Mailing Zip Extension:**	
Location Country:	USA	**Mailing Country:**	USA
Location County:	MONROE	**Business Phone No:**	7166710100
Mailing Street 1:	858 HARD RD		

Manifest Data 1992

Manifest No:	NJA1450941
Sequence No:	01
Generator RCRA ID No:	NYD987020096
Generator Shipped Date:	11/17/1992
TSDF RCRA ID No:	NJD002182897
TSDF Received Date:	11/20/1992
Transporter 1 RCRA ID No:	ILD051060408
Transporter 1 State ID:	NYGJ5250
Transporter 1 Received Date:	11/17/1992
Transporter 2 RCRA ID No:	ILD051060408
Transporter 2 State ID:	NJDEPS869
Transporter 2 Received Date:	11/20/1992
Number of Containers 1:	003
Type of Container 1:	DM-Metal drums, barrels, kegs
Quantity of Waste 1:	01335
Units of Quantity 1:	P-Pounds
Specific Gravity 1:	01.00
Handling Method 1:	B-Incineration, heat recovery, burning
Waste Code 1 1:	F005
Waste Code 2 1:	
Waste Code 3 1:	
Waste Code 4 1:	
Waste Code 5 1:	
Number of Containers 2:	
Type of Container 2:	
Quantity of Waste 2:	
Units of Quantity 2:	
Specific Gravity 2:	
Handling Method 2:	
Waste Code 1 2:	
Waste Code 2 2:	
Waste Code 3 2:	
Waste Code 4 2:	
Waste Code 5 2:	
Number of Containers 3:	
Type of Container 3:	
Quantity of Waste 3:	
Units of Quantity 3:	
Specific Gravity 3:	
Handling Method 3:	
Waste Code 1 3:	
Waste Code 2 3:	
Waste Code 3 3:	
Waste Code 4 3:	
Waste Code 5 3:	
Number of Containers 4:	

Type of Container 4:
Quantity of Waste 4:
Units of Quantity 4:
Specific Gravity 4:
Handling Method 4:
Waste Code 1 4:
Waste Code 2 4:
Waste Code 3 4:
Waste Code 4 4:
Waste Code 5 4:

Manifest Data 1992

Manifest No:	NJA1616356
Sequence No:	01
Generator RCRA ID No:	NYD987020096
Generator Shipped Date:	12/21/1992
TSDF RCRA ID No:	NJD002182897
TSDF Received Date:	12/28/1992
Transporter 1 RCRA ID No:	ILD051060408
Transporter 1 State ID:	NJDEPS869
Transporter 1 Received Date:	12/21/1992
Transporter 2 RCRA ID No:	
Transporter 2 State ID:	
Transporter 2 Received Date:	
Number of Containers 1:	003
Type of Container 1:	DM-Metal drums, barrels, kegs
Quantity of Waste 1:	01335
Units of Quantity 1:	P-Pounds
Specific Gravity 1:	01.00
Handling Method 1:	B-Incineration, heat recovery, burning
Waste Code 1 1:	F005
Waste Code 2 1:	
Waste Code 3 1:	
Waste Code 4 1:	
Waste Code 5 1:	
Number of Containers 2:	
Type of Container 2:	
Quantity of Waste 2:	
Units of Quantity 2:	
Specific Gravity 2:	
Handling Method 2:	
Waste Code 1 2:	
Waste Code 2 2:	
Waste Code 3 2:	
Waste Code 4 2:	
Waste Code 5 2:	
Number of Containers 3:	
Type of Container 3:	
Quantity of Waste 3:	
Units of Quantity 3:	
Specific Gravity 3:	
Handling Method 3:	
Waste Code 1 3:	
Waste Code 2 3:	
Waste Code 3 3:	
Waste Code 4 3:	
Waste Code 5 3:	
Number of Containers 4:	
Type of Container 4:	
Quantity of Waste 4:	
Units of Quantity 4:	
Specific Gravity 4:	
Handling Method 4:	
Waste Code 1 4:	
Waste Code 2 4:	
Waste Code 3 4:	
Waste Code 4 4:	

Waste Code 5 4:

Manifest Data 1993

Manifest No: NJA1641419
Sequence No: 01
Generator RCRA ID No: NYD987020096
Generator Shipped Date: 08/17/1993
TSDF RCRA ID No: NJD002182897
TSDF Received Date: 08/20/1993
Transporter 1 RCRA ID No: ILD984908202
Transporter 1 State ID: NYGJ5250
Transporter 1 Received Date: 08/17/1993
Transporter 2 RCRA ID No: ILD984908202
Transporter 2 State ID: NJDEPS869
Transporter 2 Received Date: 08/20/1993
Number of Containers 1: 001
Type of Container 1: DM-Metal drums, barrels, kegs
Quantity of Waste 1: 00445
Units of Quantity 1: P-Pounds
Specific Gravity 1: 01.00
Handling Method 1: B-Incineration, heat recovery, burning
Waste Code 1 1: F005
Waste Code 2 1:
Waste Code 3 1:
Waste Code 4 1:
Waste Code 5 1:
Number of Containers 2:
Type of Container 2:
Quantity of Waste 2:
Units of Quantity 2:
Specific Gravity 2:
Handling Method 2:
Waste Code 1 2:
Waste Code 2 2:
Waste Code 3 2:
Waste Code 4 2:
Waste Code 5 2:
Number of Containers 3:
Type of Container 3:
Quantity of Waste 3:
Units of Quantity 3:
Specific Gravity 3:
Handling Method 3:
Waste Code 1 3:
Waste Code 2 3:
Waste Code 3 3:
Waste Code 4 3:
Waste Code 5 3:
Number of Containers 4:
Type of Container 4:
Quantity of Waste 4:
Units of Quantity 4:
Specific Gravity 4:
Handling Method 4:
Waste Code 1 4:
Waste Code 2 4:
Waste Code 3 4:
Waste Code 4 4:
Waste Code 5 4:

Manifest Data 1994

Manifest No: NJA1847547
Sequence No: 01
Generator RCRA ID No: NYD987020096
Generator Shipped Date: 06/13/1994

TSDF RCRA ID No:	NJD002182897
TSDF Received Date:	06/17/1994
Transporter 1 RCRA ID No:	ILD984908202
Transporter 1 State ID:	NYGJ5250
Transporter 1 Received Date:	06/13/1994
Transporter 2 RCRA ID No:	ILD984908202
Transporter 2 State ID:	08690
Transporter 2 Received Date:	06/16/1994
Number of Containers 1:	002
Type of Container 1:	DM-Metal drums, barrels, kegs
Quantity of Waste 1:	00890
Units of Quantity 1:	P-Pounds
Specific Gravity 1:	01.00
Handling Method 1:	B-Incineration, heat recovery, burning
Waste Code 1 1:	F005
Waste Code 2 1:	
Waste Code 3 1:	
Waste Code 4 1:	
Waste Code 5 1:	
Number of Containers 2:	
Type of Container 2:	
Quantity of Waste 2:	
Units of Quantity 2:	
Specific Gravity 2:	
Handling Method 2:	
Waste Code 1 2:	
Waste Code 2 2:	
Waste Code 3 2:	
Waste Code 4 2:	
Waste Code 5 2:	
Number of Containers 3:	
Type of Container 3:	
Quantity of Waste 3:	
Units of Quantity 3:	
Specific Gravity 3:	
Handling Method 3:	
Waste Code 1 3:	
Waste Code 2 3:	
Waste Code 3 3:	
Waste Code 4 3:	
Waste Code 5 3:	
Number of Containers 4:	
Type of Container 4:	
Quantity of Waste 4:	
Units of Quantity 4:	
Specific Gravity 4:	
Handling Method 4:	
Waste Code 1 4:	
Waste Code 2 4:	
Waste Code 3 4:	
Waste Code 4 4:	
Waste Code 5 4:	

Manifest Data 1995

Manifest No:	NJA2143811
Sequence No:	01
Generator RCRA ID No:	NYD987020096
Generator Shipped Date:	07/26/1995
TSDF RCRA ID No:	NJD002182897
TSDF Received Date:	08/03/1995
Transporter 1 RCRA ID No:	ILD984908202
Transporter 1 State ID:	08690
Transporter 1 Received Date:	07/26/1995
Transporter 2 RCRA ID No:	
Transporter 2 State ID:	
Transporter 2 Received Date:	
Number of Containers 1:	002

Type of Container 1:	DM-Metal drums, barrels, kegs
Quantity of Waste 1:	00890
Units of Quantity 1:	P-Pounds
Specific Gravity 1:	01.00
Handling Method 1:	B-Incineration, heat recovery, burning
Waste Code 1 1:	F005
Waste Code 2 1:	
Waste Code 3 1:	
Waste Code 4 1:	
Waste Code 5 1:	
Number of Containers 2:	
Type of Container 2:	
Quantity of Waste 2:	
Units of Quantity 2:	
Specific Gravity 2:	
Handling Method 2:	
Waste Code 1 2:	
Waste Code 2 2:	
Waste Code 3 2:	
Waste Code 4 2:	
Waste Code 5 2:	
Number of Containers 3:	
Type of Container 3:	
Quantity of Waste 3:	
Units of Quantity 3:	
Specific Gravity 3:	
Handling Method 3:	
Waste Code 1 3:	
Waste Code 2 3:	
Waste Code 3 3:	
Waste Code 4 3:	
Waste Code 5 3:	
Number of Containers 4:	
Type of Container 4:	
Quantity of Waste 4:	
Units of Quantity 4:	
Specific Gravity 4:	
Handling Method 4:	
Waste Code 1 4:	
Waste Code 2 4:	
Waste Code 3 4:	
Waste Code 4 4:	
Waste Code 5 4:	

Manifest Data 1996

Manifest No:	NJA2548820
Sequence No:	01
Generator RCRA ID No:	NYD987020096
Generator Shipped Date:	07/19/1996
TSDF RCRA ID No:	NJD002182897
TSDF Received Date:	07/23/1996
Transporter 1 RCRA ID No:	ILD984908202
Transporter 1 State ID:	08690
Transporter 1 Received Date:	07/19/1996
Transporter 2 RCRA ID No:	
Transporter 2 State ID:	
Transporter 2 Received Date:	
Number of Containers 1:	002
Type of Container 1:	DM-Metal drums, barrels, kegs
Quantity of Waste 1:	00894
Units of Quantity 1:	P-Pounds
Specific Gravity 1:	01.00
Handling Method 1:	B-Incineration, heat recovery, burning
Waste Code 1 1:	F005
Waste Code 2 1:	
Waste Code 3 1:	
Waste Code 4 1:	

Waste Code 5 1:
Number of Containers 2:
Type of Container 2:
Quantity of Waste 2:
Units of Quantity 2:
Specific Gravity 2:
Handling Method 2:
Waste Code 1 2:
Waste Code 2 2:
Waste Code 3 2:
Waste Code 4 2:
Waste Code 5 2:
Number of Containers 3:
Type of Container 3:
Quantity of Waste 3:
Units of Quantity 3:
Specific Gravity 3:
Handling Method 3:
Waste Code 1 3:
Waste Code 2 3:
Waste Code 3 3:
Waste Code 4 3:
Waste Code 5 3:
Number of Containers 4:
Type of Container 4:
Quantity of Waste 4:
Units of Quantity 4:
Specific Gravity 4:
Handling Method 4:
Waste Code 1 4:
Waste Code 2 4:
Waste Code 3 4:
Waste Code 4 4:
Waste Code 5 4:

Manifest Data 1997

Manifest No:	NJA2675918
Sequence No:	01
Generator RCRA ID No:	NYD987020096
Generator Shipped Date:	06/23/1997
TSDF RCRA ID No:	NJD002182897
TSDF Received Date:	06/30/1997
Transporter 1 RCRA ID No:	ILD984908202
Transporter 1 State ID:	08690
Transporter 1 Received Date:	06/23/1997
Transporter 2 RCRA ID No:	
Transporter 2 State ID:	
Transporter 2 Received Date:	
Number of Containers 1:	001
Type of Container 1:	DM-Metal drums, barrels, kegs
Quantity of Waste 1:	00447
Units of Quantity 1:	P-Pounds
Specific Gravity 1:	01.00
Handling Method 1:	B-Incineration, heat recovery, burning
Waste Code 1 1:	F005
Waste Code 2 1:	
Waste Code 3 1:	
Waste Code 4 1:	
Waste Code 5 1:	
Number of Containers 2:	
Type of Container 2:	
Quantity of Waste 2:	
Units of Quantity 2:	
Specific Gravity 2:	
Handling Method 2:	
Waste Code 1 2:	
Waste Code 2 2:	

Waste Code 3 2:
Waste Code 4 2:
Waste Code 5 2:
Number of Containers 3:
Type of Container 3:
Quantity of Waste 3:
Units of Quantity 3:
Specific Gravity 3:
Handling Method 3:
Waste Code 1 3:
Waste Code 2 3:
Waste Code 3 3:
Waste Code 4 3:
Waste Code 5 3:
Number of Containers 4:
Type of Container 4:
Quantity of Waste 4:
Units of Quantity 4:
Specific Gravity 4:
Handling Method 4:
Waste Code 1 4:
Waste Code 2 4:
Waste Code 3 4:
Waste Code 4 4:
Waste Code 5 4:

Manifest Data 1998

Manifest No:	NJA2675917
Sequence No:	01
Generator RCRA ID No:	NYD987020096
Generator Shipped Date:	05/05/1998
TSDF RCRA ID No:	NJD002182897
TSDF Received Date:	05/08/1998
Transporter 1 RCRA ID No:	ILD984908202
Transporter 1 State ID:	08690
Transporter 1 Received Date:	05/05/1998
Transporter 2 RCRA ID No:	
Transporter 2 State ID:	
Transporter 2 Received Date:	
Number of Containers 1:	001
Type of Container 1:	DM-Metal drums, barrels, kegs
Quantity of Waste 1:	00446
Units of Quantity 1:	P-Pounds
Specific Gravity 1:	01.00
Handling Method 1:	B-Incineration, heat recovery, burning
Waste Code 1 1:	F005
Waste Code 2 1:	
Waste Code 3 1:	
Waste Code 4 1:	
Waste Code 5 1:	
Number of Containers 2:	
Type of Container 2:	
Quantity of Waste 2:	
Units of Quantity 2:	
Specific Gravity 2:	
Handling Method 2:	
Waste Code 1 2:	
Waste Code 2 2:	
Waste Code 3 2:	
Waste Code 4 2:	
Waste Code 5 2:	
Number of Containers 3:	
Type of Container 3:	
Quantity of Waste 3:	
Units of Quantity 3:	
Specific Gravity 3:	
Handling Method 3:	

Waste Code 1 3:
Waste Code 2 3:
Waste Code 3 3:
Waste Code 4 3:
Waste Code 5 3:
Number of Containers 4:
Type of Container 4:
Quantity of Waste 4:
Units of Quantity 4:
Specific Gravity 4:
Handling Method 4:
Waste Code 1 4:
Waste Code 2 4:
Waste Code 3 4:
Waste Code 4 4:
Waste Code 5 4:

Manifest Data 1999

Manifest No:	NJA3012113
Sequence No:	01
Generator RCRA ID No:	NYD987020096
Generator Shipped Date:	06/04/1999
TSDF RCRA ID No:	NJD002182897
TSDF Received Date:	06/21/1999
Transporter 1 RCRA ID No:	ILD984908202
Transporter 1 State ID:	08690
Transporter 1 Received Date:	06/04/1999
Transporter 2 RCRA ID No:	SCD987574647
Transporter 2 State ID:	H10364
Transporter 2 Received Date:	06/11/1999
Number of Containers 1:	001
Type of Container 1:	DM-Metal drums, barrels, kegs
Quantity of Waste 1:	00400
Units of Quantity 1:	P-Pounds
Specific Gravity 1:	01.00
Handling Method 1:	B-Incineration, heat recovery, burning
Waste Code 1 1:	F005
Waste Code 2 1:	
Waste Code 3 1:	
Waste Code 4 1:	
Waste Code 5 1:	
Number of Containers 2:	
Type of Container 2:	
Quantity of Waste 2:	
Units of Quantity 2:	
Specific Gravity 2:	
Handling Method 2:	
Waste Code 1 2:	
Waste Code 2 2:	
Waste Code 3 2:	
Waste Code 4 2:	
Waste Code 5 2:	
Number of Containers 3:	
Type of Container 3:	
Quantity of Waste 3:	
Units of Quantity 3:	
Specific Gravity 3:	
Handling Method 3:	
Waste Code 1 3:	
Waste Code 2 3:	
Waste Code 3 3:	
Waste Code 4 3:	
Waste Code 5 3:	
Number of Containers 4:	
Type of Container 4:	
Quantity of Waste 4:	
Units of Quantity 4:	

Specific Gravity 4:
Handling Method 4:
Waste Code 1 4:
Waste Code 2 4:
Waste Code 3 4:
Waste Code 4 4:
Waste Code 5 4:

Manifest Data 2000

Manifest No:	NYC5735261
Sequence No:	01
Generator RCRA ID No:	NYD987020096
Generator Shipped Date:	12/01/2000
TSDF RCRA ID No:	KYD053348108
TSDF Received Date:	12/20/2000
Transporter 1 RCRA ID No:	SCR000075150
Transporter 1 State ID:	NYEP7021
Transporter 1 Received Date:	12/01/2000
Transporter 2 RCRA ID No:	
Transporter 2 State ID:	
Transporter 2 Received Date:	
Number of Containers 1:	002
Type of Container 1:	DM-Metal drums, barrels, kegs
Quantity of Waste 1:	00890
Units of Quantity 1:	P-Pounds
Specific Gravity 1:	01.00
Handling Method 1:	B-Incineration, heat recovery, burning
Waste Code 1 1:	F005
Waste Code 2 1:	
Waste Code 3 1:	
Waste Code 4 1:	
Waste Code 5 1:	
Number of Containers 2:	
Type of Container 2:	
Quantity of Waste 2:	
Units of Quantity 2:	
Specific Gravity 2:	
Handling Method 2:	
Waste Code 1 2:	
Waste Code 2 2:	
Waste Code 3 2:	
Waste Code 4 2:	
Waste Code 5 2:	
Number of Containers 3:	
Type of Container 3:	
Quantity of Waste 3:	
Units of Quantity 3:	
Specific Gravity 3:	
Handling Method 3:	
Waste Code 1 3:	
Waste Code 2 3:	
Waste Code 3 3:	
Waste Code 4 3:	
Waste Code 5 3:	
Number of Containers 4:	
Type of Container 4:	
Quantity of Waste 4:	
Units of Quantity 4:	
Specific Gravity 4:	
Handling Method 4:	
Waste Code 1 4:	
Waste Code 2 4:	
Waste Code 3 4:	
Waste Code 4 4:	
Waste Code 5 4:	

Manifest Data 2002

Manifest No:	NYC6702096
Sequence No:	01
Generator RCRA ID No:	NYD987020096
Generator Shipped Date:	04/03/2002
TSDF RCRA ID No:	KYD053348108
TSDF Received Date:	04/10/2002
Transporter 1 RCRA ID No:	SCR000075150
Transporter 1 State ID:	NY24618AP
Transporter 1 Received Date:	04/03/2002
Transporter 2 RCRA ID No:	MOD095038998
Transporter 2 State ID:	
Transporter 2 Received Date:	04/09/2002
Number of Containers 1:	001
Type of Container 1:	DM-Metal drums, barrels, kegs
Quantity of Waste 1:	00400
Units of Quantity 1:	P-Pounds
Specific Gravity 1:	01.00
Handling Method 1:	B-Incineration, heat recovery, burning
Waste Code 1 1:	F005
Waste Code 2 1:	
Waste Code 3 1:	
Waste Code 4 1:	
Waste Code 5 1:	
Number of Containers 2:	
Type of Container 2:	
Quantity of Waste 2:	
Units of Quantity 2:	
Specific Gravity 2:	
Handling Method 2:	
Waste Code 1 2:	
Waste Code 2 2:	
Waste Code 3 2:	
Waste Code 4 2:	
Waste Code 5 2:	
Number of Containers 3:	
Type of Container 3:	
Quantity of Waste 3:	
Units of Quantity 3:	
Specific Gravity 3:	
Handling Method 3:	
Waste Code 1 3:	
Waste Code 2 3:	
Waste Code 3 3:	
Waste Code 4 3:	
Waste Code 5 3:	
Number of Containers 4:	
Type of Container 4:	
Quantity of Waste 4:	
Units of Quantity 4:	
Specific Gravity 4:	
Handling Method 4:	
Waste Code 1 4:	
Waste Code 2 4:	
Waste Code 3 4:	
Waste Code 4 4:	
Waste Code 5 4:	

Manifest Data 2003

Manifest No:	NYC6946885
Sequence No:	01
Generator RCRA ID No:	NYD987020096
Generator Shipped Date:	03/04/2003
TSDF RCRA ID No:	KYD053348108
TSDF Received Date:	03/13/2003

Transporter 1 RCRA ID No:	TXR000050930
Transporter 1 State ID:	NYS442JF
Transporter 1 Received Date:	03/04/2003
Transporter 2 RCRA ID No:	MOP095038998
Transporter 2 State ID:	MO96097
Transporter 2 Received Date:	03/11/2003
Number of Containers 1:	001
Type of Container 1:	DM-Metal drums, barrels, kegs
Quantity of Waste 1:	00396
Units of Quantity 1:	P-Pounds
Specific Gravity 1:	01.00
Handling Method 1:	B-Incineration, heat recovery, burning
Waste Code 1 1:	F005
Waste Code 2 1:	
Waste Code 3 1:	
Waste Code 4 1:	
Waste Code 5 1:	
Number of Containers 2:	
Type of Container 2:	
Quantity of Waste 2:	
Units of Quantity 2:	
Specific Gravity 2:	
Handling Method 2:	
Waste Code 1 2:	
Waste Code 2 2:	
Waste Code 3 2:	
Waste Code 4 2:	
Waste Code 5 2:	
Number of Containers 3:	
Type of Container 3:	
Quantity of Waste 3:	
Units of Quantity 3:	
Specific Gravity 3:	
Handling Method 3:	
Waste Code 1 3:	
Waste Code 2 3:	
Waste Code 3 3:	
Waste Code 4 3:	
Waste Code 5 3:	
Number of Containers 4:	
Type of Container 4:	
Quantity of Waste 4:	
Units of Quantity 4:	
Specific Gravity 4:	
Handling Method 4:	
Waste Code 1 4:	
Waste Code 2 4:	
Waste Code 3 4:	
Waste Code 4 4:	
Waste Code 5 4:	

Manifest Data 2004

Manifest No:	NYC7246732
Sequence No:	01
Generator RCRA ID No:	NYD987020096
Generator Shipped Date:	08/12/2004
TSDF RCRA ID No:	KYD053348108
TSDF Received Date:	08/13/2004
Transporter 1 RCRA ID No:	TXR000050930
Transporter 1 State ID:	NY91672JN
Transporter 1 Received Date:	08/12/2004
Transporter 2 RCRA ID No:	
Transporter 2 State ID:	
Transporter 2 Received Date:	
Number of Containers 1:	001
Type of Container 1:	DM-Metal drums, barrels, kegs
Quantity of Waste 1:	00370

Units of Quantity 1:	P-Pounds
Specific Gravity 1:	01.00
Handling Method 1:	B-Incineration, heat recovery, burning
Waste Code 1 1:	F005
Waste Code 2 1:	
Waste Code 3 1:	
Waste Code 4 1:	
Waste Code 5 1:	
Number of Containers 2:	
Type of Container 2:	
Quantity of Waste 2:	
Units of Quantity 2:	
Specific Gravity 2:	
Handling Method 2:	
Waste Code 1 2:	
Waste Code 2 2:	
Waste Code 3 2:	
Waste Code 4 2:	
Waste Code 5 2:	
Number of Containers 3:	
Type of Container 3:	
Quantity of Waste 3:	
Units of Quantity 3:	
Specific Gravity 3:	
Handling Method 3:	
Waste Code 1 3:	
Waste Code 2 3:	
Waste Code 3 3:	
Waste Code 4 3:	
Waste Code 5 3:	
Number of Containers 4:	
Type of Container 4:	
Quantity of Waste 4:	
Units of Quantity 4:	
Specific Gravity 4:	
Handling Method 4:	
Waste Code 1 4:	
Waste Code 2 4:	
Waste Code 3 4:	
Waste Code 4 4:	
Waste Code 5 4:	

5	***2 of 2***	***SE***	***0.10 / 505.33***	***391.39 / 5***	***PLANAR OPTICS INC*** ***858 HARD RD*** ***WEBSTER NY 14580***	***RCRA CESQG***

EPA Handler ID:	NYD987020096
Gen Status Universe:	Conditionally Exempt Small Quantity Generator
Contact Name:	HORST KOCH
Contact Address:	858, HARD RD, , WEBSTER, NY, 14580, US
Contact Phone No and Ext:	716-671-0100
Contact Email:	
Contact Country:	US
County Name:	MONROE
EPA Region:	02
Land Type:	
Receive Date:	20070101

Violation/Evaluation Summary

Note: NO VIOLATIONS: All of the compliance records associated with this facility (EPA ID) indicate NO VIOLATIONS; Compliance Monitoring and Enforcement table dated Aug, 2018.

Evaluation Details

Evaluation Start Date: 19970815

Evaluation Type Description: COMPLIANCE EVALUATION INSPECTION ON-SITE
Violation Short Description:
Return to Compliance Date:
Evaluation Agency: E

Evaluation Start Date: 19970815
Evaluation Type Description: COMPLIANCE EVALUATION INSPECTION ON-SITE
Violation Short Description:
Return to Compliance Date:
Evaluation Agency: S

Handler Summary

Importer Activity: No
Mixed Waste Generator: No
Transporter Activity: No
Transfer Facility: No
Onsite Burner Exemption: No
Furnace Exemption: No
Underground Injection Activity: No
Commercial TSD: No
Used Oil Transporter: No
Used Oil Transfer Facility: No
Used Oil Processor: No
Used Oil Refiner: No
Used Oil Burner: No
Used Oil Market Burner: No
Used Oil Spec Marketer: No

Hazardous Waste Handler Details

Sequence No: 2
Receive Date: 20070101
Handler Name: PLANAR OPTICS INC
Generator Status Universe: Conditionally Exempt Small Quantity Generator
Source Type: I

Hazardous Waste Handler Details

Sequence No: 1
Receive Date: 20060101
Handler Name: PLANAR OPTICS INC
Generator Status Universe: Conditionally Exempt Small Quantity Generator
Source Type: I

Hazardous Waste Handler Details

Sequence No: 1
Receive Date: 19921102
Handler Name: PLANAR OPTICS INC
Generator Status Universe: Conditionally Exempt Small Quantity Generator
Source Type: N

Waste Code Details

Hazardous Waste Code: D001
Waste Code Description: IGNITABLE WASTE

Hazardous Waste Code: D035
Waste Code Description: METHYL ETHYL KETONE

Hazardous Waste Code: F005
Waste Code Description: THE FOLLOWING SPENT NONHALOGENATED SOLVENTS: TOLUENE, METHYL ETHYL KETONE, CARBON

Map Key	Number of Records	Direction	Distance (mi/ft)	Elev/Diff (ft)	Site	DB
		DISULFIDE, ISOBUTANOL, PYRIDINE, BENZENE, 2-ETHOXYETHANOL, AND 2-NITROPROPANE; ALL SPENT SOLVENT MIXTURES/BLENDS CONTAINING, BEFORE USE, A TOTAL OF TEN PERCENT OR MORE (BY VOLUME) OF ONE OR MORE OF THE ABOVE NONHALOGENATED SOLVENTS OR THOSE SOLVENTS LISTED IN F001, F002, OR F004; AND STILL BOTTOMS FROM THE RECOVERY OF THESE SPENT SOLVENTS AND SPENT SOLVENT MIXTURES.				
6	***1 of 1***	***SE***	***0.10 / 538.14***	***391.39 / 5***	***CONTINUING DEVELOPMENTAL SERVICES 860 HARD ROAD WEBSTER NY 14580***	***UST***

Site ID:	414288	***Expiry:***	2019/05/26
Site Status:	Active	***County:***	Monroe
Program No:	8-601400	***UTM X:***	300419.70832
Program Type Code:	PBS	***UTM Y:***	4787819.12200
Program Type Desc:	Petroleum Bulk Storage Program		
Site Type:	Other		

Tank Information

Tank ID:	228627	***Prog No:***	8-601400
Tank No:	001	***Test Method:***	NN
Tank Status:	1	***Registered:***	True
Tank Status Desc:	In Service	***Red Tag Start Date:***	
Tank Model:		***Red Tag End Date:***	
Tank Type:	06	***UDC Ind:***	1
Tank Type Desc:	Fiberglass Reinforced Plastic (FRP)	***Tank Last Test:***	
Capacity (Gal):	12000	***Tank Next Test Due:***	
Pipe Model:		***Line Last Test Due:***	
Install Date:	2009-05-01 00:00:00	***Next Line Test Due:***	
Close Date:		***Line Test Method:***	
Modified by:	MAPERSSO	***Class A Operator:***	BRANDI ADDLEY
Last Modified:	2017-04-14 14:30:47.863000000	***Class B Operator:***	CARLOS MORALES
Tank Out of Service Date:			
Subpart:	2		
Subpart Desc:	Subpart 2 contains requirements for USTs (underground storage tanks) subject to EPA UST regulations and DEC requirements.		
Category:	2		
Category Desc:	Category 2 means a tank which was installed from December 27, 1986 through October 11, 2015		
Tank Location:	5		
Tank Location Desc:	Underground		
Tank Owner Name:	MARK CURLETTA		
Tank Owner Address:	860 HARD ROAD WEBSTER, NY. 14580		
Date Tested:			
Next Test:			

Material Information

Material Code:	0009
Material Name:	gasoline
Percent:	100.00

Equipment Information

Equipment:	B04
Code Name:	Fiberglass
Type:	Tank External Protection
Equipment:	A03
Code Name:	Fiberglass Liner (FRP)
Type:	Tank Internal Protection
Equipment:	J01
Code Name:	Pressurized Dispenser
Type:	Dispenser

Equipment: I02
Code Name: High Level Alarm
Type: Overfill

Equipment: I03
Code Name: Automatic Shut-Off
Type: Overfill

Equipment: L02
Code Name: Interstitial - Manual Monitoring
Type: Piping Leak Detection

Equipment: H01
Code Name: Interstitial - Electronic Monitoring
Type: Tank Leak Detection

Equipment: E04
Code Name: Double walled UG
Type: Piping Secondary Containment

Equipment: G04
Code Name: Double-Walled (Underground)
Type: Tank Secondary Containment

Equipment: C02
Code Name: Underground/On-ground
Type: Pipe Location

Equipment: H05
Code Name: In-Tank System (ATG)
Type: Tank Leak Detection

Equipment: K01
Code Name: Catch Basin
Type: Spill Prevention

Equipment: F05
Code Name: Jacketed
Type: Pipe External Protection

Equipment: D11
Code Name: Flexible Piping
Type: Pipe Type

Equipment: L07
Code Name: Pressurized Piping Leak Detector
Type: Piping Leak Detection

Affiliation Information

Affiliation Type: 11
Affiliation Name: Emergency Contact
Affiliation Sub Type: NNN
Company: CONTINUOUS DEVELOPMENTAL SERVICES
Contact Title:
Contact Name: MIKE SOFIA
Address1:
Address2:
City:
State: NN
Zipcode:
Country Code: 999
Phone: (585) 797-8655
Phone Ext:
Email:
Fax:
Modified By: tfgrasek

Last Modified: 2010-05-20 10:01:35.360000000

Affiliation Information

Affiliation Type: 01
Affiliation Name: Facility Owner
Affiliation Sub Type: E
Company: CDS MONARCH INC
Contact Title: VICE PRESIDENT/CEO
Contact Name: MARK CURLETTA
Address1: 860 HARD ROAD
Address2:
City: WEBSTER
State: NY
Zipcode: 14580
Country Code: 001
Phone: (585) 341-4600
Phone Ext:
Email:
Fax:
Modified By: MAPERSSO
Last Modified: 2014-05-22 15:23:48.807000000

Affiliation Information

Affiliation Type: 07
Affiliation Name: Mail Contact
Affiliation Sub Type: NNN
Company: CONTINUING DEVELOPMENTAL SERVICES
Contact Title:
Contact Name: MARK CURLETTA
Address1: 860 HARD ROAD
Address2:
City: WEBSTER
State: NY
Zipcode: 14580
Country Code: 001
Phone: (585) 347-1209
Phone Ext:
Email: TASHA.MERCADO@CDSMONARCH.ORG
Fax:
Modified By: MJGRIFFI
Last Modified: 2018-05-25 12:12:52.560000000

Affiliation Information

Affiliation Type: 04
Affiliation Name: Facility Operator
Affiliation Sub Type: NNN
Company: CONTINUING DEVELOPMENTAL SERVICES
Contact Title:
Contact Name: TASHA MERCADO
Address1:
Address2:
City:
State: NN
Zipcode:
Country Code: 001
Phone: (585) 347-1267
Phone Ext:
Email:
Fax:
Modified By: MJGRIFFI
Last Modified: 2018-05-25 12:12:04.487000000

Map Key	Number of Records	Direction	Distance (mi/ft)	Elev/Diff (ft)	Site	DB
7	1 of 1	WNW	0.11 / 575.01	384.31 / -2	869 INDEPENDENCE DRIVE 869 INDEPENDENCE DRIVE WEBSTER NY 14580	NY SPILLS

Spill No:	9402678	**Spill Date:**	1994-05-23 16:00:00
Site ID:	98264	**Rcvd Date:**	1994-05-23 16:12:00
DER Facility ID:	87454	**CAC Date:**	
CID:		**Insp Date:**	
Program Type:	ER	**Close Date:**	1998-07-29 00:00:00
SWIS Code:	2854	**Create Date:**	1994-05-26 00:00:00
Contribute Factor:	Unknown	**Update Date:**	2006-03-01 10:35:59.467000000
Water Body:		**DEC Region:**	8
Source:	Unknown	**Lead DEC:**	MFZAMIAR
Class:	C1	**Reported by:**	Affected Persons
Meets Std:	True	**Referred to:**	
Penalty:	False	**County:**	Monroe
REM Phase:	0	**Latitude(s):**	43.221447920
After Hours:	False	**Longitude(s):**	-77.471747490
UST Trust:	False		
Caller Remark:			

CALLER REPORTED POOL OF WASTE OIL DETECTED IN FIELD BEHIND AND ADJACENT TO HOME. MATERIAL ON GROUND SURFACE & APPROXIMATELY 3' X 6' IN AREA. FIELD IS ADJACENT TO R.L. THOMAS HIGH SCHOOL ATHLETIC FIELD

DEC Remark:

05/23/94: CALLER SAID TO CONTACT HER AFTER 2 PM AND SHE CAN SHOW US AREA IN QUESTION. R SHRADER OF MONROE COUNTY HEALTH DEPT TO INSPECT. 05/25/94: BS SPOKE TO SHRADER OF MCHD WHO CHECKED AREA & COULD NOT FIND MATERIAL. SHRADER TO CONTACT HOMEOWNER & REINSPECT AREA W/HOMEOWNER. 07/12/94: SHRADER TELCON BACK TO SAY THAT HE CHECKED W/SCHOOL WHO SAID THIS WAS NOT THEIR PROPERTY. MATERIAL NO LONGER POOLED UP BUT STAINING STILL EVIDENT. AREA LOCATED IN BACKYARD OF 869 INDEPENDENCE DRIVE. 07/12/94: SHRADER SAID MATERIAL LOOKS LIKE & SMELLS LIKE MOTOR OIL. SHRADER TO FOLLOW UP W/RESIDENT @ 869 INDEPENDENCE DRIVE. 12/06/95: TRANSFERRED TO DT FROM BS FOR FOLLOW UP. 05/06/96: TRANSFERRED TO MZ FOR FOLLOW UP. 12/24/96 DEPT REC'D INSPECTION REPORT FROM MCHD. ROB SCHRADER ON SITE SEVERAL TIMES, INSPECTED AREA, SPOKE TO CALLER AS WELL AS REP FROM WEBSTER CENTRAL SCHOOL DISTRICT. AFTER SEVERAL INSPECTIONS, NOTHING FOUND. CLOSE SPILL. NO FURTHER ACTION. 5/23/94 MCHD UNABLE TO LOCATE EXACT SPOT IN FIELD- WILL CALL COMPLAINANT FOR FURTHER DETAILS. NO VISIBLE DUMPING OR SPILL FROM FILEDS. AREA IS WOODED. NO EVIDENCE OF OIL OR PETROLEUM PRODUCTS IN POOLED WATER. WEBSTER SCHOOL SAYS NO RECENT GROUNDS WORK, CONSTRUCTION, AND NO HEAVY EQUIPMENT IN USE. 6/13/94 NO MATERIAL NOTICED ON DATE OF INSPECTION. 3/1/06: PAPER FILE REMOVED PER FILE RETENTION POLICY.

Spiller Information

Spiller Name:		**Spiller Zip:**	
Spiller Company:	UNKNOWN	**Spiller Country:**	999
Spiller Address:		**Contact Name:**	
Spiller City:		**Contact Phone:**	
Spiller State:	NY	**Contact Ext:**	

Material Information

OP Unit ID:	996463	**Med Air:**	False
OU:	01	**Med Ind Air:**	False
Material ID:	382856	**Med GW:**	False
Material Code:	0022	**Med SW:**	False
Material Name:	waste oil/used oil	**Med DW:**	False
CAS No:		**Med Sewer:**	False
Material Family:	Petroleum	**Med Surf:**	False
Quantity:	.00	**Med Subway:**	False
Units:	G	**Med Utility:**	False
Recovered:	.00	**Oxygenate:**	
Med Soil:	True		

8	1 of 1	NE	0.11 / 592.73	376.10 / -11	ROCHESTER GAS & ELECTRIC 783 HARD ROAD POLE	NY SPILLS

Map Key	Number of Records	Direction	Distance (mi/ft)	Elev/Diff (ft)	Site	DB
					WEBSTER NY 14580	

Spill No:	1611035	**Spill Date:**	2017-03-09 10:15:00
Site ID:	541897	**Rcvd Date:**	2017-03-09 11:26:00
DER Facility ID:	495624	**CAC Date:**	
CID:		**Insp Date:**	
Program Type:	ER	**Close Date:**	2017-04-24 00:00:00
SWIS Code:	2854	**Create Date:**	2017-03-09 11:28:00
Contribute Factor:	Storm	**Update Date:**	2017-04-24 13:57:40.320000000
Water Body:		**DEC Region:**	8
Source:	Transformer	**Lead DEC:**	GPYOUNG
Class:	C3	**Reported by:**	Other
Meets Std:	False	**Referred to:**	
Penalty:	False	**County:**	Monroe
REM Phase:	0	**Latitude(s):**	
After Hours:	False	**Longitude(s):**	
UST Trust:	False		
Caller Remark:			

GRASS AREA, CLEANUP PENDING.

DEC Remark:

03/09/2017: GY TELECON WITH STEVE MULLIN, NO ADDITIONAL DETAILS AVAILABLE AT THIS TIME, GY TO FOLLOW UP WITH MULLIN. KBH ENVIRONMENTAL IS RESPONDING. 3/15/17: SPREADSHEET OF SPILL STATUS RECEIVED FROM RG&E. THE SPREADSHEET THE INDICATES THE OIL IS NON-PCB. A 30X30 FOOT AREA OF SOIL WAS IMPACTED. SEVEN ROLLOFFS OF SOIL HAVE BEEN FILLED TO DATE. 4/21/17: RG&E INDICATES THAT SPILL CLEANUP IS COMPLETE, OIL WAS CERTIFIED NON-PCB, ONLY RESTORATION REMAINS. 4/24/17: BASED ON THE PROVIDED INFORMATION, NO FURTHER ACTION IS REQUIRED, SPILL CLOSED.

Spiller Information

Spiller Name:	STEVE MULLIN	**Spiller Zip:**	14580
Spiller Company:	ROCHESTER GAS & ELECTRIC	**Spiller Country:**	999
Spiller Address:	783 HARD ROAD	**Contact Name:**	STEVE MULLIN
Spiller City:	WEBSTER	**Contact Phone:**	(585) 315-0079
Spiller State:	NY	**Contact Ext:**	

Material Information

OP Unit ID:	1290440	**Med Air:**	False
OU:	01	**Med Ind Air:**	False
Material ID:	2296294	**Med GW:**	False
Material Code:	0020A	**Med SW:**	False
Material Name:	transformer oil	**Med DW:**	False
CAS No:		**Med Sewer:**	False
Material Family:	Petroleum	**Med Surf:**	False
Quantity:		**Med Subway:**	False
Units:		**Med Utility:**	False
Recovered:		**Oxygenate:**	
Med Soil:	True		

9	1 of 4	ENE	0.19 / 1,022.42	375.05 / -12	JOSTENS PHOTOGRAPHY INC 999 PICTURE PKWY WEBSTER NY 14580-8961	RCRA NON GEN

EPA Handler ID:	NYR000058412
Gen Status Universe:	No Report
Contact Name:	ROBERT MAY
Contact Address:	999, PICTURE PKWY, , WEBSTER, NY, 14580, US
Contact Phone No and Ext:	716-872-8718
Contact Email:	
Contact Country:	US
County Name:	MONROE
EPA Region:	02
Land Type:	

Receive Date: 20070101

Violation/Evaluation Summary

Note: NO RECORDS: As of Aug 2018, there are no Compliance Monitoring and Enforcement (violation) records associated with this facility (EPA ID).

Handler Summary

Full Mailing Info: 999, PICTURE PKWY, , WEBSTER, NY, 14580, US
Importer Activity: No
Mixed Waste Generator: No
Transporter Activity: No
Transfer Facility: No
Onsite Burner Exemption: No
Furnace Exemption: No
Underground Injection Activity: No
Commercial TSD: No
Used Oil Transporter: No
Used Oil Transfer Facility: No
Used Oil Processor: No
Used Oil Refiner: No
Used Oil Burner: No
Used Oil Market Burner: No
Used Oil Spec Marketer: No

Hazardous Waste Handler Details

Sequence No: 2
Receive Date: 20070101
Handler Name: JOSTENS PHOTOGRAPHY INC
Generator Status Universe: No Report
Source Type: I

Hazardous Waste Handler Details

Sequence No: 1
Receive Date: 20060101
Handler Name: JOSTENS PHOTOGRAPHY INC
Generator Status Universe: No Report
Source Type: I

Hazardous Waste Handler Details

Sequence No: 1
Receive Date: 19980727
Handler Name: JOSTENS PHOTOGRAPHY INC
Generator Status Universe: No Report
Source Type: N

Waste Code Details

Hazardous Waste Code: D000
Waste Code Description: DESCRIPTION

Hazardous Waste Code: D001
Waste Code Description: IGNITABLE WASTE

Hazardous Waste Code: D002
Waste Code Description: CORROSIVE WASTE

Hazardous Waste Code: D003

Waste Code Description: REACTIVE WASTE

Hazardous Waste Code: D009
Waste Code Description: MERCURY

Hazardous Waste Code: D011
Waste Code Description: SILVER

Hazardous Waste Code: D018
Waste Code Description: BENZENE

Hazardous Waste Code: D019
Waste Code Description: CARBON TETRACHLORIDE

Hazardous Waste Code: U002
Waste Code Description: 2-PROPANONE (I) (OR) ACETONE (I)

Hazardous Waste Code: U112
Waste Code Description: ACETIC ACID, ETHYL ESTER (I) (OR) ETHYL ACETATE (I)

Hazardous Waste Code: U154
Waste Code Description: METHANOL (I) (OR) METHYL ALCOHOL (I)

Map Key	Number of Records	Direction	Distance (mi/ft)	Elev/Diff (ft)	Site	DB
9	2 of 4	ENE	0.19 / 1,022.42	375.05 / -12	SCHOOL PICTURES 999 PICTURE PARKWAY WEBSTER NY 14580	NY SPILLS

Spill No:	7980419	**Spill Date:**	1979-04-19 12:00:00
Site ID:	271843	**Rcvd Date:**	1979-04-19 16:10:00
DER Facility ID:	47193	**CAC Date:**	1979-04-20 00:00:00
CID:		**Insp Date:**	
Program Type:	ER	**Close Date:**	1979-04-20 00:00:00
SWIS Code:	2854	**Create Date:**	2003-12-02 00:00:00
Contribute Factor:	Deliberate	**Update Date:**	2006-02-23 10:31:03.357000000
Water Body:	MILL CREEK	**DEC Region:**	8
Source:	Unknown	**Lead DEC:**	PEARSON
Class:	C3	**Reported by:**	Local Agency
Meets Std:	True	**Referred to:**	
Penalty:	False	**County:**	Monroe
REM Phase:	0	**Latitude(s):**	43.222801780
After Hours:	False	**Longitude(s):**	-77.458652430
UST Trust:	False		
Caller Remark:			

I CONFERRED WITH ARTHUR AUSTIN, D.O.B. 3/8/32 OF 182 IROQUOIS ST, WEBSTER, NY 14580, WHO IS EMPLOYED BY SCHOOL PICTURES OF N.Y. INC, AS A CHEMICAL MIX MAN.

DEC Remark:

Prior to Sept, 2004 data translation this spill Lead_DEC Field was TP 2004/02/19 - Spill_Time was previously blank and replaced with RCVD_Time to fix a data translation problem... Bob Corcoran 09/28/95: This is additional information about material spilled from the translation of the old spill file: PHOTO STABILIZER. 2/23/06 PAPER FILE REMOVED PER FILE RETENTION POLICY.

Spiller Information

Spiller Name:		**Spiller Zip:**	14580
Spiller Company:	ARTHUR AUSTIN	**Spiller Country:**	001
Spiller Address:	182 IROQUOIS STREET	**Contact Name:**	
Spiller City:	WEBSTER	**Contact Phone:**	
Spiller State:	NY	**Contact Ext:**	

Map Key	Number of Records	Direction	Distance (mi/ft)	Elev/Diff (ft)	Site	DB
9	3 of 4	ENE	0.19 / 1,022.42	375.05 / -12	SCHOOL PICTURES INC 999 PICTURE PARKWAY WEBSTER NY 14580	UST

Site ID:	47911	**Expiry:**	N/A

Site Status:	Unregulated/Closed	***County:***	Monroe
Program No:	8-039896	***UTM X:***	300320.88274
Program Type Code:	PBS	***UTM Y:***	4788492.36206
Program Type Desc:	Petroleum Bulk Storage Program		
Site Type:	Unknown		

Tank Information

Tank ID:	151948	***Prog No:***	8-039896
Tank No:	002	***Test Method:***	NN
Tank Status:	6	***Registered:***	True
Tank Status Desc:	Closed Prior to 03/1991	***Red Tag Start Date:***	
Tank Model:		***Red Tag End Date:***	
Tank Type:	01	***UDC Ind:***	1
Tank Type Desc:	Steel/Carbon Steel/Iron	***Tank Last Test:***	
Capacity (Gal):	4000	***Tank Next Test Due:***	
Pipe Model:		***Line Last Test Due:***	
Install Date:	1973-12-01 00:00:00	***Next Line Test Due:***	
Close Date:		***Line Test Method:***	
Modified by:	TRANSLAT	***Class A Operator:***	
Last Modified:	2017-04-14 14:30:47.863000000	***Class B Operator:***	
Tank Out of Service Date:			
Subpart:			
Subpart Desc:			
Category:	1		
Category Desc:	Category 1 means a tank which was installed before December 27, 1986		
Tank Location:	5		
Tank Location Desc:	Underground		
Tank Owner Name:			
Tank Owner Address:			
Date Tested:			
Next Test:			

Material Information

Material Code:	0001
Material Name:	#2 fuel oil (on-site consumption)
Percent:	100.00

Equipment Information

Equipment:	C00
Code Name:	No Piping
Type:	Pipe Location
Equipment:	H00
Code Name:	None
Type:	Tank Leak Detection
Equipment:	A00
Code Name:	None
Type:	Tank Internal Protection
Equipment:	F00
Code Name:	None
Type:	Pipe External Protection
Equipment:	D02
Code Name:	Galvanized Steel
Type:	Pipe Type
Equipment:	B00
Code Name:	None
Type:	Tank External Protection

Equipment: G00
Code Name: None
Type: Tank Secondary Containment

Equipment: I04
Code Name: Product Level Gauge (A/G)
Type: Overfill

Tank Information

Tank ID:	151947	**Prog No:**	8-039896
Tank No:	001	**Test Method:**	NN
Tank Status:	6	**Registered:**	True
Tank Status Desc:	Closed Prior to 03/1991	**Red Tag Start Date:**	
Tank Model:		**Red Tag End Date:**	
Tank Type:	01	**UDC Ind:**	1
Tank Type Desc:	Steel/Carbon Steel/Iron	**Tank Last Test:**	
Capacity (Gal):	4000	**Tank Next Test Due:**	
Pipe Model:		**Line Last Test Due:**	
Install Date:	1973-12-01 00:00:00	**Next Line Test Due:**	
Close Date:		**Line Test Method:**	
Modified by:	TRANSLAT	**Class A Operator:**	
Last Modified:	2017-04-14 14:30:47.863000000	**Class B Operator:**	

Tank Out of Service Date:
Subpart:
Subpart Desc:
Category: 1
Category Desc: Category 1 means a tank which was installed before December 27, 1986
Tank Location: 5
Tank Location Desc: Underground
Tank Owner Name:
Tank Owner Address:
Date Tested:
Next Test:

Material Information

Material Code: 0001
Material Name: #2 fuel oil (on-site consumption)
Percent: 100.00

Equipment Information

Equipment: B00
Code Name: None
Type: Tank External Protection

Equipment: H00
Code Name: None
Type: Tank Leak Detection

Equipment: F00
Code Name: None
Type: Pipe External Protection

Equipment: A00
Code Name: None
Type: Tank Internal Protection

Equipment: I04
Code Name: Product Level Gauge (A/G)
Type: Overfill

Equipment: G00
Code Name: None

Type: Tank Secondary Containment

Equipment: D02
Code Name: Galvanized Steel
Type: Pipe Type

Equipment: C00
Code Name: No Piping
Type: Pipe Location

Affiliation Information

Affiliation Type: 07
Affiliation Name: Mail Contact
Affiliation Sub Type: NNN
Company: SCHOOL PICTURE OF N Y INC
Contact Title:
Contact Name:
Address1: 999 PICTURE PARKWAY
Address2:
City: WEBSTER
State: NY
Zipcode: 14580
Country Code: 001
Phone: (716) 671-7440
Phone Ext:
Email:
Fax:
Modified By: TRANSLAT
Last Modified: 2004-03-04 12:32:01.357000000

Affiliation Information

Affiliation Type: 04
Affiliation Name: Facility Operator
Affiliation Sub Type: NNN
Company: SCHOOL PICTURES INC
Contact Title:
Contact Name: SCHOOL PICTURES INC
Address1:
Address2:
City:
State: NN
Zipcode:
Country Code: 001
Phone: (716) 671-7440
Phone Ext:
Email:
Fax:
Modified By: TRANSLAT
Last Modified: 2004-03-04 12:32:01.357000000

Affiliation Information

Affiliation Type: 11
Affiliation Name: Emergency Contact
Affiliation Sub Type: NNN
Company: SCHOOL PICTURE OF N Y INC
Contact Title:
Contact Name: ALLAN CHURCH/PLANT MANAGER
Address1:
Address2:
City:
State: NN
Zipcode:

Country Code:	001
Phone:	(716) 671-7440
Phone Ext:	
Email:	
Fax:	
Modified By:	TRANSLAT
Last Modified:	2004-03-04 12:32:01.357000000

Affiliation Information

Affiliation Type:	01
Affiliation Name:	Facility Owner
Affiliation Sub Type:	ZZZ
Company:	SCHOOL PICTURE OF N Y INC
Contact Title:	
Contact Name:	
Address1:	999 PICTURE PARKWAY
Address2:	
City:	WEBSTER
State:	NY
Zipcode:	14580
Country Code:	001
Phone:	(716) 671-7440
Phone Ext:	
Email:	
Fax:	
Modified By:	TRANSLAT
Last Modified:	2004-03-04 12:32:01.357000000

Map Key	Number of Records	Direction	Distance (mi/ft)	Elev/Diff (ft)	Site	DB
9	4 of 4	ENE	0.19 / 1,022.42	375.05 / -12	Jostens Photography, Inc. 999 PICTURE PARKWAY WEBSTER NY	VCP

Site Code:	56900	**Site Code (GIS):**	V00241
HW Code:	V00241	**Site Class (GIS):**	C
Site Class:	C	**Address1 (GIS):**	999 PICTURE PARKWAY
Site Address:	999 PICTURE PARKWAY	**Address2 (GIS):**	
City:	WEBSTER	**Locality (GIS):**	WEBSTER
ZIP:	14580	**ZIP Code (GIS):**	14580
County:	Monroe	**County (GIS):**	Monroe
SWIS:	2854	**Town (GIS):**	Webster
Region:	8	**Region (GIS):**	8
Town:	Webster	**X Coord (GIS):**	300289.41236
Acres:	11.900	**Y Coord (GIS):**	4788412.05754
Record Added:	2000-11-30 16:06:00	**Method:**	4.3
Record Update:	2007-09-12 21:11:00	**Accuracy:**	0 to 10 meters
Updated by:	BXPUTZIG	**Accuracy Unit:**	
Latitude:	43.222074220	**Latitude (GIS):**	
Longitude:	-77.459012090	**Longitude (GIS):**	
Site Name:	Jostens Photography, Inc.		
Site Name (GIS):	Jostens Photography, Inc.		
Site Class Desc (GIS):			
Site Class Desc:			
Program:	VCP		
Program Desc:	VCP		
Assess DOH:			
Source of Data:			
Description:			

This site is located in suburban portion of Monroe County. The site includes a large (60,000 square foot) building that was used for commercial photo-processing from 1963 until 1998. Previously, the site had been undeveloped agricultural land. A tributary to Mill Creek flows along the site's west property line in a northerly direction. The surrounding area includes commercial property to the north, the Town of Webster Highway Department facility to the east, undeveloped wooded land to the south, and single-family residences to the west. The use of the site for commercial photo-processing, particularly photochemical discharges to two on-site wastewater lagoons, is believed to have been the cause of much of the contamination. The investigation completed under the VCP defined the nature and extent of contamination. Based on these findings, the Department determined that active remediation is not needed to allow the site to be reused for commercial or industrial purposes. Institutional Controls will be sufficient to prevent any potential future exposures to contaminants at the site. A deed restriction was filed that limits the site to commercial or industrial use, requires adherence

to a Soil Management Plan, and prohibits the use of site groundwater unless treated to meet state standards. OM&M is not needed for this site. An assignable release and covenant not to sue was issued by the Department on November 1, 2004.

Assessment:

The primary contaminants of concern identified at the site include silver, cyanide, cadmium, and ammonia. Contaminated soils are confined to limited areas of the site associated with past wastewater treatment (former lagoons, former stream channel, wastewater piping, and a former silver recovery pit within the building). Groundwater contamination is limited to sodium (possibly due in part to the use of road salts in the area) and marginal exceedances of cleanup guidance by ammonia and arsenic. Any potential impacts to off-site groundwater would be negligible and a public water supply serves all area residents and businesses.

Materials Information

Waste Name:	Hazardous Substances	***Waste Quantity:***	UNKNOWN
Waste Code:			

Owner Information

Seq No:	0000000	***Owner Street:***	5501 NORMAN CENTER DRIVE
Sub Type:	03	***Owner Street 2:***	
Own Op:	06	***Owner City:***	MINNEAPOLIS
Owner Name:		***Owner State:***	MN
Owner Co.:	American Yearbook Company, Inc.	***Owner Zip:***	55437
Country:	United States of America		

Seq No:	0000000	***Owner Street:***	5501 NORMAN CENTER DR
Sub Type:	ZZZ	***Owner Street 2:***	
Own Op:	01	***Owner City:***	MINNEAPOLIS
Owner Name:		***Owner State:***	MN
Owner Co.:	AMERICAN YEARBOOK CO.,INC	***Owner Zip:***	55437
Country:	United States of America		

Projects Information

Project Code:	02	***Operable Unit ID:***	3968
Project Desc:	Remedial Investigation	***Operable Unit:***	01
Project Refer Name:		***Operable Unit Desc:***	B8-0557-99-07
End Date:	2004-11-01 00:00:00	***Code Name:***	Remedial Investigation
End Status:	ANF		

10	*1 of 2*	*WSW*	*0.20 / 1,080.31*	*383.21 / -3*	***CALVARY AUTOMATION SYSTEMS 855 PUBLISHERS PARKWAY AKA 1 PUBLISHERS PARKWAY WEBSTER NY 14580***	***AST***

Site ID:	48326	***Expiry:***	2020/03/18
Site Status:	Active	***County:***	Monroe
Program No:	8-097578	***UTM X:***	299171.41945
Program Type Code:	PBS	***UTM Y:***	4787846.55004
Program Type Desc:	Petroleum Bulk Storage Program		
Site Type:	Other		

Tank Information

Tank ID:	153833	***Prog No:***	8-097578
Tank No:	011	***Test Method:***	NN
Tank Status:	1	***Registered:***	True
Tank Status Desc:	In Service	***Red Tag Start Date:***	
Tank Model:		***Red Tag End Date:***	
Tank Type:	01	***UDC Ind:***	1
Tank Type Desc:	Steel/Carbon Steel/Iron	***Tank Last Test:***	
Capacity (Gal):	12500	***Tank Next Test Due:***	

Pipe Model:		**Line Last Test Due:**	
Install Date:	1992-12-01 00:00:00	**Next Line Test Due:**	
Close Date:		**Line Test Method:**	
Modified by:	WLSTEVEN	**Class A Operator:**	
Last Modified:	2017-04-14 14:30:47.863000000	**Class B Operator:**	
Tank Out of Service Date:			

Subpart: 4
Subpart Desc: Subpart 4 contains requirements for ASTs (aboveground storage tanks).
Category: 2
Category Desc: Category 2 means a tank which was installed from December 27, 1986 through October 11, 2015
Tank Location: 3
Tank Location Desc: Aboveground on saddles, legs, stilts, rack or cradle
Tank Owner Name: JAMES GARDNER
Tank Owner Address: 855 PUBLISHERS PARKWAY WEBSTER, NY. 14580

Material Information

Material Code: 0001
Material Name: #2 fuel oil (on-site consumption)
Percent: 100.00

Equipment Information

Equipment: D06
Code Name: Fiberglass Reinforced Plastic (FRP)
Type: Pipe Type

Equipment: A00
Code Name: None
Type: Tank Internal Protection

Equipment: H05
Code Name: In-Tank System (ATG)
Type: Tank Leak Detection

Equipment: C03
Code Name: Aboveground/Underground Combination
Type: Pipe Location

Equipment: B01
Code Name: Painted/Asphalt Coating
Type: Tank External Protection

Equipment: K00
Code Name: None
Type: Spill Prevention

Equipment: I05
Code Name: Vent Whistle
Type: Overfill

Equipment: F05
Code Name: Jacketed
Type: Pipe External Protection

Equipment: J02
Code Name: Suction Dispenser
Type: Dispenser

Equipment: E00
Code Name: None
Type: Piping Secondary Containment

Equipment: G01
Code Name: Diking (Aboveground)
Type: Tank Secondary Containment

Equipment: I04
Code Name: Product Level Gauge (A/G)
Type: Overfill

Equipment: F04
Code Name: Fiberglass
Type: Pipe External Protection

Equipment: L00
Code Name: None
Type: Piping Leak Detection

Tank Information

Tank ID:	143616	**Prog No:**	8-097578
Tank No:	009	**Test Method:**	NN
Tank Status:	3	**Registered:**	True
Tank Status Desc:	Closed - Removed	**Red Tag Start Date:**	
Tank Model:		**Red Tag End Date:**	
Tank Type:	01	**UDC Ind:**	1
Tank Type Desc:	Steel/Carbon Steel/Iron	**Tank Last Test:**	
Capacity (Gal):	300	**Tank Next Test Due:**	
Pipe Model:		**Line Last Test Due:**	
Install Date:	1977-07-01 00:00:00	**Next Line Test Due:**	
Close Date:	2010-12-01 00:00:00	**Line Test Method:**	
Modified by:	MAPERSSO	**Class A Operator:**	
Last Modified:	2017-04-14 14:30:47.863000000	**Class B Operator:**	

Tank Out of Service Date:
Subpart:
Subpart Desc:
Category: 1
Category Desc: Category 1 means a tank which was installed before December 27, 1986
Tank Location: 3
Tank Location Desc: Aboveground on saddles, legs, stilts, rack or cradle
Tank Owner Name:
Tank Owner Address:

Material Information

Material Code: 0001
Material Name: #2 fuel oil (on-site consumption)
Percent: 100.00

Equipment Information

Equipment: F00
Code Name: None
Type: Pipe External Protection

Equipment: L09
Code Name: Exempt Suction Piping
Type: Piping Leak Detection

Equipment: B01
Code Name: Painted/Asphalt Coating
Type: Tank External Protection

Equipment: C01
Code Name: Aboveground
Type: Pipe Location

Equipment: I04
Code Name: Product Level Gauge (A/G)
Type: Overfill

Equipment: J02
Code Name: Suction Dispenser
Type: Dispenser

Equipment: A00
Code Name: None
Type: Tank Internal Protection

Equipment: G00
Code Name: None
Type: Tank Secondary Containment

Equipment: D01
Code Name: Steel/Carbon Steel/Iron
Type: Pipe Type

Equipment: H00
Code Name: None
Type: Tank Leak Detection

Equipment: K00
Code Name: None
Type: Spill Prevention

Affiliation Information

Affiliation Type: 04
Affiliation Name: Facility Operator
Affiliation Sub Type: NNN
Company: CALVARY AUTOMATION SYSTEMS
Contact Title:
Contact Name: JAMES GARDNER
Address1:
Address2:
City:
State: NN
Zipcode:
Country Code: 001
Phone: (585) 347-6127
Phone Ext:
Email:
Fax:
Modified By: WLSTEVEN
Last Modified: 2015-03-18 13:38:19.520000000

Affiliation Information

Affiliation Type: 11
Affiliation Name: Emergency Contact
Affiliation Sub Type: NNN
Company: CHANEY PROPERTIES WEBSTER LLC
Contact Title:
Contact Name: JAMES GARDNER
Address1:
Address2:
City:
State: NN
Zipcode:
Country Code: 999
Phone: (585) 347-6127
Phone Ext:
Email:
Fax:
Modified By: WLSTEVEN
Last Modified: 2015-03-18 13:38:19.537000000

Map Key	Number of Records	Direction	Distance (mi/ft)	Elev/Diff (ft)	Site	DB

Affiliation Information

Affiliation Type:	01
Affiliation Name:	Facility Owner
Affiliation Sub Type:	E
Company:	CHANEY PROPERTIES WEBSTER LLC
Contact Title:	ACTING MANAGER
Contact Name:	JOYCE ZAREMSKI
Address1:	855 PUBLISHERS PARKWAY
Address2:	
City:	WEBSTER
State:	NY
Zipcode:	14580
Country Code:	001
Phone:	(585) 347-6127
Phone Ext:	
Email:	
Fax:	
Modified By:	WLSTEVEN
Last Modified:	2015-03-18 13:38:19.537000000

Affiliation Information

Affiliation Type:	07
Affiliation Name:	Mail Contact
Affiliation Sub Type:	NNN
Company:	CALVARY AUTOMATION SYSTEMS
Contact Title:	
Contact Name:	JAMES GARDNER
Address1:	855 PUBLISHERS PARKWAY
Address2:	
City:	WEBSTER
State:	NY
Zipcode:	14580
Country Code:	001
Phone:	(585) 347-6127
Phone Ext:	
Email:	
Fax:	
Modified By:	WLSTEVEN
Last Modified:	2015-03-18 13:38:19.537000000

10	***2 of 2***	***WSW***	***0.20 / 1,080.31***	***383.21 / -3***	***CALVARY AUTOMATION SYSTEMS 855 PUBLISHERS PARKWAY AKA 1 PUBLISHERS PARKWAY WEBSTER NY 14580***	***UST***

Site ID:	48326	***Expiry:***	2020/03/18
Site Status:	Active	***County:***	Monroe
Program No:	8-097578	***UTM X:***	299171.41945
Program Type Code:	PBS	***UTM Y:***	4787846.55004
Program Type Desc:	Petroleum Bulk Storage Program		
Site Type:	Other		

Tank Information

Tank ID:	143615	***Prog No:***	8-097578
Tank No:	008	***Test Method:***	NN
Tank Status:	6	***Registered:***	True
Tank Status Desc:	Closed Prior to 03/1991	***Red Tag Start Date:***	
Tank Model:		***Red Tag End Date:***	
Tank Type:	01	***UDC Ind:***	1
Tank Type Desc:	Steel/Carbon Steel/Iron	***Tank Last Test:***	
Capacity (Gal):	550	***Tank Next Test Due:***	

Pipe Model:		***Line Last Test Due:***	
Install Date:	1973-05-01 00:00:00	***Next Line Test Due:***	
Close Date:		***Line Test Method:***	
Modified by:	TRANSLAT	***Class A Operator:***	
Last Modified:	2017-04-14 14:30:47.863000000	***Class B Operator:***	
Tank Out of Service Date:			
Subpart:			
Subpart Desc:			
Category:	1		
Category Desc:	Category 1 means a tank which was installed before December 27, 1986		
Tank Location:	5		
Tank Location Desc:	Underground		
Tank Owner Name:			
Tank Owner Address:			
Date Tested:			
Next Test:			

Material Information

Material Code:	0009
Material Name:	gasoline
Percent:	100.00

Equipment Information

Equipment:	H00
Code Name:	None
Type:	Tank Leak Detection
Equipment:	D01
Code Name:	Steel/Carbon Steel/Iron
Type:	Pipe Type
Equipment:	B00
Code Name:	None
Type:	Tank External Protection
Equipment:	F00
Code Name:	None
Type:	Pipe External Protection
Equipment:	J02
Code Name:	Suction Dispenser
Type:	Dispenser
Equipment:	A00
Code Name:	None
Type:	Tank Internal Protection
Equipment:	C00
Code Name:	No Piping
Type:	Pipe Location
Equipment:	I04
Code Name:	Product Level Gauge (A/G)
Type:	Overfill
Equipment:	G00
Code Name:	None
Type:	Tank Secondary Containment

Tank Information

Tank ID:	143610	***Prog No:***	8-097578
Tank No:	001	***Test Method:***	02

Tank Status:	3	***Registered:***	True
Tank Status Desc:	Closed - Removed	***Red Tag Start Date:***	
Tank Model:		***Red Tag End Date:***	
Tank Type:	01	***UDC Ind:***	1
Tank Type Desc:	Steel/Carbon Steel/Iron	***Tank Last Test:***	1987-11-01 00:00:00
Capacity (Gal):	20000	***Tank Next Test Due:***	
Pipe Model:		***Line Last Test Due:***	
Install Date:	1977-07-01 00:00:00	***Next Line Test Due:***	
Close Date:	1992-12-01 00:00:00	***Line Test Method:***	
Modified by:	TRANSLAT	***Class A Operator:***	
Last Modified:	2017-04-14 14:30:47.863000000	***Class B Operator:***	
Tank Out of Service Date:			
Subpart:			
Subpart Desc:			
Category:	1		
Category Desc:	Category 1 means a tank which was installed before December 27, 1986		
Tank Location:	5		
Tank Location Desc:	Underground		
Tank Owner Name:			
Tank Owner Address:			
Date Tested:			
Next Test:			

Material Information

Material Code:	0001
Material Name:	#2 fuel oil (on-site consumption)
Percent:	100.00

Equipment Information

Equipment:	I04
Code Name:	Product Level Gauge (A/G)
Type:	Overfill
Equipment:	F00
Code Name:	None
Type:	Pipe External Protection
Equipment:	A00
Code Name:	None
Type:	Tank Internal Protection
Equipment:	B01
Code Name:	Painted/Asphalt Coating
Type:	Tank External Protection
Equipment:	H05
Code Name:	In-Tank System (ATG)
Type:	Tank Leak Detection
Equipment:	J02
Code Name:	Suction Dispenser
Type:	Dispenser
Equipment:	C03
Code Name:	Aboveground/Underground Combination
Type:	Pipe Location
Equipment:	G00
Code Name:	None
Type:	Tank Secondary Containment
Equipment:	D10
Code Name:	Copper
Type:	Pipe Type

Tank Information

Tank ID:	143612	***Prog No:***	8-097578
Tank No:	003	***Test Method:***	02
Tank Status:	3	***Registered:***	True
Tank Status Desc:	Closed - Removed	***Red Tag Start Date:***	
Tank Model:		***Red Tag End Date:***	
Tank Type:	01	***UDC Ind:***	1
Tank Type Desc:	Steel/Carbon Steel/Iron	***Tank Last Test:***	1987-11-01 00:00:00
Capacity (Gal):	20000	***Tank Next Test Due:***	
Pipe Model:		***Line Last Test Due:***	
Install Date:	1977-07-01 00:00:00	***Next Line Test Due:***	
Close Date:	1992-12-01 00:00:00	***Line Test Method:***	
Modified by:	TRANSLAT	***Class A Operator:***	
Last Modified:	2017-04-14 14:30:47.863000000	***Class B Operator:***	
Tank Out of Service Date:			
Subpart:			
Subpart Desc:			
Category:	1		
Category Desc:	Category 1 means a tank which was installed before December 27, 1986		
Tank Location:	5		
Tank Location Desc:	Underground		
Tank Owner Name:			
Tank Owner Address:			
Date Tested:			
Next Test:			

Material Information

Material Code:	0001
Material Name:	#2 fuel oil (on-site consumption)
Percent:	100.00

Equipment Information

Equipment:	A00
Code Name:	None
Type:	Tank Internal Protection
Equipment:	J02
Code Name:	Suction Dispenser
Type:	Dispenser
Equipment:	F00
Code Name:	None
Type:	Pipe External Protection
Equipment:	B01
Code Name:	Painted/Asphalt Coating
Type:	Tank External Protection
Equipment:	C03
Code Name:	Aboveground/Underground Combination
Type:	Pipe Location
Equipment:	D10
Code Name:	Copper
Type:	Pipe Type
Equipment:	I04
Code Name:	Product Level Gauge (A/G)
Type:	Overfill
Equipment:	G00
Code Name:	None

Type: Tank Secondary Containment

Equipment: H05
Code Name: In-Tank System (ATG)
Type: Tank Leak Detection

Tank Information

Tank ID:	143611	**Prog No:**	8-097578
Tank No:	002	**Test Method:**	02
Tank Status:	3	**Registered:**	True
Tank Status Desc:	Closed - Removed	**Red Tag Start Date:**	
Tank Model:		**Red Tag End Date:**	
Tank Type:	01	**UDC Ind:**	1
Tank Type Desc:	Steel/Carbon Steel/Iron	**Tank Last Test:**	1987-11-01 00:00:00
Capacity (Gal):	20000	**Tank Next Test Due:**	
Pipe Model:		**Line Last Test Due:**	
Install Date:	1977-07-01 00:00:00	**Next Line Test Due:**	
Close Date:	1992-12-01 00:00:00	**Line Test Method:**	
Modified by:	TRANSLAT	**Class A Operator:**	
Last Modified:	2017-04-14 14:30:47.863000000	**Class B Operator:**	

Tank Out of Service Date:
Subpart:
Subpart Desc:
Category: 1
Category Desc: Category 1 means a tank which was installed before December 27, 1986
Tank Location: 5
Tank Location Desc: Underground
Tank Owner Name:
Tank Owner Address:
Date Tested:
Next Test:

Material Information

Material Code: 0001
Material Name: #2 fuel oil (on-site consumption)
Percent: 100.00

Equipment Information

Equipment: H05
Code Name: In-Tank System (ATG)
Type: Tank Leak Detection

Equipment: D10
Code Name: Copper
Type: Pipe Type

Equipment: A00
Code Name: None
Type: Tank Internal Protection

Equipment: F00
Code Name: None
Type: Pipe External Protection

Equipment: C03
Code Name: Aboveground/Underground Combination
Type: Pipe Location

Equipment: G00
Code Name: None
Type: Tank Secondary Containment

Equipment: J02
Code Name: Suction Dispenser
Type: Dispenser

Equipment: B01
Code Name: Painted/Asphalt Coating
Type: Tank External Protection

Equipment: I04
Code Name: Product Level Gauge (A/G)
Type: Overfill

Tank Information

Tank ID:	143613	**Prog No:**	8-097578
Tank No:	004	**Test Method:**	02
Tank Status:	3	**Registered:**	True
Tank Status Desc:	Closed - Removed	**Red Tag Start Date:**	
Tank Model:		**Red Tag End Date:**	
Tank Type:	01	**UDC Ind:**	1
Tank Type Desc:	Steel/Carbon Steel/Iron	**Tank Last Test:**	1987-11-01 00:00:00
Capacity (Gal):	20000	**Tank Next Test Due:**	
Pipe Model:		**Line Last Test Due:**	
Install Date:	1977-07-01 00:00:00	**Next Line Test Due:**	
Close Date:	1992-12-01 00:00:00	**Line Test Method:**	
Modified by:	TRANSLAT	**Class A Operator:**	
Last Modified:	2017-04-14 14:30:47.863000000	**Class B Operator:**	

Tank Out of Service Date:
Subpart:
Subpart Desc:
Category: 1
Category Desc: Category 1 means a tank which was installed before December 27, 1986
Tank Location: 5
Tank Location Desc: Underground
Tank Owner Name:
Tank Owner Address:
Date Tested:
Next Test:

Material Information

Material Code: 0001
Material Name: #2 fuel oil (on-site consumption)
Percent: 100.00

Equipment Information

Equipment: I04
Code Name: Product Level Gauge (A/G)
Type: Overfill

Equipment: J02
Code Name: Suction Dispenser
Type: Dispenser

Equipment: D10
Code Name: Copper
Type: Pipe Type

Equipment: H05
Code Name: In-Tank System (ATG)
Type: Tank Leak Detection

Equipment: B01
Code Name: Painted/Asphalt Coating

Type: Tank External Protection

Equipment: C03
Code Name: Aboveground/Underground Combination
Type: Pipe Location

Equipment: G00
Code Name: None
Type: Tank Secondary Containment

Equipment: A00
Code Name: None
Type: Tank Internal Protection

Equipment: F00
Code Name: None
Type: Pipe External Protection

Tank Information

Tank ID:	143617	***Prog No:***	8-097578
Tank No:	010	***Test Method:***	NN
Tank Status:	3	***Registered:***	True
Tank Status Desc:	Closed - Removed	***Red Tag Start Date:***	
Tank Model:		***Red Tag End Date:***	
Tank Type:	01	***UDC Ind:***	1
Tank Type Desc:	Steel/Carbon Steel/Iron	***Tank Last Test:***	
Capacity (Gal):	500	***Tank Next Test Due:***	
Pipe Model:		***Line Last Test Due:***	
Install Date:	1990-05-01 00:00:00	***Next Line Test Due:***	
Close Date:	1998-09-01 00:00:00	***Line Test Method:***	
Modified by:	TRANSLAT	***Class A Operator:***	
Last Modified:	2017-04-14 14:30:47.863000000	***Class B Operator:***	

Tank Out of Service Date:
Subpart:
Subpart Desc:
Category: 2
Category Desc: Category 2 means a tank which was installed from December 27, 1986 through October 11, 2015
Tank Location: 5
Tank Location Desc: Underground
Tank Owner Name:
Tank Owner Address:
Date Tested:
Next Test:

Material Information

Material Code: 0009
Material Name: gasoline
Percent: 100.00

Equipment Information

Equipment: B02
Code Name: Original Sacrificial Anode
Type: Tank External Protection

Equipment: I04
Code Name: Product Level Gauge (A/G)
Type: Overfill

Equipment: A00
Code Name: None
Type: Tank Internal Protection

Equipment: F04
Code Name: Fiberglass
Type: Pipe External Protection

Equipment: J02
Code Name: Suction Dispenser
Type: Dispenser

Equipment: H05
Code Name: In-Tank System (ATG)
Type: Tank Leak Detection

Equipment: C02
Code Name: Underground/On-ground
Type: Pipe Location

Equipment: G04
Code Name: Double-Walled (Underground)
Type: Tank Secondary Containment

Equipment: D06
Code Name: Fiberglass Reinforced Plastic (FRP)
Type: Pipe Type

Tank Information

Tank ID:	143614	**Prog No:**	8-097578
Tank No:	005	**Test Method:**	02
Tank Status:	3	**Registered:**	True
Tank Status Desc:	Closed - Removed	**Red Tag Start Date:**	
Tank Model:		**Red Tag End Date:**	
Tank Type:	01	**UDC Ind:**	1
Tank Type Desc:	Steel/Carbon Steel/Iron	**Tank Last Test:**	1987-11-01 00:00:00
Capacity (Gal):	20000	**Tank Next Test Due:**	
Pipe Model:		**Line Last Test Due:**	
Install Date:	1977-07-01 00:00:00	**Next Line Test Due:**	
Close Date:	1992-12-01 00:00:00	**Line Test Method:**	
Modified by:	TRANSLAT	**Class A Operator:**	
Last Modified:	2017-04-14 14:30:47.863000000	**Class B Operator:**	

Tank Out of Service Date:
Subpart:
Subpart Desc:
Category: 1
Category Desc: Category 1 means a tank which was installed before December 27, 1986
Tank Location: 5
Tank Location Desc: Underground
Tank Owner Name:
Tank Owner Address:
Date Tested:
Next Test:

Material Information

Material Code: 0001
Material Name: #2 fuel oil (on-site consumption)
Percent: 100.00

Equipment Information

Equipment: I04
Code Name: Product Level Gauge (A/G)
Type: Overfill

Equipment: D10
Code Name: Copper

Type: Pipe Type

Equipment: A00
Code Name: None
Type: Tank Internal Protection

Equipment: G00
Code Name: None
Type: Tank Secondary Containment

Equipment: F00
Code Name: None
Type: Pipe External Protection

Equipment: B01
Code Name: Painted/Asphalt Coating
Type: Tank External Protection

Equipment: J02
Code Name: Suction Dispenser
Type: Dispenser

Equipment: H05
Code Name: In-Tank System (ATG)
Type: Tank Leak Detection

Equipment: C03
Code Name: Aboveground/Underground Combination
Type: Pipe Location

Affiliation Information

Affiliation Type: 07
Affiliation Name: Mail Contact
Affiliation Sub Type: NNN
Company: CALVARY AUTOMATION SYSTEMS
Contact Title:
Contact Name: JAMES GARDNER
Address1: 855 PUBLISHERS PARKWAY
Address2:
City: WEBSTER
State: NY
Zipcode: 14580
Country Code: 001
Phone: (585) 347-6127
Phone Ext:
Email:
Fax:
Modified By: WLSTEVEN
Last Modified: 2015-03-18 13:38:19.537000000

Affiliation Information

Affiliation Type: 11
Affiliation Name: Emergency Contact
Affiliation Sub Type: NNN
Company: CHANEY PROPERTIES WEBSTER LLC
Contact Title:
Contact Name: JAMES GARDNER
Address1:
Address2:
City:
State: NN
Zipcode:
Country Code: 999
Phone: (585) 347-6127
Phone Ext:

Email:
Fax:
Modified By: WLSTEVEN
Last Modified: 2015-03-18 13:38:19.537000000

Affiliation Information

Affiliation Type: 04
Affiliation Name: Facility Operator
Affiliation Sub Type: NNN
Company: CALVARY AUTOMATION SYSTEMS
Contact Title:
Contact Name: JAMES GARDNER
Address1:
Address2:
City:
State: NN
Zipcode:
Country Code: 001
Phone: (585) 347-6127
Phone Ext:
Email:
Fax:
Modified By: WLSTEVEN
Last Modified: 2015-03-18 13:38:19.520000000

Affiliation Information

Affiliation Type: 01
Affiliation Name: Facility Owner
Affiliation Sub Type: E
Company: CHANEY PROPERTIES WEBSTER LLC
Contact Title: ACTING MANAGER
Contact Name: JOYCE ZAREMSKI
Address1: 855 PUBLISHERS PARKWAY
Address2:
City: WEBSTER
State: NY
Zipcode: 14580
Country Code: 001
Phone: (585) 347-6127
Phone Ext:
Email:
Fax:
Modified By: WLSTEVEN
Last Modified: 2015-03-18 13:38:19.537000000

11	1 of 1	ENE	0.22 / 1,186.43	378.23 / -8	TRIDENT PRECISION MANUFACTURING INC 1010 PICTURE PKWY WEBSTER NY 14580	RCRA LQG

EPA Handler ID: NYR000192963
Gen Status Universe: Large Quantity Generator
Contact Name: ANDY JUSKIW
Contact Address: 734, SALT RD, , WEBSTER, NY, 14580, US
Contact Phone No and Ext: 585-265-2010 222
Contact Email: AJUSKIW@TRIDENTPRECISION.COM
Contact Country: US
County Name: MONROE
EPA Region: 02
Land Type:
Receive Date: 20160301

Violation/Evaluation Summary

Note: VIOLATION or UNDETERMINED: There are VIOLATION or UNDETERMINED details or records associated with this facility (EPA ID) in the Compliance Monitoring and Enforcement table dated Aug, 2018.

Violation Details

Citation:
Violation Short Description: Generators - Pre-transport
Violation Determined Date: 20141007
Return to Compliance Date: 20161103
Violation Responsible Agency: State

Enforcement Details

Enforcement Type Description: INITIAL 3008(A) COMPLIANCE
Enforcement Action Date: 20150825
Enf Disposition Status:
Disposition Status Date:
Enforcement Lead Agency:
Proposed Penalty Amount:
Final Amount:
Paid Amount:

Enforcement Type Description: WRITTEN INFORMAL
Enforcement Action Date: 20141020
Enf Disposition Status:
Disposition Status Date:
Enforcement Lead Agency:
Proposed Penalty Amount:
Final Amount:
Paid Amount:

Enforcement Type Description: FINAL 3008(A) COMPLIANCE ORDER
Enforcement Action Date: 20161103
Enf Disposition Status:
Disposition Status Date:
Enforcement Lead Agency:
Proposed Penalty Amount:
Final Amount: 18650
Paid Amount: 18650

Enforcement Type Description: INITIAL 3008(A) COMPLIANCE
Enforcement Action Date: 20160831
Enf Disposition Status:
Disposition Status Date:
Enforcement Lead Agency:
Proposed Penalty Amount:
Final Amount:
Paid Amount:

Violation Details

Citation:
Violation Short Description: TSD IS-General Facility Standards
Violation Determined Date: 20141007
Return to Compliance Date: 20161103
Violation Responsible Agency: State

Enforcement Details

Enforcement Type Description: INITIAL 3008(A) COMPLIANCE
Enforcement Action Date: 20160831
Enf Disposition Status:
Disposition Status Date:

Enforcement Lead Agency:
Proposed Penalty Amount:
Final Amount:
Paid Amount:

Enforcement Type Description: INITIAL 3008(A) COMPLIANCE
Enforcement Action Date: 20150825
Enf Disposition Status:
Disposition Status Date:
Enforcement Lead Agency:
Proposed Penalty Amount:
Final Amount:
Paid Amount:

Enforcement Type Description: WRITTEN INFORMAL
Enforcement Action Date: 20141020
Enf Disposition Status:
Disposition Status Date:
Enforcement Lead Agency:
Proposed Penalty Amount:
Final Amount:
Paid Amount:

Enforcement Type Description: FINAL 3008(A) COMPLIANCE ORDER
Enforcement Action Date: 20161103
Enf Disposition Status:
Disposition Status Date:
Enforcement Lead Agency:
Proposed Penalty Amount:
Final Amount: 18650
Paid Amount: 18650

Violation Details

Citation:
Violation Short Description: Generators - General
Violation Determined Date: 20141007
Return to Compliance Date: 20161103
Violation Responsible Agency: State

Enforcement Details

Enforcement Type Description: WRITTEN INFORMAL
Enforcement Action Date: 20141020
Enf Disposition Status:
Disposition Status Date:
Enforcement Lead Agency:
Proposed Penalty Amount:
Final Amount:
Paid Amount:

Enforcement Type Description: INITIAL 3008(A) COMPLIANCE
Enforcement Action Date: 20150825
Enf Disposition Status:
Disposition Status Date:
Enforcement Lead Agency:
Proposed Penalty Amount:
Final Amount:
Paid Amount:

Enforcement Type Description: FINAL 3008(A) COMPLIANCE ORDER
Enforcement Action Date: 20161103
Enf Disposition Status:
Disposition Status Date:
Enforcement Lead Agency:
Proposed Penalty Amount:
Final Amount: 18650

Paid Amount: 18650

Enforcement Type Description: INITIAL 3008(A) COMPLIANCE
Enforcement Action Date: 20160831
Enf Disposition Status:
Disposition Status Date:
Enforcement Lead Agency:
Proposed Penalty Amount:
Final Amount:
Paid Amount:

Violation Details

Citation:
Violation Short Description: TSD IS-Contingency Plan and Emergency Procedures
Violation Determined Date: 20141007
Return to Compliance Date: 20161103
Violation Responsible Agency: State

Enforcement Details

Enforcement Type Description: WRITTEN INFORMAL
Enforcement Action Date: 20141020
Enf Disposition Status:
Disposition Status Date:
Enforcement Lead Agency:
Proposed Penalty Amount:
Final Amount:
Paid Amount:

Enforcement Type Description: INITIAL 3008(A) COMPLIANCE
Enforcement Action Date: 20160831
Enf Disposition Status:
Disposition Status Date:
Enforcement Lead Agency:
Proposed Penalty Amount:
Final Amount:
Paid Amount:

Enforcement Type Description: FINAL 3008(A) COMPLIANCE ORDER
Enforcement Action Date: 20161103
Enf Disposition Status:
Disposition Status Date:
Enforcement Lead Agency:
Proposed Penalty Amount:
Final Amount: 18650
Paid Amount: 18650

Enforcement Type Description: INITIAL 3008(A) COMPLIANCE
Enforcement Action Date: 20150825
Enf Disposition Status:
Disposition Status Date:
Enforcement Lead Agency:
Proposed Penalty Amount:
Final Amount:
Paid Amount:

Violation Details

Citation:
Violation Short Description: TSD IS-Preparedness and Prevention
Violation Determined Date: 20141007
Return to Compliance Date: 20161103
Violation Responsible Agency: State

Enforcement Details

Enforcement Type Description: INITIAL 3008(A) COMPLIANCE
Enforcement Action Date: 20160831
Enf Disposition Status:
Disposition Status Date:
Enforcement Lead Agency:
Proposed Penalty Amount:
Final Amount:
Paid Amount:

Enforcement Type Description: INITIAL 3008(A) COMPLIANCE
Enforcement Action Date: 20150825
Enf Disposition Status:
Disposition Status Date:
Enforcement Lead Agency:
Proposed Penalty Amount:
Final Amount:
Paid Amount:

Enforcement Type Description: WRITTEN INFORMAL
Enforcement Action Date: 20141020
Enf Disposition Status:
Disposition Status Date:
Enforcement Lead Agency:
Proposed Penalty Amount:
Final Amount:
Paid Amount:

Enforcement Type Description: FINAL 3008(A) COMPLIANCE ORDER
Enforcement Action Date: 20161103
Enf Disposition Status:
Disposition Status Date:
Enforcement Lead Agency:
Proposed Penalty Amount:
Final Amount: 18650
Paid Amount: 18650

Violation Details

Citation:
Violation Short Description: State Statute or Regulation
Violation Determined Date: 20141007
Return to Compliance Date: 20161103
Violation Responsible Agency: State

Enforcement Details

Enforcement Type Description: INITIAL 3008(A) COMPLIANCE
Enforcement Action Date: 20160831
Enf Disposition Status:
Disposition Status Date:
Enforcement Lead Agency:
Proposed Penalty Amount:
Final Amount:
Paid Amount:

Enforcement Type Description: FINAL 3008(A) COMPLIANCE ORDER
Enforcement Action Date: 20161103
Enf Disposition Status:
Disposition Status Date:
Enforcement Lead Agency:
Proposed Penalty Amount:
Final Amount: 18650
Paid Amount: 18650

Enforcement Type Description: INITIAL 3008(A) COMPLIANCE
Enforcement Action Date: 20150825
Enf Disposition Status:
Disposition Status Date:
Enforcement Lead Agency:
Proposed Penalty Amount:
Final Amount:
Paid Amount:

Enforcement Type Description: WRITTEN INFORMAL
Enforcement Action Date: 20141020
Enf Disposition Status:
Disposition Status Date:
Enforcement Lead Agency:
Proposed Penalty Amount:
Final Amount:
Paid Amount:

Violation Details

Citation:
Violation Short Description: TSD IS-Container Use and Management
Violation Determined Date: 20141007
Return to Compliance Date: 20161103
Violation Responsible Agency: State

Enforcement Details

Enforcement Type Description: WRITTEN INFORMAL
Enforcement Action Date: 20141020
Enf Disposition Status:
Disposition Status Date:
Enforcement Lead Agency:
Proposed Penalty Amount:
Final Amount:
Paid Amount:

Enforcement Type Description: INITIAL 3008(A) COMPLIANCE
Enforcement Action Date: 20160831
Enf Disposition Status:
Disposition Status Date:
Enforcement Lead Agency:
Proposed Penalty Amount:
Final Amount:
Paid Amount:

Enforcement Type Description: FINAL 3008(A) COMPLIANCE ORDER
Enforcement Action Date: 20161103
Enf Disposition Status:
Disposition Status Date:
Enforcement Lead Agency:
Proposed Penalty Amount:
Final Amount: 18650
Paid Amount: 18650

Enforcement Type Description: INITIAL 3008(A) COMPLIANCE
Enforcement Action Date: 20150825
Enf Disposition Status:
Disposition Status Date:
Enforcement Lead Agency:
Proposed Penalty Amount:
Final Amount:
Paid Amount:

Evaluation Details

Evaluation Start Date: 20170620
Evaluation Type Description: COMPLIANCE EVALUATION INSPECTION ON-SITE
Violation Short Description:
Return to Compliance Date:
Evaluation Agency: State

Evaluation Details

Evaluation Start Date: 20161103
Evaluation Type Description: NOT A SIGNIFICANT NON-COMPLIER
Violation Short Description:
Return to Compliance Date:
Evaluation Agency: State

Evaluation Details

Evaluation Start Date: 20150612
Evaluation Type Description: SIGNIFICANT NON-COMPLIER
Violation Short Description: TSD IS-Container Use and Management
Return to Compliance Date: 20161103
Evaluation Agency: State

Evaluation Details

Evaluation Start Date: 20150612
Evaluation Type Description: SIGNIFICANT NON-COMPLIER
Violation Short Description: TSD IS-Contingency Plan and Emergency Procedures
Return to Compliance Date: 20161103
Evaluation Agency: State

Evaluation Details

Evaluation Start Date: 20150612
Evaluation Type Description: SIGNIFICANT NON-COMPLIER
Violation Short Description: Generators - Pre-transport
Return to Compliance Date: 20161103
Evaluation Agency: State

Evaluation Details

Evaluation Start Date: 20150612
Evaluation Type Description: SIGNIFICANT NON-COMPLIER
Violation Short Description: State Statute or Regulation
Return to Compliance Date: 20161103
Evaluation Agency: State

Evaluation Details

Evaluation Start Date: 20150612
Evaluation Type Description: SIGNIFICANT NON-COMPLIER
Violation Short Description: TSD IS-Preparedness and Prevention
Return to Compliance Date: 20161103
Evaluation Agency: State

Evaluation Details

Evaluation Start Date: 20150612
Evaluation Type Description: SIGNIFICANT NON-COMPLIER
Violation Short Description: Generators - General
Return to Compliance Date: 20161103

Evaluation Agency: State

Evaluation Details

Evaluation Start Date: 20150612
Evaluation Type Description: SIGNIFICANT NON-COMPLIER
Violation Short Description: TSD IS-General Facility Standards
Return to Compliance Date: 20161103
Evaluation Agency: State

Evaluation Details

Evaluation Start Date: 20141007
Evaluation Type Description: COMPLIANCE EVALUATION INSPECTION ON-SITE
Violation Short Description: TSD IS-Container Use and Management
Return to Compliance Date: 20161103
Evaluation Agency: State

Evaluation Details

Evaluation Start Date: 20141007
Evaluation Type Description: COMPLIANCE EVALUATION INSPECTION ON-SITE
Violation Short Description: Generators - General
Return to Compliance Date: 20161103
Evaluation Agency: State

Evaluation Details

Evaluation Start Date: 20141007
Evaluation Type Description: COMPLIANCE EVALUATION INSPECTION ON-SITE
Violation Short Description: TSD IS-Contingency Plan and Emergency Procedures
Return to Compliance Date: 20161103
Evaluation Agency: State

Evaluation Details

Evaluation Start Date: 20141007
Evaluation Type Description: COMPLIANCE EVALUATION INSPECTION ON-SITE
Violation Short Description: Generators - Pre-transport
Return to Compliance Date: 20161103
Evaluation Agency: State

Evaluation Details

Evaluation Start Date: 20141007
Evaluation Type Description: COMPLIANCE EVALUATION INSPECTION ON-SITE
Violation Short Description: State Statute or Regulation
Return to Compliance Date: 20161103
Evaluation Agency: State

Evaluation Details

Evaluation Start Date: 20141007
Evaluation Type Description: COMPLIANCE EVALUATION INSPECTION ON-SITE
Violation Short Description: TSD IS-Preparedness and Prevention
Return to Compliance Date: 20161103
Evaluation Agency: State

Evaluation Details

Evaluation Start Date: 20141007
Evaluation Type Description: COMPLIANCE EVALUATION INSPECTION ON-SITE
Violation Short Description: TSD IS-General Facility Standards
Return to Compliance Date: 20161103
Evaluation Agency: State

Handler Summary

Importer Activity: No
Mixed Waste Generator: No
Transporter Activity: No
Transfer Facility: No
Onsite Burner Exemption: No
Furnace Exemption: No
Underground Injection Activity: No
Commercial TSD: No
Used Oil Transporter: No
Used Oil Transfer Facility: No
Used Oil Processor: No
Used Oil Refiner: No
Used Oil Burner: No
Used Oil Market Burner: No
Used Oil Spec Marketer: No

Hazardous Waste Handler Details

Sequence No: 1
Receive Date: 20160301
Handler Name: TRIDENT PRECISION MANUFACTURING INC
Generator Status Universe: Large Quantity Generator
Source Type: B

Waste Code Details

Hazardous Waste Code: D001
Waste Code Description: IGNITABLE WASTE

Hazardous Waste Code: D002
Waste Code Description: CORROSIVE WASTE

Hazardous Waste Code: D005
Waste Code Description: BARIUM

Hazardous Waste Code: D006
Waste Code Description: CADMIUM

Hazardous Waste Code: D007
Waste Code Description: CHROMIUM

Hazardous Waste Code: D035
Waste Code Description: METHYL ETHYL KETONE

Hazardous Waste Code: F003
Waste Code Description: THE FOLLOWING SPENT NONHALOGENATED SOLVENTS: XYLENE, ACETONE, ETHYL ACETATE, ETHYL BENZENE, ETHYL ETHER, METHYL ISOBUTYL KETONE, N-BUTYL ALCOHOL, CYCLOHEXANONE, AND METHANOL; ALL SPENT SOLVENT MIXTURES/BLENDS CONTAINING, BEFORE USE, ONLY THE ABOVE SPENT NONHALOGENATED SOLVENTS; AND ALL SPENT SOLVENT MIXTURES/BLENDS CONTAINING, BEFORE USE, ONE OR MORE OF THE ABOVE NONHALOGENATED SOLVENTS, AND A TOTAL OF TEN PERCENT OR MORE (BY VOLUME) OF ONE OR MORE OF THOSE SOLVENTS LISTED IN F001, F002, F004, AND F005; AND STILL BOTTOMS FROM THE RECOVERY OF THESE SPENT SOLVENTS AND SPENT SOLVENT MIXTURES.

Hazardous Waste Code: F005
Waste Code Description: THE FOLLOWING SPENT NONHALOGENATED SOLVENTS: TOLUENE, METHYL ETHYL KETONE, CARBON DISULFIDE, ISOBUTANOL, PYRIDINE, BENZENE, 2-ETHOXYETHANOL, AND 2-NITROPROPANE; ALL SPENT SOLVENT MIXTURES/BLENDS CONTAINING, BEFORE USE, A TOTAL OF TEN PERCENT OR MORE (BY

VOLUME) OF ONE OR MORE OF THE ABOVE NONHALOGENATED SOLVENTS OR THOSE SOLVENTS LISTED IN F001, F002, OR F004; AND STILL BOTTOMS FROM THE RECOVERY OF THESE SPENT SOLVENTS AND SPENT SOLVENT MIXTURES.

Hazardous Waste Handler Details

Sequence No: 1
Receive Date: 20120403
Handler Name: TRIDENT PRECISION MANUFACTURING
Generator Status Universe: Large Quantity Generator
Source Type: N

Waste Code Details

Hazardous Waste Code: D001
Waste Code Description: IGNITABLE WASTE

Hazardous Waste Code: D003
Waste Code Description: REACTIVE WASTE

12	1 of 2	E	0.23 / 1,195.54	389.46 / 3	WEBSTER CENTRAL SCHOOL DISTRICT BUS GARAGE 1000 DOCUMENT DRIVE WEBSTER NY 14580	AST

Site ID: 51628
Site Status: Active
Program No: 8-600829
Program Type Code: PBS
Program Type Desc: Petroleum Bulk Storage Program
Site Type: School
Expiry: 2021/08/01
County: Monroe
UTM X: 300490.49646
UTM Y: 4788161.22322

Tank Information

Tank ID: 158646
Tank No: 010
Tank Status: 1
Tank Status Desc: In Service
Tank Model:
Tank Type: 01
Tank Type Desc: Steel/Carbon Steel/Iron
Capacity (Gal): 500
Pipe Model:
Install Date: 2000-12-01 00:00:00
Close Date:
Modified by: WLSTEVEN
Last Modified: 2017-04-14 14:30:47.863000000
Tank Out of Service Date:
Prog No: 8-600829
Test Method: NN
Registered: True
Red Tag Start Date:
Red Tag End Date:
UDC Ind: 0
Tank Last Test:
Tank Next Test Due:
Line Last Test Due:
Next Line Test Due:
Line Test Method:
Class A Operator:
Class B Operator:
Subpart: 4
Subpart Desc: Subpart 4 contains requirements for ASTs (aboveground storage tanks).
Category: 2
Category Desc: Category 2 means a tank which was installed from December 27, 1986 through October 11, 2015
Tank Location: 3
Tank Location Desc: Aboveground on saddles, legs, stilts, rack or cradle
Tank Owner Name: KITTY R HOW
Tank Owner Address: 119 SOUTH AVENUE WEBSTER, NY. 14580

Material Information

Material Code: 0022
Material Name: waste oil/used oil
Percent: 100.00

Equipment Information

Equipment: F00
Code Name: None
Type: Pipe External Protection

Equipment: J02
Code Name: Suction Dispenser
Type: Dispenser

Equipment: L09
Code Name: Exempt Suction Piping
Type: Piping Leak Detection

Equipment: K00
Code Name: None
Type: Spill Prevention

Equipment: C00
Code Name: No Piping
Type: Pipe Location

Equipment: A00
Code Name: None
Type: Tank Internal Protection

Equipment: H00
Code Name: None
Type: Tank Leak Detection

Equipment: E00
Code Name: None
Type: Piping Secondary Containment

Equipment: D00
Code Name: No Piping
Type: Pipe Type

Equipment: G01
Code Name: Diking (Aboveground)
Type: Tank Secondary Containment

Equipment: B01
Code Name: Painted/Asphalt Coating
Type: Tank External Protection

Equipment: I03
Code Name: Automatic Shut-Off
Type: Overfill

Equipment: I04
Code Name: Product Level Gauge (A/G)
Type: Overfill

Tank Information

Tank ID:	240697	***Prog No:***	8-600829
Tank No:	012	***Test Method:***	NN
Tank Status:	1	***Registered:***	True
Tank Status Desc:	In Service	***Red Tag Start Date:***	
Tank Model:		***Red Tag End Date:***	
Tank Type:	01	***UDC Ind:***	1
Tank Type Desc:	Steel/Carbon Steel/Iron	***Tank Last Test:***	
Capacity (Gal):	275	***Tank Next Test Due:***	
Pipe Model:		***Line Last Test Due:***	
Install Date:	2011-03-28 00:00:00	***Next Line Test Due:***	

Close Date:
Modified by: WLSTEVEN
Last Modified: 2017-04-14 14:30:47.863000000
Tank Out of Service Date:
Line Test Method:
Class A Operator:
Class B Operator:
Subpart: 4
Subpart Desc: Subpart 4 contains requirements for ASTs (aboveground storage tanks).
Category: 2
Category Desc: Category 2 means a tank which was installed from December 27, 1986 through October 11, 2015
Tank Location: 3
Tank Location Desc: Aboveground on saddles, legs, stilts, rack or cradle
Tank Owner Name: KITTY R HOW
Tank Owner Address: 119 SOUTH AVENUE WEBSTER, NY. 14580

Material Information

Material Code: 0015
Material Name: motor oil
Percent: 100.00

Equipment Information

Equipment: L00
Code Name: None
Type: Piping Leak Detection

Equipment: H00
Code Name: None
Type: Tank Leak Detection

Equipment: I04
Code Name: Product Level Gauge (A/G)
Type: Overfill

Equipment: G00
Code Name: None
Type: Tank Secondary Containment

Equipment: J02
Code Name: Suction Dispenser
Type: Dispenser

Equipment: D01
Code Name: Steel/Carbon Steel/Iron
Type: Pipe Type

Equipment: A00
Code Name: None
Type: Tank Internal Protection

Equipment: K00
Code Name: None
Type: Spill Prevention

Equipment: B01
Code Name: Painted/Asphalt Coating
Type: Tank External Protection

Equipment: E00
Code Name: None
Type: Piping Secondary Containment

Equipment: F00
Code Name: None
Type: Pipe External Protection

Equipment: C01
Code Name: Aboveground

Type: Pipe Location

Tank Information

Tank ID:	240696	**Prog No:**	8-600829
Tank No:	011	**Test Method:**	NN
Tank Status:	1	**Registered:**	True
Tank Status Desc:	In Service	**Red Tag Start Date:**	
Tank Model:		**Red Tag End Date:**	
Tank Type:	01	**UDC Ind:**	1
Tank Type Desc:	Steel/Carbon Steel/Iron	**Tank Last Test:**	
Capacity (Gal):	12000	**Tank Next Test Due:**	
Pipe Model:	E	**Line Last Test Due:**	
Install Date:	2011-01-04 00:00:00	**Next Line Test Due:**	
Close Date:		**Line Test Method:**	
Modified by:	WLSTEVEN	**Class A Operator:**	
Last Modified:	2017-04-14 14:30:47.863000000	**Class B Operator:**	
Tank Out of Service Date:			

Subpart: 4
Subpart Desc: Subpart 4 contains requirements for ASTs (aboveground storage tanks).
Category: 2
Category Desc: Category 2 means a tank which was installed from December 27, 1986 through October 11, 2015
Tank Location: 3
Tank Location Desc: Aboveground on saddles, legs, stilts, rack or cradle
Tank Owner Name: KITTY R HOW
Tank Owner Address: 119 SOUTH AVENUE WEBSTER, NY. 14580

Material Information

Material Code: 0008
Material Name: diesel
Percent: 100.00

Equipment Information

Equipment: I04
Code Name: Product Level Gauge (A/G)
Type: Overfill

Equipment: J01
Code Name: Pressurized Dispenser
Type: Dispenser

Equipment: G09
Code Name: Modified Double-Walled (Aboveground)
Type: Tank Secondary Containment

Equipment: L07
Code Name: Pressurized Piping Leak Detector
Type: Piping Leak Detection

Equipment: E04
Code Name: Double walled UG
Type: Piping Secondary Containment

Equipment: C02
Code Name: Underground/On-ground
Type: Pipe Location

Equipment: F05
Code Name: Jacketed
Type: Pipe External Protection

Equipment: A00
Code Name: None

Type: Tank Internal Protection

Equipment: K01
Code Name: Catch Basin
Type: Spill Prevention

Equipment: D11
Code Name: Flexible Piping
Type: Pipe Type

Equipment: B01
Code Name: Painted/Asphalt Coating
Type: Tank External Protection

Equipment: L01
Code Name: Interstitial - Electronic Monitoring
Type: Piping Leak Detection

Equipment: H01
Code Name: Interstitial - Electronic Monitoring
Type: Tank Leak Detection

Tank Information

Tank ID:	158645	**Prog No:**	8-600829
Tank No:	009	**Test Method:**	NN
Tank Status:	3	**Registered:**	True
Tank Status Desc:	Closed - Removed	**Red Tag Start Date:**	
Tank Model:		**Red Tag End Date:**	
Tank Type:	01	**UDC Ind:**	1
Tank Type Desc:	Steel/Carbon Steel/Iron	**Tank Last Test:**	
Capacity (Gal):	12000	**Tank Next Test Due:**	
Pipe Model:		**Line Last Test Due:**	
Install Date:	2000-12-01 00:00:00	**Next Line Test Due:**	
Close Date:	2011-01-04 00:00:00	**Line Test Method:**	
Modified by:	WLSTEVEN	**Class A Operator:**	
Last Modified:	2017-04-14 14:30:47.863000000	**Class B Operator:**	

Tank Out of Service Date:
Subpart:
Subpart Desc:
Category: 2
Category Desc: Category 2 means a tank which was installed from December 27, 1986 through October 11, 2015
Tank Location: 3
Tank Location Desc: Aboveground on saddles, legs, stilts, rack or cradle
Tank Owner Name:
Tank Owner Address:

Material Information

Material Code: 0008
Material Name: diesel
Percent: 100.00

Equipment Information

Equipment: G03
Code Name: Vault (w/o access)
Type: Tank Secondary Containment

Equipment: C03
Code Name: Aboveground/Underground Combination
Type: Pipe Location

Equipment: A00
Code Name: None

Type: Tank Internal Protection

Equipment: I02
Code Name: High Level Alarm
Type: Overfill

Equipment: J02
Code Name: Suction Dispenser
Type: Dispenser

Equipment: D08
Code Name: Equivalent Technology
Type: Pipe Type

Equipment: H01
Code Name: Interstitial - Electronic Monitoring
Type: Tank Leak Detection

Equipment: F99
Code Name: Other
Type: Pipe External Protection

Equipment: B05
Code Name: Jacketed
Type: Tank External Protection

Affiliation Information

Affiliation Type: 11
Affiliation Name: Emergency Contact
Affiliation Sub Type: NNN
Company: WEBSTER CENTRAL SCHOOL DISTRICT
Contact Title:
Contact Name: JIM MORRIS
Address1:
Address2:
City:
State: NN
Zipcode:
Country Code: 999
Phone: (585) 729-8932
Phone Ext:
Email:
Fax:
Modified By: TFGRASEK
Last Modified: 2015-02-26 10:47:30.590000000

Affiliation Information

Affiliation Type: 07
Affiliation Name: Mail Contact
Affiliation Sub Type: NNN
Company: WEBSTER CENTRAL SCHOOL DISTRICT
Contact Title:
Contact Name: TRANSPORTATION MANAGER
Address1: 1000 DOCUMENT DRIVE
Address2:
City: WEBSTER
State: NY
Zipcode: 14580
Country Code: 001
Phone: (585) 265-3600
Phone Ext:
Email: JAMES_MORRIS@WEBSTERSCHOOLS.ORG
Fax:
Modified By: MAPERSSO
Last Modified: 2016-08-19 11:41:46.073000000

Affiliation Information

Affiliation Type:	01
Affiliation Name:	Facility Owner
Affiliation Sub Type:	C01
Company:	WEBSTER CENTRAL SCHOOL DISTRICT
Contact Title:	DIRECTOR OF OPERATIONS
Contact Name:	JOSEPH PUSTULKA
Address1:	1000 DOCUMENT DRIVE
Address2:	
City:	WEBSTER
State:	NY
Zipcode:	14580
Country Code:	001
Phone:	(585) 216-0201
Phone Ext:	
Email:	
Fax:	
Modified By:	SJWALSH
Last Modified:	2016-11-01 08:18:04.727000000

Affiliation Information

Affiliation Type:	04
Affiliation Name:	Facility Operator
Affiliation Sub Type:	NNN
Company:	WEBSTER CENTRAL SCHOOL DISTRICT
Contact Title:	
Contact Name:	WEBSTER CENTRAL SCHOOL DISTRICT
Address1:	
Address2:	
City:	
State:	NN
Zipcode:	
Country Code:	001
Phone:	(585) 265-3840
Phone Ext:	
Email:	
Fax:	
Modified By:	MAPERSSO
Last Modified:	2015-03-04 14:08:07.563000000

12	*2 of 2*	*E*	*0.23 / 1,195.54*	*389.46 / 3*	***WEBSTER SCHOOL BUS GARAGE 1000 DOCUMENT DRIVE WEBSTER NY 14580***	***NY SPILLS***

Spill No:	0270408	***Spill Date:***	2002-10-10 14:35:00
Site ID:	126466	***Rcvd Date:***	2002-10-10 16:00:00
DER Facility ID:	109325	***CAC Date:***	2003-10-30 00:00:00
CID:		***Insp Date:***	
Program Type:	ER	***Close Date:***	2003-10-30 00:00:00
SWIS Code:	2854	***Create Date:***	2002-10-10 16:44:00
Contribute Factor:	Equipment Failure	***Update Date:***	2008-08-18 13:24:07.423000000
Water Body:		***DEC Region:***	8
Source:	Institutional, Educational, Gov., Other	***Lead DEC:***	CAHETTEN
Class:	C3	***Reported by:***	DEC
Meets Std:	False	***Referred to:***	
Penalty:	False	***County:***	Monroe
REM Phase:	0	***Latitude(s):***	43.219561369
After Hours:	False	***Longitude(s):***	-77.455757224
UST Trust:	False		
Caller Remark:			

WHILE PERFORMING A PBS INSPECTION AT THE FACILITY, C. MCKENZIE NOTICED DIESEL PRODUCT IN THE CONTAINMENT SUMP UNDER

THE DIESEL DISPENSER AND PRODUCT SEEPING FROM THE NOZZLE SWIVEL HOSE CONNECTIONS. DON DIPPLE OF WEBSTER SCHOOLS THINKS THE PRODUCT IN THE SUMP WAS PROBABLY RELEASED WHEN A SHEAR VALVE WAS REPAIRED. FAXED TO MCHD ON 10/15/02 AT 1110 HRS.

DEC Remark:

Prior to Sept, 2004 data translation this spill Lead_DEC Field was CH 10/10/02: WEBSTER SCHOOL TO HAVE THE SUMP CLEANED OUT AND WILL PROVIDE PICTURES OF THE COMPLETED CLEANUP TO THE DEPARTMENT. THE DISPENSER IN QUESTION IS THE ONLY ONE THAT SERVES THE ABOVE GROUND VAULTED 12,000 GALLON DIESEL TANK. 10/30/2003 BASED ON REVIEW OF DATABASE, NO FURTHER ACTION IS NEEDED BY SPILLS AT THIS TIME. 08/18/08: PAPER FILE REMOVED PER FILE RETENTION POLICY.

Spiller Information

Spiller Name:	JOHN BODAK	***Spiller Zip:***	14580-
Spiller Company:	WEBSTER CENTRAL SCHOOL DS	***Spiller Country:***	001
Spiller Address:	119 SOUTH STREET	***Contact Name:***	SCOTT DANIELS
Spiller City:	WEBSTER	***Contact Phone:***	(585) 216-0200
Spiller State:	NY	***Contact Ext:***	

Material Information

OP Unit ID:	865172	***Med Air:***	False
OU:	01	***Med Ind Air:***	False
Material ID:	555379	***Med GW:***	False
Material Code:	0008	***Med SW:***	False
Material Name:	diesel	***Med DW:***	False
CAS No:		***Med Sewer:***	False
Material Family:	Petroleum	***Med Surf:***	False
Quantity:	.00	***Med Subway:***	False
Units:	G	***Med Utility:***	False
Recovered:	.00	***Oxygenate:***	
Med Soil:	True		

13	1 of 1	NNE	0.25 / 1,317.28	383.85 / -3	VANBUREN (STEVE) PROPERTY 762 SAFFRON LANE WEBSTER NY 14580	NY SPILLS

Spill No:	0270184	***Spill Date:***	2002-06-20 12:30:00
Site ID:	101576	***Rcvd Date:***	2002-06-20 13:35:00
DER Facility ID:	89995	***CAC Date:***	2002-08-01 00:00:00
CID:		***Insp Date:***	
Program Type:	ER	***Close Date:***	2003-10-29 00:00:00
SWIS Code:	2854	***Create Date:***	2002-06-20 13:40:00
Contribute Factor:	Unknown	***Update Date:***	2008-08-18 13:41:19.150000000
Water Body:		***DEC Region:***	8
Source:	Private Dwelling	***Lead DEC:***	TGHALL
Class:	C3	***Reported by:***	Other
Meets Std:	True	***Referred to:***	
Penalty:	False	***County:***	Monroe
REM Phase:	0	***Latitude(s):***	43.224671570
After Hours:	False	***Longitude(s):***	-77.464650130
UST Trust:	False		
Caller Remark:			

WHILE REMOVING A 500 GALLON UNDERGROUND #2 FUEL TANK, CONTAMINATED SOILS WERE ENCOUNTERED. CONTAMINATION APPEARS TO BE MINIMAL. FRED LEWIS TO CONTACT THE HOMEOWNER ABOUT THE CONTAMINATION. FAXED TO MCHD ON 06/20/2002 AT 1342 HRS.

DEC Remark:

Prior to Sept, 2004 data translation this spill Lead_DEC Field was TH 06/20/2002 CONTAMINATED SOILS TO BE LANDFILLED. 08/13/2002: HALL TELCON WITH FRED LEWIS. CONTAININATED SOILS ARE BEING EXCAVATED OUT AND TRANSPORTED TO HIGH ACRES LANDFILL. ~30 TONS REMOVED. EXCAVATION SAMPLE RESULTS WILL BE SUBMITTED ALONG WITH DISPOSAL DOCUMENTATION. 10/29/2003: CLOSURE DOCUMENTATION RECEIVED IN SPILLS UNIT. NO FURTHER ACTION REQUIRED-CLOSED. 08/18/08: PAPER FILE REMOVED PER FILE RETENTION POLICY.

Spiller Information

Spiller Name:	STEVE VANBUREN	***Spiller Zip:***	14580-
Spiller Company:	VANBUREN (STEVE) PROPERTY	***Spiller Country:***	001
Spiller Address:	762 SAFFRON LANE	***Contact Name:***	STEVE VANBUREN
Spiller City:	WEBSTER	***Contact Phone:***	(585) 671-7095
Spiller State:	NY	***Contact Ext:***	

Material Information

OP Unit ID:	867292	***Med Air:***	False
OU:	01	***Med Ind Air:***	False
Material ID:	510440	***Med GW:***	False
Material Code:	0001A	***Med SW:***	False
Material Name:	#2 fuel oil	***Med DW:***	False
CAS No:		***Med Sewer:***	False
Material Family:	Petroleum	***Med Surf:***	False
Quantity:	.00	***Med Subway:***	False
Units:	G	***Med Utility:***	False
Recovered:	.00	***Oxygenate:***	
Med Soil:	True		

14	***1 of 1***	***SSE***	***0.28 / 1,498.63***	***402.81 / 16***	***ROUTE 104 AT HARD ROAD RT 104 & HARD ROAD WEBSTER NY***	***NY SPILLS***

Spill No:	9709131	***Spill Date:***	1997-11-04 16:46:00
Site ID:	193658	***Rcvd Date:***	1997-11-04 17:00:00
DER Facility ID:	161472	***CAC Date:***	1997-11-04 00:00:00
CID:	999	***Insp Date:***	
Program Type:	ER	***Close Date:***	1997-11-04 00:00:00
SWIS Code:	2854	***Create Date:***	1997-11-05 00:00:00
Contribute Factor:	Unknown	***Update Date:***	1997-11-10 00:00:00
Water Body:		***DEC Region:***	8
Source:	Unknown	***Lead DEC:***	JRMARCHI
Class:	C5	***Reported by:***	Health Department
Meets Std:	False	***Referred to:***	
Penalty:	False	***County:***	Monroe
REM Phase:	0	***Latitude(s):***	43.214098025
After Hours:	True	***Longitude(s):***	-77.461242887
UST Trust:	False		
Caller Remark:			

APPEARS AS IF OIL PAN ON A VEHICLE LEAKED, LEAVING AN 8FT WIDE, MILE LONG STAIN ON THE ROADWAY. JM SPOKE TO DIANE MADAK. SHEEN ON THE ROADWAY. DOT WAS NOTIFIED AND IS TO APPLY SAND. NO FURTHER ACTION NECESSARY. CLOSED 11/04/97.

DEC Remark:

Prior to Sept, 2004 data translation this spill Lead_DEC Field was JM

Spiller Information

Spiller Name:	UNKNOWN	***Spiller Zip:***	
Spiller Company:	Unknown	***Spiller Country:***	999
Spiller Address:	UNKNOWN	***Contact Name:***	UNK
Spiller City:	UNKNOWN	***Contact Phone:***	(000) 000-0000
Spiller State:	NY	***Contact Ext:***	

Material Information

OP Unit ID:	1055514	***Med Air:***	False
OU:	01	***Med Ind Air:***	False

Material ID:	553420	**Med GW:**	False
Material Code:	0015	**Med SW:**	False
Material Name:	motor oil	**Med DW:**	False
CAS No:		**Med Sewer:**	False
Material Family:	Petroleum	**Med Surf:**	False
Quantity:	.00	**Med Subway:**	False
Units:	G	**Med Utility:**	False
Recovered:	.00	**Oxygenate:**	
Med Soil:	True		

15	1 of 1	WNW	0.30 / 1,580.22	379.75 / -7	837 INDEPENDENCE AVE 837 INDEPENDENCE AVE WEBSTER NY 14580	NY SPILLS

Spill No:	8908509	**Spill Date:**	1989-11-26 12:00:00
Site ID:	67928	**Rcvd Date:**	1989-11-27 13:10:00
DER Facility ID:	64833	**CAC Date:**	1989-12-20 00:00:00
CID:		**Insp Date:**	
Program Type:	ER	**Close Date:**	1989-12-20 00:00:00
SWIS Code:	2854	**Create Date:**	1990-01-29 00:00:00
Contribute Factor:	Deliberate	**Update Date:**	2006-02-24 11:32:00.077000000
Water Body:		**DEC Region:**	8
Source:	Commercial/Industrial	**Lead DEC:**	CAHETTEN
Class:	C3	**Reported by:**	Citizen
Meets Std:	True	**Referred to:**	
Penalty:	False	**County:**	Monroe
REM Phase:	0	**Latitude(s):**	43.223397220
After Hours:	False	**Longitude(s):**	-77.474042570
UST Trust:	False		
Caller Remark:			

SEVERAL GALLONS OF MOTOR OIL NOTED BY NOTIFIER 100' FROM SHIPBUILDERS CREEK.

DEC Remark:

11/27/89: 11-27-89 CH CALLS MONROE CO HELATH-GREG BEYLER ON 11-28-89. BEYLER IS TO INVESTIGATE. GREG SAYS THEY HAD DUMPED OIL. THERE WAS NO CLEANUP NECESSARY. ALSO ADVISED THEM NOT TO CONTINUE THIS PRACTICE. 2/24/06 PAPER FILE REMOVED PER FILE RETENTION POLICY.

Spiller Information

Spiller Name:		**Spiller Zip:**	14580
Spiller Company:	UNKNOWN	**Spiller Country:**	001
Spiller Address:	837 INDEPENDENCE AVE	**Contact Name:**	
Spiller City:	WEBSTER	**Contact Phone:**	
Spiller State:	NY	**Contact Ext:**	

Material Information

OP Unit ID:	933565	**Med Air:**	False
OU:	01	**Med Ind Air:**	False
Material ID:	445249	**Med GW:**	False
Material Code:	0022	**Med SW:**	False
Material Name:	waste oil/used oil	**Med DW:**	False
CAS No:		**Med Sewer:**	False
Material Family:	Petroleum	**Med Surf:**	False
Quantity:	5.00	**Med Subway:**	False
Units:	G	**Med Utility:**	False
Recovered:	.00	**Oxygenate:**	
Med Soil:	True		

16	1 of 5	ENE	0.31 / 1,655.14	379.30 / -7	TOWN OF WEBSTER 1005 PICTURE PARKWAY WEBSTER NY 14580	NY SPILLS

Spill No:	0270606	**Spill Date:**	2003-03-13 11:45:00
Site ID:	211352	**Rcvd Date:**	2003-03-13 13:59:00
DER Facility ID:	352066	**CAC Date:**	2003-09-23 00:00:00
CID:		**Insp Date:**	
Program Type:	ER	**Close Date:**	2003-09-23 00:00:00
SWIS Code:	2854	**Create Date:**	2003-03-13 14:03:00
Contribute Factor:	Unknown	**Update Date:**	2008-08-18 13:18:59.550000000
Water Body:		**DEC Region:**	8
Source:	Commercial/Industrial	**Lead DEC:**	TGHALL
Class:	B3	**Reported by:**	Other
Meets Std:	True	**Referred to:**	
Penalty:	False	**County:**	Monroe
REM Phase:	0	**Latitude(s):**	43.222805210
After Hours:	False	**Longitude(s):**	-77.458492500
UST Trust:	True		
Caller Remark:			

CALLER STATES THAT WHILE TESTING 2-4,000 GALLON UNDERGROUND TANKS, TANKS FAILED TEST. TO ISOLATE PIPING AND RETEST. COPY TO MCHD ON 03/13/2003 AT 1403 HRS.

DEC Remark:

Prior to Sept, 2004 data translation this spill Lead_DEC Field was TH 09/23/2003: HALL SPOKE TO PAUL FENNELL. TANK SYSTEM RE-TEST PASSED. REPORT WILL BE FORWARDED TO SPILLS/PBS. NO FURTHER ACTION REQUIRED BY SPILLS UNIT AT THIS TIME-CLOSED. 08/18/08: PAPER FILE REMOVED PER FILE RETENTION POLICY.

Spiller Information

Spiller Name:	PAUL FENNELL	**Spiller Zip:**	14580-
Spiller Company:	TOWN OF WEBSTER	**Spiller Country:**	001
Spiller Address:	1005 PICTURE PARKWAY	**Contact Name:**	PAUL FENNELL
Spiller City:	WEBSTER	**Contact Phone:**	(585) 872-1443
Spiller State:	NY	**Contact Ext:**	

Material Information

OP Unit ID:	865349	**Med Air:**	False
OU:	01	**Med Ind Air:**	False
Material ID:	510889	**Med GW:**	False
Material Code:	0008	**Med SW:**	False
Material Name:	diesel	**Med DW:**	False
CAS No:		**Med Sewer:**	False
Material Family:	Petroleum	**Med Surf:**	False
Quantity:	.00	**Med Subway:**	False
Units:	G	**Med Utility:**	False
Recovered:	.00	**Oxygenate:**	
Med Soil:	True		

16	2 of 5	ENE	0.31 / 1,655.14	379.30 / -7	T OF WEBSTER HIGHWAY DEPT 1005 PICTURE PARKWAY WEBSTER NY	NY SPILLS

Spill No:	0470171	**Spill Date:**	2004-07-13 12:00:00
Site ID:	211353	**Rcvd Date:**	2004-07-13 15:00:00
DER Facility ID:	175186	**CAC Date:**	
CID:		**Insp Date:**	
Program Type:	ER	**Close Date:**	2005-01-06 00:00:00
SWIS Code:	2854	**Create Date:**	2004-07-14 16:48:00
Contribute Factor:	Unknown	**Update Date:**	2005-01-06 09:47:52.653000000
Water Body:		**DEC Region:**	8
Source:	Institutional, Educational, Gov., Other	**Lead DEC:**	TGHALL
Class:	C3	**Reported by:**	DEC
Meets Std:	True	**Referred to:**	
Penalty:	False	**County:**	Monroe

REM Phase:	0	**Latitude(s):**	43.222798000
After Hours:	False	**Longitude(s):**	-77.458493000
UST Trust:	False		
Caller Remark:			

WHILE PERFORMING A PBS INSPECTION, IT WAS OBSERVED THAT THERE WERE STAINED SOILS BENEATH THE PUMP DISPENSER #3 FOR DIESEL FUEL. FAXED TO MCHD AT 1647 HRS.

DEC Remark:

Spiller Information

Spiller Name:	PAUL FENNELL	**Spiller Zip:**	
Spiller Company:	T OF WEBSTER HIGHWAY DEPT	**Spiller Country:**	001
Spiller Address:	1005 PICTURE PARKWAY	**Contact Name:**	PAUL FENNELL
Spiller City:	WEBSTER	**Contact Phone:**	(585) 872-1443
Spiller State:	ZZ	**Contact Ext:**	

Material Information

OP Unit ID:	890981	**Med Air:**	False
OU:	01	**Med Ind Air:**	False
Material ID:	485832	**Med GW:**	False
Material Code:	0008	**Med SW:**	False
Material Name:	diesel	**Med DW:**	False
CAS No:		**Med Sewer:**	False
Material Family:	Petroleum	**Med Surf:**	False
Quantity:	.00	**Med Subway:**	False
Units:	G	**Med Utility:**	False
Recovered:	.00	**Oxygenate:**	
Med Soil:	True		

16	3 of 5	ENE	0.31 / 1,655.14	379.30 / -7	TOWN OF WEBSTER HIGHWAY GARAGE 1005 PICTURE PARKWAY HIGHWAY GARAGE WEBSTER NY 14580	NY SPILLS

Spill No:	0903418	**Spill Date:**	2009-06-22 12:00:00
Site ID:	415524	**Rcvd Date:**	2009-06-23 10:40:00
DER Facility ID:	364622	**CAC Date:**	2009-08-24 00:00:00
CID:		**Insp Date:**	
Program Type:	ER	**Close Date:**	2010-06-29 00:00:00
SWIS Code:	2854	**Create Date:**	2009-06-23 10:46:00
Contribute Factor:	Unknown	**Update Date:**	2010-07-20 14:59:02.267000000
Water Body:		**DEC Region:**	8
Source:	Institutional, Educational, Gov., Other	**Lead DEC:**	tghall
Class:	C3	**Reported by:**	Responsible Party
Meets Std:	True	**Referred to:**	
Penalty:	False	**County:**	Monroe
REM Phase:	0	**Latitude(s):**	43.221551407
After Hours:	False	**Longitude(s):**	-77.455647219
UST Trust:			
Caller Remark:			

CALLER STATES THAT WHILE REPLACING UNDERGROUND TANKS AND DISPENSERS, CONTAMINATED SOILS NEAR FILLPORTS OF TANKS. ARROW ON SITE COVERING CONTAMINATED SOIL AND TO SAMPLE. FAXED TO MCHD ON 06/23/09 AT 1044 HRS.

DEC Remark:

6/10/10: DEC LEAD TRANSFERRED FROM TWALSH TO DDAKE FOR FOLLOWUP. MESSAGE LEFT TO GET UPDATE WITH JOE HERBST. 6/14/10: DD TELECON WITH JOE HERBST. HE WILL LOOK FOR UST CLOSURE REPORT, ANY LAB ANALYTICAL, SOIL DISPOSAL RECEIPTS AND GET BACK TO DEC. HE THOUGHT THAT 500 TONS OF CONTAMINATED SOIL MAY HAVE BEEN DUG UP, BUT HE'LL CHECK. 06/29/2010: TH MEETS WITH JOE HERBST AND RECEIVES DISPOSAL DOCUMENTATION FOR 656.81 TONS OF CONTAMINATED SOIL. EXCAVATION LIMITS WERE DETERMINED BY PID READINGS <25.0ppm. NO FURTHER ACTION REQUIRED AT THIS TIME-CLOSED.

Spiller Information

Spiller Name:		***Spiller Zip:***	
Spiller Company:		***Spiller Country:***	
Spiller Address:		***Contact Name:***	JOE HERBST
Spiller City:		***Contact Phone:***	(585) 872-1443
Spiller State:		***Contact Ext:***	

Material Information

OP Unit ID:	1171862	***Med Air:***	False
OU:	01	***Med Ind Air:***	False
Material ID:	2163697	***Med GW:***	False
Material Code:	0009	***Med SW:***	False
Material Name:	gasoline	***Med DW:***	False
CAS No:		***Med Sewer:***	False
Material Family:	Petroleum	***Med Surf:***	False
Quantity:	.00	***Med Subway:***	False
Units:	G	***Med Utility:***	False
Recovered:	.00	***Oxygenate:***	
Med Soil:	True		

16	*4 of 5*	*ENE*	*0.31 / 1,655.14*	*379.30 / -7*	***TOWN OF WEBSTER HIGHWAY FACILITY*** ***1005 PICTURE PARKWAY*** ***WEBSTER NY 14580***	***NY SPILLS***

Spill No:	0809911	***Spill Date:***	2008-12-04 14:51:00
Site ID:	407410	***Rcvd Date:***	2008-12-04 14:58:00
DER Facility ID:	352066	***CAC Date:***	2008-12-05 00:00:00
CID:		***Insp Date:***	
Program Type:	ER	***Close Date:***	2008-12-05 00:00:00
SWIS Code:	2854	***Create Date:***	2008-12-04 15:05:00
Contribute Factor:	Human Error	***Update Date:***	2009-02-03 13:40:18.500000000
Water Body:		***DEC Region:***	8
Source:	Institutional, Educational, Gov., Other	***Lead DEC:***	tghall
Class:	C3	***Reported by:***	Responsible Party
Meets Std:	False	***Referred to:***	
Penalty:	False	***County:***	Monroe
REM Phase:	0	***Latitude(s):***	43.221551407
After Hours:	False	***Longitude(s):***	-77.455647219
UST Trust:			
Caller Remark:			

CALLER STATES THAT WHILE FUELING UP A VAN DRIVER WALKED AWAY FROM VEHICLE WHILE FUELING AND SPILLED 50 GALLONS TO PAVED DRIVEWAY. SMALL AMOUNT WENT TO THE SOILS AND DRAINGE SWAIL. SPEEDI DRI APPLIED AND BOOM APPLIED AT EDGE OF ROAD AND SWAIL. SWAIL HAS ONLY STANDING WATER. PADS APPLIED TO CLEAN THE WATER OFF AS WELL. ALL MATERIALS TO BE OVERPACKED AND DISPOSED OF PROPERLY. COPY TO LAW ENFORCEMENT AND FAXED TO MCHD ON 12/04/08 AT 1505 HRS.

DEC Remark:

LAW ENFORCEMENT RESPONDING AND WILL UPDATE SPILLS. 12/05/2008: TH MEETS ON SITE WITH JOE HERBST AT 1030 HRS. CLEANUP HAS BEEN COMPLETED AND IS ACCEPTABLE. 5 DRUMS OF SOIL AND SPEEDY DRY WILL BE PICKED UP BY SAFETY KLEEN NEXT WEEK. NO FURTHER ACTION REQUIRED AT THIS TIME-CLOSED.

Spiller Information

Spiller Name:		***Spiller Zip:***	
Spiller Company:		***Spiller Country:***	
Spiller Address:		***Contact Name:***	JOE HERBST
Spiller City:		***Contact Phone:***	(585) 872-1443
Spiller State:		***Contact Ext:***	

Material Information

OP Unit ID:	1163961	***Med Air:***	False
OU:	01	***Med Ind Air:***	False
Material ID:	2155313	***Med GW:***	False
Material Code:	0009	***Med SW:***	True
Material Name:	gasoline	***Med DW:***	False
CAS No:		***Med Sewer:***	False
Material Family:	Petroleum	***Med Surf:***	True
Quantity:	50.00	***Med Subway:***	False
Units:	G	***Med Utility:***	False
Recovered:	50.00	***Oxygenate:***	
Med Soil:	True		

16	5 of 5	ENE	0.31 / 1,655.14	379.30 / -7	Webster Highway Dept. 1005 Picture Parkway Webster NY 14580	SWF/LF

Active:	Yes	***Owner Address:***	1000 Ridge Road
Activity No:	[28Y05]	***Owner Addr2:***	
Regltry Status:	Registration	***Owner City:***	Webster
Accuracy Code:		***Owner State:***	NY
Auth No:	28Y05	***Owner ZIP:***	14580
Auth Issue Dt:		***Owner Email:***	
Operator Name:		***Owner Phone:***	5858721000
Operator Type:		***Contact Name:***	Joseph Herbst
Expiration Date:		***Contact Addr:***	1005 Picture Parkway
Region:	8	***Contact Addr2:***	
County:	Monroe	***Contact City:***	Webster
East Coord:	300507	***Contact State:***	NY
North Coord:	4788312	***Contact ZIP:***	14580
Phone No:	5858721443	***Contact Email:***	jherbst@ci.webster.ny.us
Owner Name:	Town of Webster	***Contact Phone:***	5858721443
Owner Type:			
Date of Last Inspection:			
Activity Desc:	z Retired - Composting - yard waste - registration		
Waste Types:			
Status:	Active		

17	1 of 2	WNW	0.33 / 1,737.85	369.92 / -17	LAWYERS CO-OP FIVE MILE LINE RD WEBSTER NY 14580	NY SPILLS

Spill No:	7880507	***Spill Date:***	1978-05-07 12:00:00
Site ID:	191410	***Rcvd Date:***	1978-05-07 00:00:00
DER Facility ID:	159650	***CAC Date:***	1978-05-31 00:00:00
CID:		***Insp Date:***	
Program Type:	ER	***Close Date:***	1978-05-31 00:00:00
SWIS Code:	2854	***Create Date:***	2003-12-02 00:00:00
Contribute Factor:	Housekeeping	***Update Date:***	2006-02-23 11:02:55.437000000
Water Body:	SHIP BUILDERS CREEK	***DEC Region:***	8
Source:	Institutional, Educational, Gov., Other	***Lead DEC:***	PEARSON
Class:	C3	***Reported by:***	Police Department
Meets Std:	True	***Referred to:***	
Penalty:	False	***County:***	Monroe
REM Phase:	0	***Latitude(s):***	
After Hours:	True	***Longitude(s):***	
UST Trust:	False		
Caller Remark:			

SLOPPY HOUSEKEEPING IN BOILER ROOM AREA. SOURCES CLEANED UP TO PREVENTFURTHER RUN-OFF

DEC Remark:

Prior to Sept, 2004 data translation this spill Lead_DEC Field was TP 2004/02/19 - Both Spill_Time and RCVD_Time were previously blank and

replaced with 00:00 to fix a data translation problem... Bob Corcoran #2 FUEL OIL SPILLED DUE TO SLOPPY HOUSEKEEPING IN BOILER ROOM AREA. SOURCES CLEANED UP TO PREVENT FURTHER RUN-OFF. 2/23/06 PAPER FILE REMOVED PER FILE RETENTION POLICY.

Spiller Information

Spiller Name:		***Spiller Zip:***	14580
Spiller Company:	LAWYERS CO-OP	***Spiller Country:***	001
Spiller Address:	FIVE MILE LINE RD.	***Contact Name:***	
Spiller City:	WEBSTER	***Contact Phone:***	
Spiller State:	NY	***Contact Ext:***	

Material Information

OP Unit ID:	892211	***Med Air:***	False
OU:	01	***Med Ind Air:***	False
Material ID:	483301	***Med GW:***	False
Material Code:	0001A	***Med SW:***	True
Material Name:	#2 fuel oil	***Med DW:***	False
CAS No:		***Med Sewer:***	False
Material Family:	Petroleum	***Med Surf:***	False
Quantity:	.00	***Med Subway:***	False
Units:		***Med Utility:***	False
Recovered:	.00	***Oxygenate:***	
Med Soil:	False		

17	*2 of 2*	*WNW*	*0.33 / 1,737.85*	*369.92 / -17*	***WASTE MANAGEMENT FIVE MILE LINE ROAD WEBSTER NY***	***NY SPILLS***

Spill No:	0203091	***Spill Date:***	2002-06-24 08:00:00
Site ID:	177660	***Rcvd Date:***	2002-06-24 09:58:00
DER Facility ID:	283529	***CAC Date:***	2002-06-24 00:00:00
CID:	205	***Insp Date:***	
Program Type:	ER	***Close Date:***	2002-06-24 00:00:00
SWIS Code:	2800	***Create Date:***	2002-06-24 00:00:00
Contribute Factor:	Human Error	***Update Date:***	2002-06-26 00:00:00
Water Body:		***DEC Region:***	8
Source:	Commercial Vehicle	***Lead DEC:***	JRMARCHI
Class:	C4	***Reported by:***	Responsible Party
Meets Std:	False	***Referred to:***	
Penalty:	False	***County:***	Monroe
REM Phase:	0	***Latitude(s):***	
After Hours:	False	***Longitude(s):***	
UST Trust:	False		
Caller Remark:			

MECHANIC FORGOT TO PUT PLUG IN THE ENGINE AFTER AN OIL CHANGE. WHILE TRAVELING ON FIVE MILE LINE ROAD, A TRUCK LEAKED MOTOR OIL FOR 1/4 MILE TO SHOECRAFT ROAD. CLEANUP IS IN PROGRESs.

DEC Remark:

Prior to Sept, 2004 data translation this spill Lead_DEC Field was JM 06/24/2002: JM SPOKE TO MIA IOANNONE OF WASTE MANAGEMENT. SPEEDY DRI HAS BEEN APPLIED TO THE OIL. TOWN OF WEBSTER WILL SWEEP UP. NO DRAINS OR WATER BODIES WERE IMPACTED. NO FURTHER ACTION NECESSARY. FAXED TO MONROE COUNTY HEALTH DEPARTMENT ON 06/24/2002 AT 1330 HRS.

Spiller Information

Spiller Name:	MIA IOANNONE	***Spiller Zip:***	-
Spiller Company:	WASTE MANAGEMENT	***Spiller Country:***	001
Spiller Address:	1661 MT READ BOULEVARD	***Contact Name:***	CALLER
Spiller City:	ROCHESTER	***Contact Phone:***	
Spiller State:	NY	***Contact Ext:***	

Material Information

OP Unit ID:	853936	***Med Air:***	False
OU:	01	***Med Ind Air:***	False
Material ID:	520921	***Med GW:***	False
Material Code:	0022	***Med SW:***	False
Material Name:	waste oil/used oil	***Med DW:***	False
CAS No:		***Med Sewer:***	False
Material Family:	Petroleum	***Med Surf:***	False
Quantity:	8.00	***Med Subway:***	False
Units:	G	***Med Utility:***	False
Recovered:	.00	***Oxygenate:***	
Med Soil:	True		

18	***1 of 2***	***W***	***0.36 / 1,912.79***	***380.87 / -6***	***LAWYERS COOP. PUBLISHING 1 PUBLISHERS PARKWAY WEBSTER NY 14580***	***LST***

Spill No:	8606524	***Spill Date:***	1987-01-21 14:00:00
Site ID:	198756	***Rcvd Date:***	1987-01-21 15:00:00
DER Facility ID:	310215	***CAC Date:***	1987-02-10 00:00:00
CID:		***Insp Date:***	
Program Type:	ER	***Close Date:***	1987-02-10 00:00:00
SWIS Code:	2854	***Create Date:***	1987-01-22 00:00:00
Contribute Factor:	Tank Test Failure	***Update Date:***	2006-02-27 13:28:10.077000000
Water Body:		***DEC Region:***	8
Source:	Commercial/Industrial	***Lead DEC:***	BLUEY
Class:	C3	***Reported by:***	Responsible Party
Meets Std:	True	***Referred to:***	
Penalty:	False	***County:***	Monroe
REM Phase:	0	***Latitude:***	43.218309994
After Hours:	False	***Longitude:***	-77.467550001
UST Trust:	False		
Caller Remark:			

2 UG TANKS (5000 & 2000) HAVE LINE LEAKS, 2500 GAL TANK IS EMPTY, THE OTHER HAS PRODUCT BUT IS NOT IN USE

DEC Remark:

/ / : LINES AND VENTS TO BE UNCOVERED. / / : TANKS RETESTED AND REFAILED 2/5/87; TANKS REMOVED WITH NO CONTAMINATION PRESENT. 1/26/87 2500 GALLON TANK WAS TESTED WITH WATER BUT ORIGINALLY PRODUCT WAS ISOPROPYL ALCOHOL. 5000 GALLON TANK MEETS NFPA REQUIREMENTS ON LOW LEVEL TEST ONLY. 2500 TANK IS INCONCLUSIVE DUE TO HIGH WATER TABEL. 2/5/87: DEC RECEIVES NOTIFICATION FROM AMERICAN ENV. SERVICES THAT BOTH TANKS ARE TO BE REMOVED. A NEW SYSTEM WILL BE PUT IN. 2/4/87 2500 GALLON TANK IS NORMALLY FILLED WITH ISOPROYL ALCOHOL. THE TANK IS FILLED WITH WATER FOR TESTING. 5000 GALLON TANK DOES NOT MEET NFPA STANDARDS. 2500 GALLON TANK IS INCONCLUSIVE. NOTE IN FILE THAT TANKS WERE PULLED 7/2/87, WITH WEBSTER FIRE MARSHALL ONSITE. 2/24/06 PAPER FILE REMOVED PER FILE RETENTION POLICY.

Spiller Information

Spiller Name:		***Spiller Zip:***	14580
Spiller Company:	LAWYERS COOP PUBLISHING	***Spiller Country:***	001
Spiller Address:	1 PUBLISHERS PARKWAY	***Contact Name:***	
Spiller City:	WEBSTER	***Contact Phone:***	
Spiller State:	NY	***Contact Ext:***	

Material Information

OP Unit ID:	903309	***Med Air:***	False
OU:	01	***Med in Air:***	False
Material ID:	472088	***Med GW:***	True
Material Code:	0326A	***Med SW:***	False
Material Name:	isopropyl alcohol	***Med DW:***	False
CAS No:	00067630	***Med Sewer:***	False
Material Family:	Other	***Med Surf:***	False

Quantity:	.00	**Med Subway:**	False
Units:		**Med Utility:**	False
Recovered:	.00	**Oxygenate:**	
Med Soil:	False		

Tank Test Information

Spill Tank ID:	1530523	**Source:**	
Tank No:		**Leak Rate:**	.00
Tank SIze:	0	**Gross Fail:**	
Material:	0326A	**Modified by:**	Spills
EPA UST:		**Last Modified:**	2004-10-01 04:00:45.140000000
UST:		**Test Method:**	00
Cause:		**Alt Test Method:**	Unknown

18	2 of 2	W	0.36 / 1,912.79	380.87 / -6	THOMSON LEGAL PUBLISHING 1 PUBLISHERS PARKWAY WEBSTER NY	NY SPILLS

Spill No:	9611583	**Spill Date:**	1996-12-20 11:00:00
Site ID:	198757	**Rcvd Date:**	1996-12-20 17:12:00
DER Facility ID:	165420	**CAC Date:**	1996-12-20 00:00:00
CID:	267	**Insp Date:**	
Program Type:	ER	**Close Date:**	1996-12-20 00:00:00
SWIS Code:	2854	**Create Date:**	1996-12-20 00:00:00
Contribute Factor:	Equipment Failure	**Update Date:**	1997-03-20 00:00:00
Water Body:		**DEC Region:**	8
Source:	Commercial/Industrial	**Lead DEC:**	TPWALSH
Class:	D4	**Reported by:**	Other
Meets Std:	True	**Referred to:**	
Penalty:	False	**County:**	Monroe
REM Phase:	0	**Latitude(s):**	43.218309994
After Hours:	True	**Longitude(s):**	-77.467550001
UST Trust:	False		
Caller Remark:			

while moving a 55 gallon drum of waste solvent it was noticed that the drum was leaking 5 gallons spilled and was cleaned up with new pig pads

DEC Remark:

Prior to Sept, 2004 data translation this spill Lead_DEC Field was TW

Spiller Information

Spiller Name:	JOE PROSERO	**Spiller Zip:**	14580-
Spiller Company:	THOMSON LEGAL PUBLISHING	**Spiller Country:**	001
Spiller Address:	1 PUBLISHERS PARKWAY	**Contact Name:**	JOE PROSERO
Spiller City:	WEBSTER	**Contact Phone:**	(716) 226-2411
Spiller State:	NY	**Contact Ext:**	

Material Information

OP Unit ID:	1039563	**Med Air:**	False
OU:	01	**Med Ind Air:**	False
Material ID:	340244	**Med GW:**	False
Material Code:	9999	**Med SW:**	False
Material Name:	other -	**Med DW:**	False
CAS No:		**Med Sewer:**	False
Material Family:	Other	**Med Surf:**	False
Quantity:	5.00	**Med Subway:**	False
Units:	G	**Med Utility:**	False
Recovered:	5.00	**Oxygenate:**	
Med Soil:	True		

Map Key	Number of Records	Direction	Distance (mi/ft)	Elev/Diff (ft)	Site	DB
19	1 of 2	W	0.36 / 1,926.48	375.68 / -11	FIVE MILE LINE (#841) RD 841 FIVE MILE LINE ROAD WEBSTER NY	NY SPILLS

Spill No:	8801900	**Spill Date:**	1988-05-29 16:30:00
Site ID:	92598	**Rcvd Date:**	1988-05-29 16:56:00
DER Facility ID:	83148	**CAC Date:**	1988-06-01 00:00:00
CID:		**Insp Date:**	
Program Type:	ER	**Close Date:**	1988-06-01 00:00:00
SWIS Code:	2854	**Create Date:**	2003-12-02 00:00:00
Contribute Factor:	Unknown	**Update Date:**	2003-12-02 00:00:00
Water Body:		**DEC Region:**	8
Source:	Unknown	**Lead DEC:**	MCCONNELL
Class:		**Reported by:**	Citizen
Meets Std:	True	**Referred to:**	
Penalty:	False	**County:**	Monroe
REM Phase:	0	**Latitude(s):**	43.218332260
After Hours:	True	**Longitude(s):**	-77.475918320
UST Trust:	False		
Caller Remark:			

ABOUT FIVE GALLONS OF WASTE OIL FOUND AT ROADSIDE DITCH.

DEC Remark:

Prior to Sept, 2004 data translation this spill Lead_DEC Field was GM 06/01/88: GM INVESTIGATED SITE. SOURCE UNKNOWN. FILTER FENCE CONSTRUCTED AND PADS USED TO ABSORB SPILL. NOTIFIERS AGREES TO MONITOR FOR FUTURE OCCURRENCE.

Spiller Information

Spiller Name:		**Spiller Zip:**	
Spiller Company:		**Spiller Country:**	001
Spiller Address:	841 FIVE MILE LINE ROAD	**Contact Name:**	
Spiller City:	WEBSTER	**Contact Phone:**	
Spiller State:	NY	**Contact Ext:**	

Material Information

OP Unit ID:	919055	**Med Air:**	False
OU:	01	**Med Ind Air:**	False
Material ID:	461028	**Med GW:**	False
Material Code:	0015	**Med SW:**	True
Material Name:	motor oil	**Med DW:**	False
CAS No:		**Med Sewer:**	False
Material Family:	Petroleum	**Med Surf:**	False
Quantity:	.00	**Med Subway:**	False
Units:		**Med Utility:**	False
Recovered:	.00	**Oxygenate:**	
Med Soil:	False		

OP Unit ID:	919055	**Med Air:**	False
OU:	01	**Med Ind Air:**	False
Material ID:	461029	**Med GW:**	False
Material Code:	0022	**Med SW:**	True
Material Name:	waste oil/used oil	**Med DW:**	False
CAS No:		**Med Sewer:**	False
Material Family:	Petroleum	**Med Surf:**	False
Quantity:	5.00	**Med Subway:**	False
Units:	G	**Med Utility:**	False
Recovered:	.00	**Oxygenate:**	
Med Soil:	False		

Map Key	Number of Records	Direction	Distance (mi/ft)	Elev/Diff (ft)	Site	DB
19	2 of 2	W	0.36 / 1,926.48	375.68 / -11	BERGER, SCOTT RESIDENCE 841 FIVE MILE LINE ROAD	NY SPILLS

Map Key	Number of Records	Direction	Distance (mi/ft)	Elev/Diff (ft)	Site	DB
					WEBSTER NY 14580	

Spill No:	8801870	**Spill Date:**	1988-05-28 12:00:00
Site ID:	92597	**Rcvd Date:**	1988-05-31 09:45:00
DER Facility ID:	310199	**CAC Date:**	1988-05-31 00:00:00
CID:		**Insp Date:**	
Program Type:	ER	**Close Date:**	1988-05-31 00:00:00
SWIS Code:	2854	**Create Date:**	1988-06-01 00:00:00
Contribute Factor:	Unknown	**Update Date:**	2006-02-24 09:28:48.060000000
Water Body:		**DEC Region:**	8
Source:	Unknown	**Lead DEC:**	MCCONNELL
Class:	C3	**Reported by:**	Affected Persons
Meets Std:	True	**Referred to:**	
Penalty:	False	**County:**	Monroe
REM Phase:	0	**Latitude(s):**	43.218332260
After Hours:	False	**Longitude(s):**	-77.475918320
UST Trust:	False		
Caller Remark:			

PETROLEUM FILM AT DAM BY ROAD - POND AREA.

DEC Remark:

05/31/88: FLOWING FROM POND AREA. CONTACTED MCHD, ED YURKSTAS, WHO IS FOLLOWING UP. GARY MARSH ON SITE. CLEANED MOST OF PRODUCT UP WITH PADS. DOESN'T SEEM TO BE COMING FROM CONSTRUCTION SITE. 05/31/88: FILTER FENCE INSTALLED BY GM. TRACE TO SOURCE INCONCLUSIVE. NO SERIOUS ENV DAMAGE OCCURRED. 2/24/06 PAPER FILE REMOVED PER FILE RETENTION POLICY.

Spiller Information

Spiller Name:		**Spiller Zip:**	14580
Spiller Company:	SCOTT BERGER	**Spiller Country:**	001
Spiller Address:	841 FIVE MILE LINE ROAD	**Contact Name:**	
Spiller City:	WEBSTER	**Contact Phone:**	
Spiller State:	NY	**Contact Ext:**	

Material Information

OP Unit ID:	917327	**Med Air:**	False
OU:	01	**Med Ind Air:**	False
Material ID:	460999	**Med GW:**	False
Material Code:	0066A	**Med SW:**	True
Material Name:	unknown petroleum	**Med DW:**	False
CAS No:		**Med Sewer:**	False
Material Family:	Petroleum	**Med Surf:**	False
Quantity:	.00	**Med Subway:**	False
Units:	G	**Med Utility:**	False
Recovered:	.00	**Oxygenate:**	
Med Soil:	False		

20	1 of 1	SSE	0.42 / 2,228.52	408.84 / 22	RGE POLE 56 927 HARD RD WEBSTER NY	NY SPILLS

Spill No:	1303130	**Spill Date:**	2013-06-23 19:36:00
Site ID:	483597	**Rcvd Date:**	2013-06-23 21:23:00
DER Facility ID:	438803	**CAC Date:**	2013-06-23 00:00:00
CID:		**Insp Date:**	
Program Type:	ER	**Close Date:**	2013-06-24 00:00:00
SWIS Code:	2854	**Create Date:**	2013-06-23 21:26:00
Contribute Factor:	Equipment Failure	**Update Date:**	2013-06-24 13:50:07.820000000
Water Body:		**DEC Region:**	8
Source:	Transformer	**Lead DEC:**	DBDAKE
Class:	D4	**Reported by:**	Responsible Party
Meets Std:	False	**Referred to:**	

Penalty:	False	**County:**	Monroe
REM Phase:	0	**Latitude(s):**	43.212041408
After Hours:	True	**Longitude(s):**	-77.461707247
UST Trust:	False		
Caller Remark:			

2 gal spilled to grass. Clean up is pending crew arrival.

DEC Remark:

6/23/13: D DAKE OF SPILLS TELECON WITH DAVE DAKIN OF RGE - CLEANUP CREW ENROUTE, SUSPECTED TO BE NON-PCB. NO WATERWAYS AFFECTED. BASED ON INFO PROVIDED, NO FURTHER ACTIONS REQUIRED BY SPILLS UNIT/SPILL FILE CLOSED.

Spiller Information

Spiller Name:	DAVE DAKIN	**Spiller Zip:**	
Spiller Company:	ROCHESTER GAS AND ELECTRIC	**Spiller Country:**	999
Spiller Address:	89 EAST AVE	**Contact Name:**	DAVE DAKIN
Spiller City:	ROCHESTER	**Contact Phone:**	(585) 315-0085
Spiller State:	NY	**Contact Ext:**	

Material Information

OP Unit ID:	1233301	**Med Air:**	False
OU:	01	**Med Ind Air:**	False
Material ID:	2232190	**Med GW:**	False
Material Code:	0020A	**Med SW:**	False
Material Name:	transformer oil	**Med DW:**	False
CAS No:		**Med Sewer:**	False
Material Family:	Petroleum	**Med Surf:**	False
Quantity:	2.00	**Med Subway:**	False
Units:	G	**Med Utility:**	False
Recovered:		**Oxygenate:**	
Med Soil:	True		

21	1 of 1	SSE	0.44 / 2,349.15	409.76 / 23	HARD ROAD MVA HARD RD @VANINGEN DRIVE WEBSTER NY 14580	NY SPILLS

Spill No:	9703322	**Spill Date:**	1997-06-17 09:40:00
Site ID:	208527	**Rcvd Date:**	1997-06-17 09:53:00
DER Facility ID:	173033	**CAC Date:**	2003-06-20 00:00:00
CID:	252	**Insp Date:**	1997-06-17 00:00:00
Program Type:	ER	**Close Date:**	2003-06-20 00:00:00
SWIS Code:	2854	**Create Date:**	1997-06-17 00:00:00
Contribute Factor:	Traffic Accident	**Update Date:**	2008-08-20 10:39:42.750000000
Water Body:		**DEC Region:**	8
Source:	Commercial Vehicle	**Lead DEC:**	CAHETTEN
Class:	C3	**Reported by:**	Fire Department
Meets Std:	False	**Referred to:**	
Penalty:	False	**County:**	Monroe
REM Phase:	0	**Latitude(s):**	
After Hours:	False	**Longitude(s):**	
UST Trust:	False		
Caller Remark:			

TRACTOR TRAILER LEAKED FUEL FROM SADDLE TANK AFTER HITTING FIRE HYDRANT. FUEL LEAKED TO ROADWAY,STORM SEWER AND SANITARY SEWER. SAND PLACED ON ROAD SURFACE AND WILL BE PICKED UP.PRODUCT IN STORM SEWERS WILL BE FLUSHED-THIS INFO PER FAX REG 8

DEC Remark:

Prior to Sept, 2004 data translation this spill Lead_DEC Field was CH 06/17/97 SEWERS TO BE FLUSHED TO A COLLECTION POINT. MARK LESZCZYNSKI OF MCHD RESPONDING. CH TELCON WITH MARK L - COMPANY IS SCRIUNER TRANSPORTATION. REGIONAL OFFICE IS IN FLEMMING CO IN CHEEKTAWAGA, NY. CONTACT IS BILL DOYLE 716-668-7279. DRIVER WAS DANIEL A GRAWE, LICENSE 739902526. TRUCK ACTUALLY RAN OVER MANHOLE COVER WHICH KICKED UP AND HIT SADDLE TANK. 95 GALS LOST TO ROADWAY. SMALL AMOUNT TO

STORM SEWER. FIRE DEPT AND HIGHWAY DEPT RESPONDED IMMEDIATELY AND APPLIED SAND AND SPEEDY DRY WHICH CONTAINED MATERIAL. FLEMMING CO HIRED EP&S TO PERFORM CLEANUP. MARK L HAD FIRE DEPT DEPLOY BOOM AT STORM SEWER OUTFALLS. BOOMS TO BE LEFT IN PLACE FOR SEVERAL DAYS TO LET RAIN FLUSH ANY RPODUCT FROM SEWER. 06/18/97 CH TELCON WITH DOYLE. CH REQUESTS DISPOSAL RECEIPTS AND ALSO TO HAVE EP&S CHECK BOOMS AND REMOVE WITHIN A WEEK OR SO WHEN FUEL NO LONGER FLUSHES OUT. 06/17/97 JM ON SITE. ENVIRON PROD FINISHIG UP CLANING UP SPILL ALONG ROAD. SAND PIKCED UP AND STAGED AT TOWN OF WEBSTER BARNS OFF HARD ROAD. BOOMS PLACED IN CREEK THAT STORM SEWER DISCHARGES TO IN ORDER TO CONTAIN AND REMOVE FUEL THAT ENTERED STORM SEWER. ENV PROD TO CHECK ON BOOMS. 6/20/97:M. LESZCZYNSKI OF MCHD INSPECTS SITE DUE TO COMPLAINT BY CITIZEN (SEE SPILL #9703451).BOOMS IN STREAM NEED TO BE REPLACED.SPILL AREA HAS BEEN CLEANED UP SATISFACTORILY.STREAM STILL NEEDS WORK TO BE DONE.EP&S TO REPLACE BOOM. 6/24/97: ML BACK ON SITE.BOOMS HAVE BEEN REPLACED AND STREAM APPEARES TO BE FLOWING CLEAN. BOOMS WILL BE REPLACED IN APPROX. ONE WEEK. 06/20/2003 NO FURTHER ACTION NEEDED. 08/20/08: PAPER FILE REMOVED PER FILE RETENTION POLICY.

Spiller Information

Spiller Name:	BILL DOYLE	***Spiller Zip:***	
Spiller Company:	SCRIUNER TRANSPORTATION	***Spiller Country:***	001
Spiller Address:	6701 NORTH SHARTEL	***Contact Name:***	UNK
Spiller City:	OKLAHOMA CITY	***Contact Phone:***	(000) 000-0000
Spiller State:	OK	***Contact Ext:***	

Material Information

OP Unit ID:	1049323	***Med Air:***	False
OU:	01	***Med Ind Air:***	False
Material ID:	336215	***Med GW:***	False
Material Code:	0008	***Med SW:***	False
Material Name:	diesel	***Med DW:***	False
CAS No:		***Med Sewer:***	True
Material Family:	Petroleum	***Med Surf:***	False
Quantity:	100.00	***Med Subway:***	False
Units:	G	***Med Utility:***	False
Recovered:	.00	***Oxygenate:***	
Med Soil:	False		

22	1 of 1	NE	0.45 / 2,352.64	369.47 / -17	CONSTRUCTION SITE 702 COTTAGE BROOK LANE WEBSTER NY	NY SPILLS

Spill No:	1510590	***Spill Date:***	2016-01-30 21:50:00
Site ID:	522279	***Rcvd Date:***	2016-01-30 22:25:00
DER Facility ID:	476536	***CAC Date:***	
CID:		***Insp Date:***	
Program Type:	ER	***Close Date:***	2016-02-01 00:00:00
SWIS Code:	2854	***Create Date:***	2016-01-30 22:27:00
Contribute Factor:	Unknown	***Update Date:***	2016-02-01 14:06:12.230000000
Water Body:		***DEC Region:***	8
Source:	Commercial/Industrial	***Lead DEC:***	CAHETTEN
Class:	B4	***Reported by:***	Other
Meets Std:	False	***Referred to:***	
Penalty:		***County:***	Monroe
REM Phase:	0	***Latitude(s):***	
After Hours:	True	***Longitude(s):***	
UST Trust:	False		
Caller Remark:			

Clean up is pending Would like a call back

DEC Remark:

01/30/16: CH TELECON WITH SCHALABBA, WHO IS ON SITE. A 1000 LB PROPANE TANK AT A CONSTRUCTION SITE FOR SENIOR LIVING, CAME OFF IT'S BASE AND BROKE A PIPING FITTING CAUSING IT TO LEAK. THE LEAKING PROPANE IS CAUSING AN ODOR ISSUE. THE LEAK IS AT A THREADED CONNECTION AND THE THREADS WERE DAMAGED. HAZ MAT AND FIRE ON SCENE AND ARE CONDUCTING AIR MONITORING. SCHALABBA WONDERING IF THE DEPT HAS ANY SPECIALIZED RESOURCES TO DEAL WITH THIS SITUATION. CH STATES TO HIS KNOWLEDGE, NONE OF THE STATE CONTRACTORS SPECIALIZE IN PROPANE RELEASES. THE CONSTRUCTION SITE IS SOMEWHAT ISOLATED SO THERE ARE NO IMMEDIATE FIRE HAZARDS. NO EVACUATIONS NECESSARY. THE TANK IS OWNED BY SUPERIOR ENERGY AND THEY HAVE BEEN CONTACTED AND ARE SENDING A CREW TO THE SITE. THE FIRE DEPT WILL OVERSEE

SUPERIOR ON STOPPING LEAK OR ALLOWING TANK TO OFF GAS. SCHALABBA TO CONTACT CH IF SITUATION CHANGES. 02/01/16: CH WAS NOT CONTACTED BY SCHALABBA. SITUATION MUST HAVE BEEN HANDLED WITHOUT INCIDENT. NO FURTHER ACTION NECESSARY.

Spiller Information

Spiller Name:		***Spiller Zip:***	
Spiller Company:	SUPERIOR ENERGY	***Spiller Country:***	999
Spiller Address:		***Contact Name:***	STEVE SCHALABBA
Spiller City:		***Contact Phone:***	(585) 303-6705
Spiller State:	NY	***Contact Ext:***	

Material Information

OP Unit ID:	1271297	***Med Air:***	True
OU:	01	***Med Ind Air:***	False
Material ID:	2275492	***Med GW:***	False
Material Code:	2617A	***Med SW:***	False
Material Name:	propane gas	***Med DW:***	False
CAS No:		***Med Sewer:***	False
Material Family:	Other	***Med Surf:***	False
Quantity:	1000.00	***Med Subway:***	False
Units:	G	***Med Utility:***	False
Recovered:		***Oxygenate:***	
Med Soil:	False		

23	*1 of 1*	*WSW*	*0.50 / 2,621.48*	*395.87 / 9*	***BEECHWOODS POOL 692 HIGHTOWER WAY WEBSTER NY***	***NY SPILLS***

Spill No:	9304954	***Spill Date:***	1993-07-18 11:30:00
Site ID:	89491	***Rcvd Date:***	1993-07-19 12:25:00
DER Facility ID:	81737	***CAC Date:***	1993-07-19 00:00:00
CID:		***Insp Date:***	
Program Type:	ER	***Close Date:***	1993-07-19 00:00:00
SWIS Code:	2854	***Create Date:***	1993-07-22 00:00:00
Contribute Factor:	Human Error	***Update Date:***	2004-09-30 21:28:29.950000000
Water Body:		***DEC Region:***	8
Source:	Institutional, Educational, Gov., Other	***Lead DEC:***	PRMILLER
Class:	D4	***Reported by:***	Responsible Party
Meets Std:	True	***Referred to:***	
Penalty:	False	***County:***	Monroe
REM Phase:	0	***Latitude(s):***	43.216351810
After Hours:	False	***Longitude(s):***	-77.478805150
UST Trust:	False		
Caller Remark:			

1.5 LBS OF SODIUM THIOSULFATE ADDED TO BROMINATOR BY MISTAKE. CAUSED FUMES & NEARBY LIFEGUARD HAD SOME OF THE MATERIAL SPLAHED INTO HER FACE. LIFEGUARD TAKEN TO HOSPITAL FOR OBSERVATION.

DEC Remark:

Prior to Sept, 2004 data translation this spill Lead_DEC Field was PM 07/19/93: DICK ALL, POOL CONTRACTOR 315-331-9204 CALLED IN TO CLEANUP FILTER ROOM & RESTART POOL FILTERS. PAUL GIZZI RESPONDED FOR MONROE CO HEALTH DEPT. NO FURTHER ACTION NEEDED.

Spiller Information

Spiller Name:		***Spiller Zip:***	
Spiller Company:	BEECHWOODS POOL	***Spiller Country:***	001
Spiller Address:	SAME	***Contact Name:***	
Spiller City:		***Contact Phone:***	
Spiller State:	ZZ	***Contact Ext:***	

Material Information

OP Unit ID:	986615	***Med Air:***	True
OU:	01	***Med Ind Air:***	False
Material ID:	398423	***Med GW:***	False
Material Code:	0395A	***Med SW:***	False
Material Name:	sodium thiosulfate	***Med DW:***	False
CAS No:	07772987	***Med Sewer:***	False
Material Family:	Other	***Med Surf:***	False
Quantity:	2.00	***Med Subway:***	False
Units:	L	***Med Utility:***	False
Recovered:	.00	***Oxygenate:***	
Med Soil:	False		

24	***1 of 2***	***S***	***0.72 / 3,815.29***	***446.31 / 60***	***Former Romeo Ford 933 RIDGE ROAD WEBSTER NY***	***SHWS***

Site Code:	57532	***Site Code (GIS):***	828096
HW Code:	828096	***Site Class (GIS):***	C
Site Class:	C	***Address1 (GIS):***	933 RIDGE ROAD
Site Address:	933 RIDGE ROAD	***Address2 (GIS):***	
City:	WEBSTER	***Locality (GIS):***	WEBSTER
ZIP:	14580	***ZIP Code (GIS):***	14580
County:	Monroe	***County (GIS):***	Monroe
SWIS:	2854	***Town (GIS):***	Webster
Region:	8	***Region (GIS):***	8
Town:	Webster	***X Coord (GIS):***	299803.29996
Acres:	6.000	***Y Coord (GIS):***	4786797.40986
Record Added:	1999-11-18 12:00:00	***Method:***	4.3
Record Update:	2009-01-23 09:13:00	***Accuracy:***	0 to 10 meters
Updated by:	WEWERTZ	***Accuracy Unit:***	
Latitude:	43.204893220	***Latitude (GIS):***	
Longitude:	-77.464688150	***Longitude (GIS):***	

Site Name: Former Romeo Ford
Site Name (GIS): Former Romeo Ford
Site Class Desc (GIS):
Site Class Desc:
Program: HW
Program Desc: HW
Assess DOH: Surface soil, surface water, and sediment samples did not indicate levels of contamination which pose a threat to human health. Although low levels of site-related contaminants were detected in groundwater, all local residents are supplied by public drinking water so exposure to contaminated groundwater is not expected.
Source of Data:
Description:

In January of 1988, analysis of groundwater from test pit excavations revealed the presence of chlorinated and non-chlorinated solvents. Further investigation by the site owner revealed an underground tank which drained to a leach field that is located just south of the existing building. Tank contents were sampled and the analytical results showed several volatile and semi-volatile compounds, pesticides and heavy metals. Historical information shows that a former tenant, the Xerox Corporation, had used the tank to dispose hazardous wastes. Subsequent occupants also used the tank. Among the wastes documented are: alkalis, acids, ketones, and chlorinated solvents including dichlorobenzene. In 1991 the tank and some of the contaminated soil were removed. Groundwater samples were collected by a consulting engineer on behalf of Xerox in 1990. The analysis revealed the presence of benzene, chlorobenzene, and dichlorobenzenes in excess of Part 703 groundwater standards. In October of 1994, surface water, sediment and another round of groundwater samples were collected by DEC staff. The groundwater samples were still contaminated by chlorinated solvents at levels exceeding the Part 703 standards. The use of groundwater as a drinking source within a three mile radius of this site has not been documented. Sediment and surface water samples did not show significant contamination associated with the disposal of hazardous waste. The site was delisted in November 1997. The original site buildings have been demolished and new buildings have been constructed. A soil vapor intrusion evaluation is currently under way.

Assessment:

Source area contamination removed. Chlorinated solvents in groundwater persist at low levels exceeding the Part 703 standards. Currently evaluating the potential for soil vapor intrusion.

Owner Information

Map Key	Number of Records	Direction	Distance (mi/ft)	Elev/Diff (ft)	Site	DB

Seq No:	0000000	**Owner Street:**	
Sub Type:	NNN	**Owner Street 2:**	
Own Op:	03	**Owner City:**	
Owner Name:		**Owner State:**	ZZ
Country:	United States of America	**Owner Zip:**	
Owner Co.:	DOMINIC NAPOLITANO 1963-70 / FRANK R		

Seq No:	0000002	**Owner Street:**	745 TITUS AVENUE, ANNEX BLDG.
Sub Type:	E	**Owner Street 2:**	
Own Op:	01	**Owner City:**	ROCHESTER
Owner Name:	FRANK ROMEO	**Owner State:**	NY
Country:	United States of America	**Owner Zip:**	14617
Owner Co.:	DOMINIC NAPOLITANO 1963-70 / FRANK R		

Seq No:	0000002	**Owner Street:**	933 RIDGE ROAD
Sub Type:	E	**Owner Street 2:**	
Own Op:	04	**Owner City:**	WEBSTER
Owner Name:		**Owner State:**	NY
Country:	United States of America	**Owner Zip:**	14580
Owner Co.:	DOMINIC NAPOLITANO 1963-70 / FRANK R		

Seq No:	0000001	**Owner Street:**	933 RIDGE ROAD
Sub Type:	E	**Owner Street 2:**	
Own Op:	04	**Owner City:**	WEBSTER
Owner Name:		**Owner State:**	NY
Country:	United States of America	**Owner Zip:**	14580
Owner Co.:	Xerox Corporation		

HW Extra Information

Dump:	False	**Dell:**	False
Structure:	False	**Updated By:**	INITIAL
Lagoon:	False	**Record Added:**	1999-11-18 12:00:00
Landfill:	False	**Record Updated:**	1999-11-18 12:00:00
Pond:	False	**Latitude:**	43:12:25:0
Disposal Start:	1963	**Longitude:**	77:27:57:0
Disposal Terminate:	unknown		

Projects Information

Project Code:	05	**Code Name:**	Remedial Action
Project Desc:	Remedial Action	**Operable Unit ID:**	2616
Project Refer Name:		**Operable Unit:**	01A
End Date:	1991-01-01 00:00:00	**Operable Unit Desc:**	IRM TANK AND SOIL REM.
End Status:	ACT		

24	2 of 2	S	0.72 / 3,815.29	446.31 / 60	**Former Romeo Ford** **933 Ridge Road** **Webster NY 14580**	VAPOR

Program No:	828096	**Vapor Ins Eval Stat:**	Complete (No Further Action)
X:	-77.464688	**X Coordinate:**	299772.1714
Y:	43.204893	**Y Coordinate:**	4786517.5257

Unplottable Summary

Total: 11 Unplottable sites

DB	Company Name/Site Name	Address	City	Zip	ERIS ID
FINDS/FRS	BOULTER RIGGING CORP	1 PUBLISHERS WAY	WEBSTER NY	14580	816204769
NY SPILLS	ONTARIO LITHO SUPPLY	1 PUBLISHERS WAY(DOCK 1) ***Site ID* | *Close Date:*** 61281 | 1990-02-20 00:00:00	WEBSTER NY	14580	813875895
NY SPILLS	PENFIELD HIGH SCHOOL	FIVE MILE LINE ROAD ***Site ID* | *Close Date:*** 177661 | 1995-08-23 00:00:00	PENFIELD NY	14526	813639876
NY SPILLS	RG&E RAILROAD SPUR (OLD)	HARD ROAD ***Site ID* | *Close Date:*** 68197 | 1998-01-21 00:00:00	WEBSTER NY		813731024
NY SPILLS	WEBSTER CENTRAL SCHOOL BUS GARAGE	Document Dr ***Site ID* | *Close Date:*** 468523 | 2012-09-04 00:00:00	Webster NY		813847922
NY SPILLS	WEBSTER SCHOOL BUS GARAGE	DOCUMENT DRIVE ***Site ID* | *Close Date:*** 381439 | 2007-05-15 00:00:00	WEBSTER NY	14580	813673230
NY SPILLS	WASTE MANAGEMENT CO	959 FIVE MILE LINE ROAD ***Site ID* | *Close Date:*** 105094 | 1995-03-08 00:00:00	PENFIELD NY	14526	813796510
NY SPILLS	AL TURNER INC.	HARD RD. SOUTH OF KLEM ROAD ***Site ID* | *Close Date:*** 216750 | 1975-03-26 00:00:00	WEBSTER NY	14580	813786453
NY SPILLS	HARD AND HOLT RD	BETWEEN HARD AND HOLT RD ***Site ID* | *Close Date:*** 89248 | 1986-06-01 00:00:00	WEBSTER NY	14580	813902439
NY SPILLS	WEBSTER TOWN HGWY DEPT	PICTURE PKWY OFF N HARD ***Site ID* | *Close Date:*** 158449 | 1988-11-22 00:00:00	WEBSTER NY	14580	813655344
RCRA NON GEN	BOULTER RIGGING CORP	1 PUBLISHERS WAY	WEBSTER NY	14580	810371268

Unplottable Report

Site: ***BOULTER RIGGING CORP***
1 PUBLISHERS WAY WEBSTER NY 14580

FINDS/FRS

Registry ID:	110004359211
FIPS Code:	36055
Program Acronyms:	RCRAINFO
HUC Code:	04140101
Site Type Name:	STATIONARY
Location Description:	
Supplemental Location:	
Create Date:	01-MAR-2000 00:00:00
Update Date:	09-AUG-2010 10:04:49
Interest Types:	UNSPECIFIED UNIVERSE
SIC Codes:	
SIC Code Descriptions:	
NAICS Codes:	323117
NAICS Code Descriptions:	BOOKS PRINTING.
Conveyor:	COMMERCIAL VENDOR
Federal Facility Code:	
Federal Agency Name:	
Tribal Land Code:	
Tribal Land Name:	
Congressional Dist No.:	25
Census Block Code:	360550112052014
EPA Region Code:	02
County Name:	MONROE
US/Mexico Border Ind:	
Latitude:	43.218336
Longitude:	-77.474319
Reference Point:	PLANT ENTRANCE (GENERAL)
Coord Collection Method:	ADDRESS MATCHING-HOUSE NUMBER
Accuracy Value:	150
Datum:	NAD83
Source:	
Facility Detail Rprt URL:	http://ofmpub.epa.gov/enviro/fii_query_detail.disp_program_facility?p_registry_id=110004359211

Site: ***ONTARIO LITHO SUPPLY***
1 PUBLISHERS WAY(DOCK 1) WEBSTER NY 14580

NY SPILLS

Spill No:	8911030	***Spill Date:***	1990-02-20 10:50:00
Site ID:	61281	***Rcvd Date:***	1990-02-20 11:40:00
DER Facility ID:	59698	***CAC Date:***	1990-02-20 00:00:00
CID:		***Insp Date:***	
Program Type:	ER	***Close Date:***	1990-02-20 00:00:00
SWIS Code:	2854	***Create Date:***	1990-02-20 00:00:00
Contribute Factor:	Unknown	***Update Date:***	2006-02-24 11:36:21.920000000
Water Body:		***DEC Region:***	8
Source:	Commercial/Industrial	***Lead DEC:***	VOLLMER
Class:	C3	***Reported by:***	Police Department
Meets Std:	True	***Referred to:***	
Penalty:	False	***County:***	Monroe
REM Phase:	0	***Latitude(s):***	
After Hours:	False	***Longitude(s):***	
UST Trust:	False		
Caller Remark:			

THREE 5 GAL DRUMS CONTAINING A PROPYL ALCOHOL(40%) & WATER MIXTURE WERE SPILLED OFF TRUCK & ONTO BLACKTOP @ LOADING DOCK #1. CONTACT PERSON: TROOPER HODGES.

DEC Remark:

02/20/90: SPEEDY DRI WAS USED TO ABSORB & CONTAIN SPILL BY WEBSTER FIRE DEPT. A.E.S. ARRIVED SHORTLY AFTER TO CLEAN UP MATERIAL. NO FURTHER ACTION NECESSARY. 09/28/95: This is additional information about material spilled from the translation of the old spill file: PROPYL ALCOHOL. 2/24/06 PAPER FILE REMOVED PER FILE RETENTION POLICY.

Spiller Information

Spiller Name:		***Spiller Zip:***	14580
Spiller Company:	ONTARIO LITHO SUPPLY	***Spiller Country:***	001
Spiller Address:	1 PUBLISHERS WAY	***Contact Name:***	
Spiller City:	WEBSTER	***Contact Phone:***	
Spiller State:	NY	***Contact Ext:***	

Material Information

OP Unit ID:	936549	***Med Air:***	False
OU:	01	***Med Ind Air:***	False
Material ID:	2107789	***Med GW:***	False
Material Code:	0064A	***Med SW:***	False
Material Name:	unknown material	***Med DW:***	False
CAS No:		***Med Sewer:***	False
Material Family:	Other	***Med Surf:***	False
Quantity:		***Med Subway:***	False
Units:		***Med Utility:***	False
Recovered:		***Oxygenate:***	
Med Soil:	False		

Site: ***PENFIELD HIGH SCHOOL***
FIVE MILE LINE ROAD PENFIELD NY 14526

NY SPILLS

Spill No:	9506436	***Spill Date:***	1995-08-20 12:00:00
Site ID:	177661	***Rcvd Date:***	1995-08-22 16:00:00
DER Facility ID:	300384	***CAC Date:***	1995-08-23 00:00:00
CID:		***Insp Date:***	
Program Type:	ER	***Close Date:***	1995-08-23 00:00:00
SWIS Code:	2842	***Create Date:***	1995-08-28 00:00:00
Contribute Factor:	Unknown	***Update Date:***	2006-02-28 09:20:38.030000000
Water Body:		***DEC Region:***	8
Source:	Unknown	***Lead DEC:***	DLTILTON
Class:	C3	***Reported by:***	Citizen
Meets Std:	True	***Referred to:***	
Penalty:	False	***County:***	Monroe
REM Phase:	0	***Latitude(s):***	
After Hours:	False	***Longitude(s):***	
UST Trust:	False		
Caller Remark:			

CALLER STATES NEON GREEN LIQUID FLOWING FROM DRAINAGE PIPE LOCATED ON SLOPE OF SOCCER FIELD NEAR WOODS. MCHD TO INSPECT ON 08-23 A.M. AND REPORT BACK TO DEPT.

DEC Remark:

Prior to Sept, 2004 data translation this spill Lead_DEC Field was DT 08/23/95: MARK LESZCZYNSKI OF MCHD INSPECTED SITE AND FOUND THAT SCHOOL WAS USING A FLOURSCENE DYE TEST. NO FURTHER ACTION REQUIRED. 2/28/06 PAPER FILE REMOVED PER FILE RETENTION POLICY.

Spiller Information

Spiller Name:		***Spiller Zip:***	
Spiller Company:	UNKNOWN	***Spiller Country:***	999
Spiller Address:		***Contact Name:***	
Spiller City:		***Contact Phone:***	
Spiller State:	NY	***Contact Ext:***	

Material Information

OP Unit ID:	1017230	***Med Air:***	False
OU:	01	***Med Ind Air:***	False
Material ID:	364400	***Med GW:***	False
Material Code:	0064A	***Med SW:***	True
Material Name:	unknown material	***Med DW:***	False
CAS No:		***Med Sewer:***	False
Material Family:	Other	***Med Surf:***	False
Quantity:	.00	***Med Subway:***	False
Units:	G	***Med Utility:***	False
Recovered:	.00	***Oxygenate:***	
Med Soil:	False		

Site: ***RG&E RAILROAD SPUR (OLD)***
HARD ROAD WEBSTER NY

NY SPILLS

Spill No:	9703451	***Spill Date:***	1997-06-18 15:00:00
Site ID:	68197	***Rcvd Date:***	1997-06-18 16:40:00
DER Facility ID:	65002	***CAC Date:***	1998-01-21 00:00:00
CID:	999	***Insp Date:***	
Program Type:	ER	***Close Date:***	1998-01-21 00:00:00
SWIS Code:	2854	***Create Date:***	1997-06-19 00:00:00
Contribute Factor:	Unknown	***Update Date:***	1998-12-04 00:00:00
Water Body:		***DEC Region:***	8
Source:	Unknown	***Lead DEC:***	CAHETTEN
Class:	C1	***Reported by:***	Citizen
Meets Std:	False	***Referred to:***	
Penalty:	False	***County:***	Monroe
REM Phase:	0	***Latitude(s):***	43.214179994
After Hours:	True	***Longitude(s):***	-77.461240001
UST Trust:	False		
Caller Remark:			

caller noticed strong odor of diesel or fuel oil in small drainage stream flowing towards lake ontario. location is north of rt 104 on hard road past picture parkway about 100 yards on east there is old railroad bed. go east about 50-100 yards stream flows under rr. have to look for it because it's overgrown.

DEC Remark:

Prior to Sept, 2004 data translation this spill Lead_DEC Field was CH 06/18/97 COULD BE A RESULT OF FLEMMING CO TRACTOR RUPTURING SADDLE TANK ON 06/17/97. MCHD TO INSPECT. 01/21/98:SITE WAS INSPECTED BY M. LESZCZYNSKI OF MCHD. ON 6/20/97 W/ A FOLLOWUP INSPECTION ON 6/24/97.THIS SPILL IS ACTUALLY A RESULT OF TRACTOR TRAILER SADDLE TANK RUPTURE ON 6/17/97.FOR FURTHER INFO REFER TO SPILL #9703322

Spiller Information

Spiller Name:		***Spiller Zip:***	
Spiller Company:	UNKNOWN	***Spiller Country:***	999
Spiller Address:		***Contact Name:***	
Spiller City:		***Contact Phone:***	
Spiller State:	NY	***Contact Ext:***	

Material Information

OP Unit ID:	1046243	***Med Air:***	False
OU:	01	***Med Ind Air:***	False
Material ID:	336333	***Med GW:***	False
Material Code:	0008	***Med SW:***	True
Material Name:	diesel	***Med DW:***	False
CAS No:		***Med Sewer:***	False
Material Family:	Petroleum	***Med Surf:***	False
Quantity:	.00	***Med Subway:***	False
Units:	G	***Med Utility:***	False
Recovered:	.00	***Oxygenate:***	
Med Soil:	False		

Site: ***WEBSTER CENTRAL SCHOOL BUS GARAGE***
Document Dr Webster NY

NY SPILLS

Spill No:	1205565	***Spill Date:***	2012-09-04 10:40:00
Site ID:	468523	***Rcvd Date:***	2012-09-04 11:06:00
DER Facility ID:	422812	***CAC Date:***	
CID:		***Insp Date:***	
Program Type:	ER	***Close Date:***	2012-09-04 00:00:00
SWIS Code:	2852	***Create Date:***	2012-09-04 11:09:00
Contribute Factor:	Equipment Failure	***Update Date:***	2012-09-04 11:13:18.453000000
Water Body:		***DEC Region:***	8
Source:	Commercial/Industrial	***Lead DEC:***	DLTILTON
Class:	D5	***Reported by:***	Responsible Party
Meets Std:	False	***Referred to:***	
Penalty:		***County:***	Monroe
REM Phase:	0	***Latitude(s):***	
After Hours:	False	***Longitude(s):***	
UST Trust:	False		
Caller Remark:			

Delivery truck connector failed and spilled onto blacktop. Cleanup is complete.

DEC Remark:

09/04/12 CALLER STATES THAT LESS THAN ONE QUART WAS SPILLED TO BLACKTOP DURING A DELIVERY. PADS USED TO CLEANUP SPILL AND WILL BE DISPOSED OF PROPERLY. NO FURTHER ACTION IS NEEDED BY SPILLS. CLOSED.

Spiller Information

Spiller Name:	SCOTT SULLIVAN	***Spiller Zip:***	
Spiller Company:	SUPERIOR PLUS	***Spiller Country:***	999
Spiller Address:		***Contact Name:***	SCOTT SULLIVAN
Spiller City:		***Contact Phone:***	(585) 500-9375
Spiller State:	NN	***Contact Ext:***	

Material Information

OP Unit ID:	1218444	***Med Air:***	False
OU:	01	***Med Ind Air:***	False
Material ID:	2216822	***Med GW:***	False
Material Code:	0008	***Med SW:***	False
Material Name:	diesel	***Med DW:***	False
CAS No:		***Med Sewer:***	False
Material Family:	Petroleum	***Med Surf:***	False
Quantity:	.25	***Med Subway:***	False
Units:	G	***Med Utility:***	False
Recovered:		***Oxygenate:***	
Med Soil:	True		

Site: ***WEBSTER SCHOOL BUS GARAGE***
DOCUMENT DRIVE WEBSTER NY 14580

NY SPILLS

Spill No:	0701841	***Spill Date:***	2007-05-15 04:15:00
Site ID:	381439	***Rcvd Date:***	2007-05-15 04:44:00
DER Facility ID:	330831	***CAC Date:***	2007-05-15 00:00:00
CID:	79	***Insp Date:***	
Program Type:	ER	***Close Date:***	2007-05-15 00:00:00
SWIS Code:	2854	***Create Date:***	2007-05-15 11:52:00
Contribute Factor:	Equipment Failure	***Update Date:***	2007-05-18 15:18:56.387000000
Water Body:		***DEC Region:***	8
Source:	Commercial Vehicle	***Lead DEC:***	cahetten
Class:	D3	***Reported by:***	Responsible Party
Meets Std:	False	***Referred to:***	
Penalty:	False	***County:***	Monroe
REM Phase:	0	***Latitude(s):***	
After Hours:	True	***Longitude(s):***	
UST Trust:	False		
Caller Remark:			

CALLER STATEST THAT THE DRIVER WAS OFF LOADING AND THE HYDRAULIC PUMP LET LOOSE AND SPILLED HYDRAULIC OIL ONTO

BLACKTOP. THE SPILL IS CONTAINED AND GRIFFITH ENERGY WILL CONTINUE TO DO CLEAN UP WITH A SEPERATE CREW.

DEC Remark:

05/15/07: CH CONTACTS DON DIBBLE OF THE WEBSTER SCHOOLS TO SEE IF THE SPILL WAS CLEANED UP SATISFACTORILY BY GRIFFITH. DIBBLE REPORTS THE CLEANUP WAS COMPLETE AND MEETS THE SCHOOLS SATISFACTION. NO FURTHER ACTION NECESSARY. COPY OF SPILL FAXED TO MCHD. SPILL CLOSED.

Spiller Information

Spiller Name:	JOHN ZAFFINO	***Spiller Zip:***	14619
Spiller Company:	GRIFFITH ENERGY	***Spiller Country:***	999
Spiller Address:	760 BROOKS AVENUE	***Contact Name:***	DON DIPPEL
Spiller City:	ROCHESTER	***Contact Phone:***	(585) 216-0202
Spiller State:	NY	***Contact Ext:***	

Material Information

OP Unit ID:	1138894	***Med Air:***	False
OU:	01	***Med Ind Air:***	False
Material ID:	2128899	***Med GW:***	False
Material Code:	0010	***Med SW:***	False
Material Name:	hydraulic oil	***Med DW:***	False
CAS No:		***Med Sewer:***	False
Material Family:	Petroleum	***Med Surf:***	False
Quantity:	2.00	***Med Subway:***	False
Units:	G	***Med Utility:***	False
Recovered:	.00	***Oxygenate:***	
Med Soil:	True		

Site: ***WASTE MANAGEMENT CO***
959 FIVE MILE LINE ROAD PENFIELD NY 14526

NY SPILLS

Spill No:	9415696	***Spill Date:***	1995-03-02 06:30:00
Site ID:	105094	***Rcvd Date:***	1995-03-02 07:40:00
DER Facility ID:	92764	***CAC Date:***	1995-03-08 00:00:00
CID:		***Insp Date:***	
Program Type:	ER	***Close Date:***	1995-03-08 00:00:00
SWIS Code:	2842	***Create Date:***	1995-03-06 00:00:00
Contribute Factor:	Equipment Failure	***Update Date:***	2006-02-28 11:02:22.780000000
Water Body:		***DEC Region:***	8
Source:	Commercial Vehicle	***Lead DEC:***	DLTILTON
Class:	C3	***Reported by:***	Health Department
Meets Std:	True	***Referred to:***	
Penalty:	False	***County:***	Monroe
REM Phase:	0	***Latitude(s):***	43.124581994
After Hours:	True	***Longitude(s):***	-77.476106001
UST Trust:	False		
Caller Remark:			

HYDRAULIC LINE RUPTURED CAUSING APPROX 25 GAL OF HYDRAULIC OIL TO SPILL TO ROAD.

DEC Remark:

Prior to Sept, 2004 data translation this spill Lead_DEC Field was DT 03/02/95: WASTE MANAGEMENT CLEANING UP SPILLED MATERIAL. MONROE CO HEALTH DEPT TO RESPOND. 03/08/95: 1610 HRS FLICK TELCON W/ED YURKSTAS OF MCHD; WASTE MANAGEMENT PERFORMED CLEAN UP AND DISPOSAL. NO FURTHER ACTION NEEDED. 09/28/95: This is additional information about material spilled from the translation of the old spill file: HYDRAULIC FLUID. 2/28/06 PAPER FILE REMOVED PER FILE RETENTION POLICY.

Spiller Information

Spiller Name:		***Spiller Zip:***	14526
Spiller Company:	WASTE MANAGEMENT CO	***Spiller Country:***	001
Spiller Address:		***Contact Name:***	
Spiller City:	ROCHESTER	***Contact Phone:***	
Spiller State:	NY	***Contact Ext:***	

Material Information

OP Unit ID:	1009149	***Med Air:***	False
OU:	01	***Med Ind Air:***	False
Material ID:	370872	***Med GW:***	False
Material Code:	0016A	***Med SW:***	False
Material Name:	non PCB oil	***Med DW:***	False
CAS No:		***Med Sewer:***	False
Material Family:	Petroleum	***Med Surf:***	False
Quantity:	25.00	***Med Subway:***	False
Units:	G	***Med Utility:***	False
Recovered:	.00	***Oxygenate:***	
Med Soil:	True		

Site: ***AL TURNER INC.***
HARD RD. SOUTH OF KLEM ROAD WEBSTER NY 14580

NY SPILLS

Spill No:	7580325	***Spill Date:***	1975-03-25 12:00:00
Site ID:	216750	***Rcvd Date:***	1975-03-26 09:15:00
DER Facility ID:	179467	***CAC Date:***	1975-03-26 00:00:00
CID:		***Insp Date:***	
Program Type:	ER	***Close Date:***	1975-03-26 00:00:00
SWIS Code:	2854	***Create Date:***	2003-12-02 00:00:00
Contribute Factor:	Unknown	***Update Date:***	2006-02-23 11:48:48.123000000
Water Body:		***DEC Region:***	8
Source:	Unknown	***Lead DEC:***	PEARSON
Class:	C3	***Reported by:***	Affected Persons
Meets Std:	True	***Referred to:***	
Penalty:	False	***County:***	Monroe
REM Phase:	0	***Latitude(s):***	43.214179994
After Hours:	False	***Longitude(s):***	-77.461240001
UST Trust:	False		
Caller Remark:			

EVIDENTLY OIL HAD BEEN LOST OR SPILLER FROM CRANE AT CONSTRUCTION SITEASSUMEDONLY A FEW GALLONS LOST BECAUSE DOWNSTREAM WATER NOT SERIOUSLY AFFECTED.

DEC Remark:

Prior to Sept, 2004 data translation this spill Lead_DEC Field was TP EVIDENTLY OIL HAD BEEN LOST OR SPILLED FROM CRANE AT CONSTRUCTION SITE. ASSUMED ONLY A FEW GALLONS LOST BECAUSE DOWNSTREAM WATER NOT SERIOUSLY AFFECTED. MCHD REPORTED THE DRAINAGE DITCH HAD A HEAVY SHEEN WITH NO LARGE ACCUMULATION OF OIL. THE OIL IN THE DRAINAGE DITCH WAS CLEARING UP. COULD FIND LITTLE TRACE OF THE OIL IN THE STREAM. DID NOT APPEAR TO SERIOUSLY AFFECT THE WATER COURSE DOWNSTREAM FROM THE DRAINAGE DITCH. 2/23/06 PAPER FILE REMOVED PER FILE RETENTION POLICY.

Spiller Information

Spiller Name:		***Spiller Zip:***	
Spiller Company:	AL TURNER INC.	***Spiller Country:***	001
Spiller Address:	TRUCK #189	***Contact Name:***	
Spiller City:		***Contact Phone:***	
Spiller State:	ZZ	***Contact Ext:***	

Material Information

OP Unit ID:	891536	***Med Air:***	False
OU:	01	***Med Ind Air:***	False
Material ID:	482934	***Med GW:***	True
Material Code:	0022	***Med SW:***	False
Material Name:	waste oil/used oil	***Med DW:***	False
CAS No:		***Med Sewer:***	False
Material Family:	Petroleum	***Med Surf:***	False
Quantity:	.00	***Med Subway:***	False
Units:	G	***Med Utility:***	False
Recovered:	.00	***Oxygenate:***	
Med Soil:	False		

Site: ***HARD AND HOLT RD***
BETWEEN HARD AND HOLT RD WEBSTER NY 14580

NY SPILLS

Spill No:	8302103	***Spill Date:***	1984-01-17 12:00:00
Site ID:	89248	***Rcvd Date:***	1984-01-17 00:00:00
DER Facility ID:	81552	***CAC Date:***	1986-06-01 00:00:00
CID:		***Insp Date:***	
Program Type:	ER	***Close Date:***	1986-06-01 00:00:00
SWIS Code:	2854	***Create Date:***	2003-12-02 00:00:00
Contribute Factor:	Unknown	***Update Date:***	2006-02-22 14:57:34.610000000
Water Body:	DRAINAGE DITCH	***DEC Region:***	8
Source:	Unknown	***Lead DEC:***	Unassigned
Class:	C3	***Reported by:***	Other
Meets Std:	True	***Referred to:***	
Penalty:	False	***County:***	Monroe
REM Phase:	0	***Latitude(s):***	
After Hours:	True	***Longitude(s):***	
UST Trust:	False		
DEC Remark:			

Prior to Sept, 2004 data translation this spill Lead_DEC Field was 2004/02/19 - Both Spill_Time and RCVD_Time were previously blank and replaced with 00:00 to fix a data translation problem... Bob Corcoran / / : CONTAINMENT ACTION: MCHD AND DOT INVESTIGATING. 09/28/95: This is additional information about material spilled from the translation of the old spill file: UNKNOWN OIL 2/22/06 PAPER FILE REMOVED PER FILE RETENTION POLICY.

Caller Remark:

UNKNOWN

Spiller Information

Spiller Name:		***Spiller Zip:***	
Spiller Company:	UNKNOWN	***Spiller Country:***	999
Spiller Address:		***Contact Name:***	
Spiller City:	***UPDATE***	***Contact Phone:***	
Spiller State:	ZZ	***Contact Ext:***	

Site: ***WEBSTER TOWN HGWY DEPT***
PICTURE PKWY OFF N HARD WEBSTER NY 14580

NY SPILLS

Spill No:	8806960	***Spill Date:***	1988-11-19 12:00:00
Site ID:	158449	***Rcvd Date:***	1988-11-20 10:30:00
DER Facility ID:	133891	***CAC Date:***	1988-11-22 00:00:00
CID:		***Insp Date:***	
Program Type:	ER	***Close Date:***	1988-11-22 00:00:00
SWIS Code:	2854	***Create Date:***	1988-11-22 00:00:00
Contribute Factor:	Unknown	***Update Date:***	2006-02-24 10:19:13.653000000
Water Body:		***DEC Region:***	8
Source:	Institutional, Educational, Gov., Other	***Lead DEC:***	MCCONNELL
Class:	C3	***Reported by:***	DEC
Meets Std:	True	***Referred to:***	
Penalty:	False	***County:***	Monroe
REM Phase:	0	***Latitude(s):***	43.222852994
After Hours:	True	***Longitude(s):***	-77.458624001
UST Trust:	False		
Caller Remark:			

NOTIFIER REPORTS OIL SHEEN IN EAST WEST DITCH NORTH OF TOWN BARN APPARENTLY EMANATING FROM A 10 DIAMETER BLACK PLASTIC PIPE NEAR GAS PUMPS.

DEC Remark:

11/22/88: 11/22/88 GM INSPECTED SITE. FRESH PAVEMENT PATCH APPEARS TO BE CAUSING SHEEN WITH PARKING LOT RUNOFF. MR JONES, HGWY SUPT, SHALL MONITOR WATER QUALITY. 11/22/88: 11/22/88 A STRAW FILTER FENCE IS INSTALLED TO CLEAN WATER. NO FURTHER ACTION NECESSARY. 11/22/88 CLIFF JONES (HIGHWAY SUPERINTENDENT) HAS AGREED TO PLACE HAY BAILS AS FILTER AND WILL MONITOR RUNOFF FOR 2 WEEKS. PETROLEUM SHEEN FOUND AT NW CULVERT, CAUSED BY ASPHALT PATCH ON PAVED AREAS. 2/24/06 PAPER FILE REMOVED PER FILE RETENTION POLICY.

Spiller Information

Spiller Name:		***Spiller Zip:***	14580
Spiller Company:	WEBSTER TOWN HGWY DEPT	***Spiller Country:***	001
Spiller Address:	PICTURE PKWY OFF N HARD	***Contact Name:***	
Spiller City:	WEBSTER	***Contact Phone:***	
Spiller State:	NY	***Contact Ext:***	

Material Information

OP Unit ID:	923701	***Med Air:***	False
OU:	01	***Med Ind Air:***	False
Material ID:	455306	***Med GW:***	False
Material Code:	0022	***Med SW:***	True
Material Name:	waste oil/used oil	***Med DW:***	False
CAS No:		***Med Sewer:***	False
Material Family:	Petroleum	***Med Surf:***	False
Quantity:	.00	***Med Subway:***	False
Units:	G	***Med Utility:***	False
Recovered:	.00	***Oxygenate:***	
Med Soil:	False		

Site: ***BOULTER RIGGING CORP***
1 PUBLISHERS WAY WEBSTER NY 14580

RCRA NON GEN

EPA Handler ID:	NYD053651154
Gen Status Universe:	No Report
Contact Name:	JOSEPH INTINI
Contact Address:	855, PUBLISHERS PKWY, , WEBSTER, NY, 14580, US
Contact Phone No and Ext:	716-325-1060
Contact Email:	
Contact Country:	US
County Name:	MONROE
EPA Region:	02
Land Type:	
Receive Date:	20070101

Violation/Evaluation Summary

Note: VIOLATION or UNDETERMINED: There are VIOLATION or UNDETERMINED details or records associated with this facility (EPA ID) in the Compliance Monitoring and Enforcement table dated Aug, 2018.

Violation Details

Citation:	
Violation Short Description:	Generators - General
Violation Determined Date:	19900227
Return to Compliance Date:	19900508
Violation Responsible Agency:	State

Enforcement Details

Enforcement Type Description:	WRITTEN INFORMAL
Enforcement Action Date:	19900315
Enf Disposition Status:	
Disposition Status Date:	
Enforcement Lead Agency:	
Proposed Penalty Amount:	
Final Amount:	
Paid Amount:	

Evaluation Details

Evaluation Start Date: 19900227

Evaluation Type Description: COMPLIANCE EVALUATION INSPECTION ON-SITE
Violation Short Description: Generators - General
Return to Compliance Date: 19900508
Evaluation Agency: State

Handler Summary

Full Mailing Info: 855, PUBLISHERS PKWY, , WEBSTER, NY, 14580, US
Importer Activity: No
Mixed Waste Generator: No
Transporter Activity: No
Transfer Facility: No
Onsite Burner Exemption: No
Furnace Exemption: No
Underground Injection Activity: No
Commercial TSD: No
Used Oil Transporter: No
Used Oil Transfer Facility: No
Used Oil Processor: No
Used Oil Refiner: No
Used Oil Burner: No
Used Oil Market Burner: No
Used Oil Spec Marketer: No

Hazardous Waste Handler Details

Sequence No: 2
Receive Date: 20070101
Handler Name: BOULTER RIGGING CORP
Generator Status Universe: No Report
Source Type: I

Hazardous Waste Handler Details

Sequence No: 1
Receive Date: 20060101
Handler Name: BOULTER RIGGING CORP
Generator Status Universe: No Report
Source Type: I

Hazardous Waste Handler Details

Sequence No: 1
Receive Date: 19990226
Handler Name: BOULTER RIGGING CORP
Generator Status Universe: No Report
Source Type: N

Waste Code Details

Hazardous Waste Code: D001
Waste Code Description: IGNITABLE WASTE

Hazardous Waste Code: D009
Waste Code Description: MERCURY

Hazardous Waste Handler Details

Sequence No: 2
Receive Date: 19980206
Handler Name: THOMSON LEGAL PUBLISHING
Generator Status Universe: No Report
Source Type: R

Hazardous Waste Handler Details

Sequence No:	1
Receive Date:	19920226
Handler Name:	THOMSON PROF
Generator Status Universe:	No Report
Source Type:	R

Appendix: Database Descriptions

Environmental Risk Information Services (ERIS) can search the following databases. The extent of historical information varies with each database and current information is determined by what is publicly available to ERIS at the time of update. ERIS updates databases as set out in ASTM Standard E1527-13, Section 8.1.8 Sources of Standard Source Information:

"Government information from nongovernmental sources may be considered current if the source updates the information at least every 90 days, or, for information that is updated less frequently than quarterly by the government agency, within 90 days of the date the government agency makes the information available to the public."

Standard Environmental Record Sources

Federal

National Priority List: NPL

National Priorities List (Superfund)-NPL: EPA's (United States Environmental Protection Agency) list of the most serious uncontrolled or abandoned hazardous waste sites identified for possible long-term remedial action under the Superfund program. The NPL, which EPA is required to update at least once a year, is based primarily on the score a site receives from EPA's Hazard Ranking System. A site must be on the NPL to receive money from the Superfund Trust Fund for remedial action.

Government Publication Date: Oct 10, 2018

National Priority List - Proposed: PROPOSED NPL

Includes sites proposed (by the EPA, the state, or concerned citizens) for addition to the NPL due to contamination by hazardous waste and identified by the Environmental Protection Agency (EPA) as a candidate for cleanup because it poses a risk to human health and/or the environment.

Government Publication Date: Oct 10, 2018

Deleted NPL: DELETED NPL

The National Oil and Hazardous Substances Pollution Contingency Plan (NCP) establishes the criteria that the EPA uses to delete sites from the NPL. In accordance with 40 CFR 300.425.(e), sites may be deleted from the NPL where no further response is appropriate.

Government Publication Date: Oct 10, 2018

SEMS List 8R Active Site Inventory: SEMS

The Superfund Program has deployed the Superfund Enterprise Management System (SEMS), which integrates multiple legacy systems into a comprehensive tracking and reporting tool. This inventory contains active sites evaluated by the Superfund program that are either proposed to be or are on the National Priorities List (NPL) as well as sites that are in the screening and assessment phase for possible inclusion on the NPL. The Active Site Inventory Report displays site and location information at active SEMS sites. An active site is one at which site assessment, removal, remedial, enforcement, cost recovery, or oversight activities are being planned or conducted.

Government Publication Date: Aug 13, 2018

Inventory of Open Dumps, June 1985: ODI

The Resource Conservation and Recovery Act (RCRA) provides for publication of an inventory of open dumps. The Act defines "open dumps" as facilities which do not comply with EPA's "Criteria for Classification of Solid Waste Disposal Facilities and Practices" (40 CFR 257).

Government Publication Date: Jun 1985

SEMS List 8R Archive Sites: SEMS ARCHIVE

The Superfund Enterprise Management System (SEMS) Archived Site Inventory displays site and location information at sites archived from SEMS. An archived site is one at which EPA has determined that assessment has been completed and no further remedial action is planned under the Superfund program at this time.

Government Publication Date: Aug 13, 2018

Comprehensive Environmental Response, Compensation and Liability Information System - CERCLIS: CERCLIS

Superfund is a program administered by the United States Environmental Protection Agency (EPA) to locate, investigate, and clean up the worst hazardous waste sites throughout the United States. CERCLIS is a database of potential and confirmed hazardous waste sites at which the EPA Superfund program has some involvement. It contains sites that are either proposed to be or are on the National Priorities List (NPL) as well as sites that are in the screening and assessment phase for possible inclusion on the NPL. The EPA administers the Superfund program in cooperation with individual states and tribal governments; this database is made available by the EPA.

Government Publication Date: Oct 25, 2013

EPA Report on the Status of Open Dumps on Indian Lands: IODI

Public Law 103-399, The Indian Lands Open Dump Cleanup Act of 1994, enacted October 22, 1994, identified congressional concerns that solid waste open dump sites located on American Indian or Alaska Native (AI/AN) lands threaten the health and safety of residents of those lands and contiguous areas. The purpose of the Act is to identify the location of open dumps on Indian lands, assess the relative health and environment hazards posed by those sites, and provide financial and technical assistance to Indian tribal governments to close such dumps in compliance with Federal standards and regulations or standards promulgated by Indian Tribal governments or Alaska Native entities.

Government Publication Date: Dec 31, 1998

CERCLIS - No Further Remedial Action Planned: CERCLIS NFRAP

An archived site is one at which EPA has determined that assessment has been completed and no further remedial action is planned under the Superfund program at this time. The Archive designation means that, to the best of EPA's knowledge, assessment at a site has been completed and that EPA has determined no further steps will be taken to list this site on the National Priorities List (NPL). This decision does not necessarily mean that there is no hazard associated with a given site; it only means that, based upon available information, the location is not judged to be a potential NPL site.

Government Publication Date: Oct 25, 2013

CERCLIS Liens: CERCLIS LIENS

A Federal Superfund lien exists at any property where EPA has incurred Superfund costs to address contamination ("Superfund site") and has provided notice of liability to the property owner. A Federal CERCLA ("Superfund") lien can exist by operation of law at any site or property at which EPA has spent Superfund monies. This database is made available by the United States Environmental Protection Agency (EPA).

Government Publication Date: Jan 30, 2014

RCRA CORRACTS-Corrective Action: RCRA CORRACTS

RCRA Info is EPA's comprehensive information system, providing access to data supporting the Resource Conservation and Recovery Act (RCRA) of 1976 and the Hazardous and Solid Waste Amendments (HSWA) of 1984. At these sites, the Corrective Action Program ensures that cleanups occur. EPA and state regulators work with facilities and communities to design remedies based on the contamination, geology, and anticipated use unique to each site.

Government Publication Date: Aug 2, 2018

RCRA non-CORRACTS TSD Facilities: RCRA TSD

RCRA Info is EPA's comprehensive information system, providing access to data supporting the Resource Conservation and Recovery Act (RCRA) of 1976 and the Hazardous and Solid Waste Amendments (HSWA) of 1984. This database includes Non-Corrective Action sites listed as treatment, storage and/or disposal facilities of hazardous waste as defined by the Resource Conservation and Recovery Act (RCRA).

Government Publication Date: Aug 2, 2018

RCRA Generator List: RCRA LQG

RCRA Info is EPA's comprehensive information system, providing access to data supporting the Resource Conservation and Recovery Act (RCRA) of 1976 and the Hazardous and Solid Waste Amendments (HSWA) of 1984. RCRA Info replaces the data recording and reporting abilities of the Resource Conservation and Recovery Information System (RCRIS) and the Biennial Reporting System (BRS). A hazardous waste generator is any person or site whose processes and actions create hazardous waste (see 40 CFR 260.10). Large Quantity Generators (LQGs) generate 1,000 kilograms per month or more of hazardous waste or more than one kilogram per month of acutely hazardous waste.

Government Publication Date: Aug 2, 2018

RCRA Small Quantity Generators List: RCRA SQG

RCRA Info is the EPA's comprehensive information system, providing access to data supporting the Resource Conservation and Recovery Act (RCRA) of 1976 and the Hazardous and Solid Waste Amendments (HSWA) of 1984. RCRA Info replaces the data recording and reporting abilities of the Resource Conservation and Recovery Information System (RCRIS) and the Biennial Reporting System (BRS). A hazardous waste generator is any person or site whose processes and actions create hazardous waste (see 40 CFR 260.10). Small Quantity Generators (SQGs) generate more than 100 kilograms, but less than 1,000 kilograms, of hazardous waste per month.

Government Publication Date: Aug 2, 2018

RCRA Conditionally Exempt Small Quantity Generators List: RCRA CESQG

RCRA Info is the EPA's comprehensive information system, providing access to data supporting the Resource Conservation and Recovery Act (RCRA) of 1976 and the Hazardous and Solid Waste Amendments (HSWA) of 1984. RCRA Info replaces the data recording and reporting abilities of the Resource Conservation and Recovery Information System (RCRIS) and the Biennial Reporting System (BRS). A hazardous waste generator is any person or site whose processes and actions create hazardous waste (see 40 CFR 260.10). Conditionally Exempt Small Quantity Generators (CESQG) generate 100 kilograms or less per month of hazardous waste or one kilogram or less per month of acutely hazardous waste.

Government Publication Date: Aug 2, 2018

RCRA Non-Generators: RCRA NON GEN

RCRA Info is EPA's comprehensive information system, providing access to data supporting the Resource Conservation and Recovery Act (RCRA) of 1976 and the Hazardous and Solid Waste Amendments (HSWA) of 1984. RCRA Info replaces the data recording and reporting abilities of the Resource Conservation and Recovery Information System (RCRIS) and the Biennial Reporting System (BRS). A hazardous waste generator is any person or site whose processes and actions create hazardous waste (see 40 CFR 260.10). Non-Generators do not presently generate hazardous waste.

Government Publication Date: Aug 2, 2018

Federal Engineering Controls-ECs: FED ENG

Engineering controls (ECs) encompass a variety of engineered and constructed physical barriers (e.g., soil capping, sub-surface venting systems, mitigation barriers, fences) to contain and/or prevent exposure to contamination on a property. This database is made available by the United States Environmental Protection Agency (EPA).

Government Publication Date: Jan 20, 2016

Federal Institutional Controls- ICs: FED INST

Institutional controls are non-engineered instruments, such as administrative and legal controls, that help minimize the potential for human exposure to contamination and/or protect the integrity of the remedy. Although it is EPA's (United States Environmental Protection Agency) expectation that treatment or engineering controls will be used to address principal threat wastes and that groundwater will be returned to its beneficial use whenever practicable, ICs play an important role in site remedies because they reduce exposure to contamination by limiting land or resource use and guide human behavior at a site.

Government Publication Date: Jan 20, 2016

Emergency Response Notification System: ERNS 1982 TO 1986

Database of oil and hazardous substances spill reports controlled by the National Response Center. The primary function of the National Response Center is to serve as the sole national point of contact for reporting oil, chemical, radiological, biological, and etiological discharges into the environment anywhere in the United States and its territories.

Government Publication Date: 1982-1986

Emergency Response Notification System: ERNS 1987 TO 1989

Database of oil and hazardous substances spill reports controlled by the National Response Center. The primary function of the National Response Center is to serve as the sole national point of contact for reporting oil, chemical, radiological, biological, and etiological discharges into the environment anywhere in the United States and its territories.

Government Publication Date: 1987-1989

Emergency Response Notification System: ERNS

Database of oil and hazardous substances spill reports controlled by the National Response Center. The primary function of the National Response Center is to serve as the sole national point of contact for reporting oil, chemical, radiological, biological, and etiological discharges into the environment anywhere in the United States and its territories. This database is made available by the United States Environmental Protection Agency (EPA).

Government Publication Date: Sep 24, 2018

The Assessment, Cleanup and Redevelopment Exchange System (ACRES) Brownfield Database: FED BROWNFIELDS

Brownfields are real property, the expansion, redevelopment, or reuse of which may be complicated by the presence or potential presence of a hazardous substance, pollutant, or contaminant. Cleaning up and reinvesting in these properties protects the environment, reduces blight, and takes development pressures off greenspaces and working lands. This database is made available by the United States Environmental Protection Agency (EPA).

Government Publication Date: Feb 20, 2018

FEMA Underground Storage Tank Listing: FEMA UST

The Federal Emergency Management Agency (FEMA) of the Department of Homeland Security maintains a list of FEMA owned underground storage tanks.

Government Publication Date: Dec 31, 2017

LIEN on Property: SEMS LIEN

The EPA Superfund Enterprise Management System (SEMS) provides LIEN information on properties under the EPA Superfund Program.

Government Publication Date: Aug 13, 2018

Superfund Decision Documents: SUPERFUND ROD

This database contains a listing of decision documents for Superfund sites. Decision documents serve to provide the reasoning for the choice of (or) changes to a Superfund Site cleanup plan. The decision documents include Records of Decision (ROD), ROD Amendments, Explanations of Significant Differences (ESD), along with other associated memos and files. This information is maintained and made available by the US EPA (Environmental Protection Agency).

Government Publication Date: Aug 13, 2018

State

Hazardous Substance Waste Disposal Sites: HSWDS

A list of sites included in Hazardous Substance Waste Disposal Site Study reports made available by the New York Department of Environmental Conservation Division of Hazardous Waste Remediation. Provides information regarding the evolving status of hazardous substance waste disposal sites in New York.

Government Publication Date: Oct 24, 2003

Registry of Inactive Hazardous Waste Disposal Sites in New York State: SHWS

State-and tribal- equivalent CERCLIS. State Superfund Program (Inactive Hazardous Waste Disposal Site Remedial Program) (IHWDS) - Oversees the identification, investigation and cleanup of sites where consequential amounts of hazardous waste exist. These sites go through a process of investigation, evaluation, cleanup and monitoring that has several distinct stages. This list is made available by New York State Department of Environmental Conservation's State Superfund Program.

Government Publication Date: Sep 14, 2018

Delisted Registry of Inactive Hazardous Waste Disposal Sites in New York: DSHW

This database contains a Registry of Inactive Hazardous Waste Disposal sites which have been removed from New York Department of Environmental Conservation's Environmental Site Remediation database.

Government Publication Date: Sep 14, 2018

Vapor Intrusion Legacy Site List: VAPOR

New York is currently re-evaluating previous assumptions and decisions regarding the potential for soil vapor intrusion exposures at sites. As a result, all past, current, and future contaminated sites will be evaluated to determine whether these sites have the potential for exposures related to soil vapor intrusion. This list is made available by Department of Environmental Conservation's Vapor Intrusion Legacy Site List. This database is state equivalent CERCLIS.

Government Publication Date: Dec 29, 2017

Solid Waste Facilities and Landfills: SWF/LF

Solid Waste Information Management System (SWIMS) is an inventory containing active and inactive facilities throughout the state. This list is made available by Department of Environmental Conservation's Solid Waste Information Management System (SWIMS).

Government Publication Date: Sep 30, 2018

Leaking Storage Tanks: LST

This database contains records of chemical and petroleum spill incidents. They include leaking aboveground storage tanks or leaking underground storage tanks, with incidents of tank test failures, tank failures and tank overfill. This list is made available by New York State Department of Environmental Conservation's Spill Response Program.

Government Publication Date: Sep 14, 2018

Delisted Leaking Storage Tanks: DELISTED LST

List of Leaking Storage Tank sites which has been removed from New York Department of Environmental Conservation's Spill Response Program

Government Publication Date: Sep 14, 2018

Underground Storage Tanks- UST-Petroleum Bulk Storage (PBS): UST

Facilities within the Petroleum Bulk Storage (PBS) that have underground storage tanks. Underground petroleum storage facilities with a combined storage capacity over eleven hundred (1,100) gallons. This list is made available by NewYork Department of Environmental Conservation's Environmental Site Database Search.

Government Publication Date: Sep 14, 2018

The Bulk Storage Program Database - AST: AST

Facilities within the Petroleum Bulk Storage (PBS) that have aboveground storage tanks. Aboveground petroleum storage facilities with a combined storage capacity over eleven hundred (1,100) gallons. This list is made available by New York State Department of Environmental conservation's Petroleum Bulk Storage (PBS) program.

Government Publication Date: Sep 14, 2018

Delisted Storage Tanks: DELISTED TANKS

List of Storage Tank sites which has been removed from New York Department of Environmental Conservation's Environmental Site Database.

Government Publication Date: Sep 14, 2018

Petroleum Bulk Storage: TANKS

The Bulk Storage Program Database maintains the registrations of active and inactive bulk storage sites statewide. This database includes Petroleum Bulk Storage (PBS) tanks where no information is available on whether they are ASTs or USTs. This list is made available by Department of Environmental Conservation's Petroleum Bulk Storage (PBS) program.

Government Publication Date: Sep 14, 2018

Chemical Bulk Storage (CBS): CBS

Facilities that store regulated hazardous substances in underground tanks . "Hazardous substance" means any substance listed as hazardous or acutely hazardous in 6 NYCRR Part 597 or a mixture thereof. This list is made available by Department of Environmental Conservation's Chemical Bulk Storage (CBS) Program.

Government Publication Date: Sep 14, 2018

Major Oil Storage Facilities (MOSF): MOSF

In 1977, the New York State Legislature passed the "Oil Spill Prevention, Control and Compensation Act" (Article 12 of the Navigation Law). This law regulates all oil terminals and transport vessels operating in the waters of the State which have a storage capacity of 400,000 gallons or more. (Terminals and vessels with a capacity of 400,000 gallons or more are commonly referred to as major oil storage facilities or MOSFs). This list is made available by Department of Environmental Conservation's Major Oil Storage Facility (MOSF) Program.

Government Publication Date: Sep 14, 2018

Registry of Engineering Controls in New York State: ENG

Registry of Engineering Controls in New York State taken from the Environmental Site Remediation Database.

Government Publication Date: Sep 14, 2018

Registry of Institutional Controls in New York State: INST

Registry of Institutional Controls in New York State taken from the Environmental Site Remediation Database.

Government Publication Date: Sep 14, 2018

Voluntary Cleanup Agreements: VCP

New York established its Voluntary Cleanup Program (VCP) to address the environmental, legal and financial barriers that often hinder the redevelopment and reuse of contaminated properties. The Voluntary Cleanup Program was developed to enhance private sector cleanup of brownfields by enabling parties to remediate sites using private rather than public funds and to reduce the development pressures on "greenfield" sites. This list is made available by Department of Environmental Conservation's Voluntary Cleanup Program.

Government Publication Date: Sep 14, 2018

Environmental Restoration Program Listing: ERP

Environmental Restoration Program - Provides municipalities with financial assistance for site investigation and remediation at eligible brownfield sites. In an effort to spur the cleanup and redevelopment of brownfields, New Yorkers approved a $200 million Environmental Restoration Fund as part of the $1.75 billion Clean Water/Clean Air Bond Act of 1996 (Bond Act). Under the Environmental Restoration Program, the State provides grants to municipalities to reimburse up to 90 percent of on-site eligible costs and 100% of off-site eligible costs for site investigation and remediation activities. This list is made available by Department of Environmental Conservation's Environmental Restoration Program.

Government Publication Date: Sep 14, 2018

Brownfields Site List (Subset of Site Remediation): BROWNFIELDS

Brownfield Cleanup Program was developed to enhance private-sector cleanups of brownfields and to reduce development pressure on "Greenfields". A Brownfield site is real property, the redevelopment or reuse of which may be complicated by the presence or potential presence of a contaminant. Contaminants include hazardous waste and/or petroleum. This list is made available by Department of Environmental Conservation's Brownfield Cleanup Program.
Government Publication Date: Sep 14, 2018

Tribal

Leaking Underground Storage Tanks (LUSTs) on Tribal/Indian Lands: INDIAN LUST
LUSTs on Tribal/Indian Lands in Region 2, which includes New York and New Jersey. There are no LUST records in New York at this time.
Government Publication Date: Jan 28, 2016

Underground Storage Tanks (USTs) on Indian Lands: INDIAN UST
USTs on Tribal/Indian Lands in Region 2, which includes New York and New Jersey.
Government Publication Date: Apr 04, 2016

Delisted Tribal Leaking Storage Tanks: DELISTED ILST
Leaking Underground Storage Tank facilities which have been removed from the Regional Tribal LUST lists made available by the EPA.
Government Publication Date: Oct 14, 2017

Delisted Tribal Underground Storage Tanks: DELISTED IUST
Underground Storage Tank facilities which have been removed from the Regional Tribal UST lists made available by the EPA.
Government Publication Date: Oct 14, 2017

County

Cortland County Storage Tanks: CORTLAND TANKS
Listing of aboveground and underground storage tanks in Cortland County. *NYSDEC does not maintain the PBS registration records for this county.
Government Publication Date: Oct 5, 2018

Nassau County Storage Tanks: NASSAU TANKS
Listing of aboveground and underground storage tanks in Nassau County. This database does not include tanks of gasoline, diesel and kerosene.
*NYSDEC does not maintain the PBS registration records for this county.
Government Publication Date: Apr 30, 2017

Rockland Storage Tanks: ROCKLAND TANKS
Listing of aboveground and underground storage tanks in Rockland County. *NYSDEC does not maintain the PBS registration records for this county.
Government Publication Date: Feb 2, 2017

Suffolk Storage Tanks: SUFFOLK TANKS
Listing of aboveground and underground storage tanks in Suffolk County. *NYSDEC does not maintain the PBS registration records for this county.
Government Publication Date: Mar 3, 2015

Westchester Storage Tanks: WSTCHST TANKS
Listing of aboveground and underground storage tanks in Westchester County.
*NYSDEC does not maintain the PBS registration records for this county.
Government Publication Date: Jul 20, 2018

Delisted County Records: DELISTED COUNTY
Records removed from county databases. Records may be removed from the county lists made available by the respective county departments because they are inactive, or because they have been deemed to be below reportable thresholds.
Government Publication Date: Oct 5, 2018

Additional Environmental Record Sources

Federal

Facility Registry Service/Facility Index: FINDS/FRS

The US Environmental Protection Agency (EPA)'s Facility Registry System (FRS) is a centrally managed database that identifies facilities, sites or places subject to environmental regulations or of environmental interest. FRS creates high-quality, accurate, and authoritative facility identification records through rigorous verification and management procedures that incorporate information from program national systems, state master facility records, data collected from EPA's Central Data Exchange registrations and data management personnel.

Government Publication Date: Oct 17, 2018

Toxics Release Inventory (TRI) Program: TRIS

The EPA's Toxics Release Inventory (TRI) is a database containing data on disposal or other releases of over 650 toxic chemicals from thousands of U.S. facilities and information about how facilities manage those chemicals through recycling, energy recovery, and treatment. One of TRI's primary purposes is to inform communities about toxic chemical releases to the environment.

Government Publication Date: Dec 31, 2017

Hazardous Materials Information Reporting System: HMIRS

US DOT - Department of Transportation Pipeline and Hazardous Materials Safety Administration (PHMSA) Incidents Reports Database taken from Hazmat Intelligence Portal, U.S. Department of Transportation.

Government Publication Date: May 23, 2018

National Clandestine Drug Labs: NCDL

The U.S. Department of Justice ("the Department") provides this data as a public service. It contains addresses of some locations where law enforcement agencies reported they found chemicals or other items that indicated the presence of either clandestine drug laboratories or dumpsites. In most cases, the source of the entries is not the Department, and the Department has not verified the entry and does not guarantee its accuracy.

Government Publication Date: Jul 18, 2018

Toxic Substances Control Act: TSCA

The Environmental Protection Agency (EPA) is amending the Toxic Substances Control Act (TSCA) section 8(a) Inventory Update Reporting (IUR) rule and changing its name to the Chemical Data Reporting (CDR) rule.

The CDR enables EPA to collect and publish information on the manufacturing, processing, and use of commercial chemical substances and mixtures (referred to hereafter as chemical substances) on the TSCA Chemical Substance Inventory (TSCA Inventory). This includes current information on chemical substance production volumes, manufacturing sites, and how the chemical substances are used. This information helps the Agency determine whether people or the environment are potentially exposed to reported chemical substances. EPA publishes submitted CDR data that is not Confidential Business Information (CBI).

Government Publication Date: Jun 30, 2017

Hist TSCA: HIST TSCA

The Environmental Protection Agency (EPA) is amending the Toxic Substances Control Act (TSCA) section 8(a) Inventory Update Reporting (IUR) rule and changing its name to the Chemical Data Reporting (CDR) rule.

The 2006 IUR data summary report includes information about chemicals manufactured or imported in quantities of 25,000 pounds or more at a single site during calendar year 2005. In addition to the basic manufacturing information collected in previous reporting cycles, the 2006 cycle is the first time EPA collected information to characterize exposure during manufacturing, processing and use of organic chemicals. The 2006 cycle also is the first time manufacturers of inorganic chemicals were required to report basic manufacturing information.

Government Publication Date: Dec 31, 2006

FTTS Administrative Case Listing: FTTS ADMIN

An administrative case listing from the Federal Insecticide, Fungicide, & Rodenticide Act (FIFRA) and Toxic Substances Control Act (TSCA), together known as FTTS. This database was obtained from the Environmental Protection Agency's (EPA) National Compliance Database (NCDB). The FTTS and NCDB was shut down in 2006.

Government Publication Date: Jan 19, 2007

FTTS Inspection Case Listing: FTTS INSP

An inspection case listing from the Federal Insecticide, Fungicide, & Rodenticide Act (FIFRA) and Toxic Substances Control Act (TSCA), together known as FTTS. This database was obtained from the Environmental Protection Agency's (EPA) National Compliance Database (NCDB). The FTTS and NCDB was shut down in 2006.

Government Publication Date: Jan 19, 2007

Potentially Responsible Parties List: PRP

Early in the cleanup process, the Environmental Protection Agency (EPA) conducts a search to find the potentially responsible parties (PRPs). EPA looks for evidence to determine liability by matching wastes found at the site with parties that may have contributed wastes to the site.

Government Publication Date: Aug 13, 2018

State Coalition for Remediation of Drycleaners Listing: SCRD DRYCLEANER

The State Coalition for Remediation of Drycleaners (SCRD) was established in 1998, with support from the U.S. Environmental Protection Agency (EPA) Office of Superfund Remediation and Technology Innovation. Coalition members are states with mandated programs and funding for drycleaner site remediation. Current members are Alabama, Connecticut, Florida, Illinois, Kansas, Minnesota, Missouri, North Carolina, Oregon, South Carolina, Tennessee, Texas, and Wisconsin.

Government Publication Date: Nov 08, 2017

Integrated Compliance Information System (ICIS): ICIS

The Integrated Compliance Information System (ICIS) is a system that provides information for the Federal Enforcement and Compliance (FE&C) and the National Pollutant Discharge Elimination System (NPDES) programs. The FE&C component supports the Environmental Protection Agency's (EPA) Civil Enforcement and Compliance program activities. These activities include Compliance Assistance, Compliance Monitoring and Enforcement. The NPDES program supports tracking of NPDES permits, limits, discharge monitoring data and other program reports.

Government Publication Date: Nov 18, 2016

Drycleaner Facilities: FED DRYCLEANERS

A list of drycleaner facilities from the Integrated Compliance Information System (ICIS). The Environmental Protection Agency (EPA) tracks facilities that possess NAIC and SIC codes that classify businesses as drycleaner establishments.

Government Publication Date: May 29, 2018

Delisted Drycleaner Facilities: DELISTED FED DRY

List of sites removed from the list of Drycleaner Facilities (sites in the EPA's Integrated Compliance Information System (ICIS) with NAIC or SIC codes identifying the business as a drycleaner establishment).

Government Publication Date: May 29, 2018

Formerly Used Defense Sites: FUDS

Formerly Used Defense Sites (FUDS) are properties that were formerly owned by, leased to, or otherwise possessed by and under the jurisdiction of the Secretary of Defense prior to October 1986, where the Department of Defense (DoD) is responsible for an environmental restoration. This list is published by the U.S. Army Corps of Engineers.

Government Publication Date: Oct 23, 2018

Material Licensing Tracking System (MLTS): MLTS

A list of sites that store radioactive material subject to the Nuclear Regulatory Commission (NRC) licensing requirements. This list is maintained by the NRC. As of September 2016, the NRC no longer releases location information for sites. Site locations were last received in July 2016.

Government Publication Date: Nov 1, 2018

Historic Material Licensing Tracking System (MLTS) sites: HIST MLTS

A historic list of sites that have inactive licenses and/or removed from the Material Licensing Tracking System (MLTS). In some cases, a site is removed from the MLTS when the state becomes an "Agreement State". An Agreement State is a State that has signed an agreement with the Nuclear Regulatory Commission (NRC) authorizing the State to regulate certain uses of radioactive materials within the State.

Government Publication Date: Jan 31, 2010

Mines Master Index File: MINES

The Master Index File (MIF) contains mine identification numbers issued by the Department of Labor Mine Safety and Health Administration (MSHA) for mines active or opened since 1971. Note that addresses may or may not correspond with the physical location of the mine itself.

Government Publication Date: Jan 30, 2018

Alternative Fueling Stations: ALT FUELS

List of alternative fueling stations made available by the US Department of Energy's Office of Energy Efficiency & Renewable Energy. Includes Biodiesel stations, Ethanol (E85) stations, Liquefied Petroleum Gas (Propane) stations, Ethanol (E85) stations, Natural Gas stations, Hydrogen stations, and Electric Vehicle Supply Equipment (EVSE). The National Renewable Energy Laboratory (NREL) obtains information about new stations from trade media, Clean Cities coordinators, a Submit New Station form on the Station Locator website, and through collaborating with infrastructure equipment and fuel providers, original equipment manufacturers (OEMs), and industry groups.

Government Publication Date: Oct 16, 2018

Registered Pesticide Establishments: SSTS

List of active EPA-registered foreign and domestic pesticide-producing and device-producing establishments based on data from the Section Seven Tracking System (SSTS). The Federal Insecticide, Fungicide, and Rodenticide Act (FIFRA) Section 7 requires that facilities producing pesticides, active ingredients, or devices be registered. The list of establishments is made available by the EPA.

Government Publication Date: Mar 1, 2018

Polychlorinated Biphenyl (PCB) Notifiers: PCB

Facilities included in the national list of facilities that have notified the United States Environmental Protection Agency (EPA) of Polychlorinated Biphenyl (PCB) activities. Any company or person storing, transporting or disposing of PCBs or conducting PCB research and development must notify the EPA and receive an identification number.

Government Publication Date: Sep 14, 2018

State

Spill Incidents Database: NY SPILLS

Spill Incidents Database has records dating back to 1978. This database contains records of chemical and petroleum spill incidents. The DEC Spill Response program receives and compiles reports of hazardous material spills occurring anywhere in New York State. These reports are submitted through the Spill Hotline and other mechanisms, and entered by DEC spill response staff into the state's official data base of Spill Incidents Reports. This list is made available by New York State Department of Environmental Conservation's Spill Response Program.

Government Publication Date: Sep 14, 2018

Registed Dry Cleaner Facilities: DRYCLEANERS

The Division of Air Resources of the Department of Environmental Conservation (DEC) tracks all registered dry cleaner facilities.

Government Publication Date: Aug 3, 2018

Hazardous Waste Manifest: NY MANIFEST

This data has been compiled from hazardous waste manifest shipments to, from or within New York State. The Bureau of Program Management in the Division of Environmental Remediation is responsible for maintaining hazardous waste manifest records.

Government Publication Date: Apr 30, 2017

Tribal

No Tribal additional environmental record sources available for this State.

County

New York City E-Designated Sites: E DESIGNATION

List of sites with an E-Designation - a NYC zoning map designation that indicates the presence of an environmental requirement pertaining to potential hazardous materials contamination, window/wall noise attenuation, or air quality impacts on a particular tax lot. The New York City Office of Environmental Remediation administers the E-Designation Environmental Review Program to avoid significant adverse impacts to human health or the environment through exposure to these hazards.

Government Publication Date: Sep 19, 2017

Definitions

Database Descriptions: This section provides a detailed explanation for each database including: source, information available, time coverage, and acronyms used. They are listed in alphabetic order.

Detail Report: This is the section of the report which provides the most detail for each individual record. Records are summarized by location, starting with the project property followed by records in closest proximity.

Distance: The distance value is the distance between plotted points, not necessarily the distance between the sites' boundaries. All values are an approximation.

Direction: The direction value is the compass direction of the site in respect to the project property and/or center point of the report.

Elevation: The elevation value is taken from the location at which the records for the site address have been plotted. All values are an approximation. Source: Google Elevation API.

Executive Summary: This portion of the report is divided into 3 sections:

'Report Summary'- Displays a chart indicating how many records fall on the project property and, within the report search radii.

'Site Report Summary'-Project Property'- This section lists all the records which fall on the project property. For more details, see the 'Detail Report' section.

'Site Report Summary-Surrounding Properties'- This section summarizes all records on adjacent properties, listing them in order of proximity from the project property. For more details, see the 'Detail Report' section.

Map Key: The map key number is assigned according to closest proximity from the project property. Map Key numbers always start at #1. The project property will always have a map key of '1' if records are available. If there is a number in brackets beside the main number, this will indicate the number of records on that specific property. If there is no number in brackets, there is only one record for that property.

The symbol and colour used indicates 'elevation': the red inverted triangle will dictate 'ERIS Sites with Lower Elevation', the yellow triangle will dictate 'ERIS Sites with Higher Elevation' and the orange square will dictate 'ERIS Sites with Same Elevation.'

Unplottables: These are records that could not be mapped due to various reasons, including limited geographic information. These records may or may not be in your study area, and are included as reference.

ERIS
ENVIRONMENTAL RISK INFORMATION SERVICES

FIRE INSURANCE MAPS

Project Property:	*2190309*
	900 Publishers Parkway
	Webster NY 14580
Project No:	*2190309*
Requested By:	*LaBella Associates*
Order No:	*20181212204*
Date Completed:	*December 12, 2018*

Please note that no information was found for your site or adjacent properties.

Environmental Risk Information Services
A division of Glacier Media Inc.
1.866.517.5204 | info@erisinfo.com | erisinfo.com