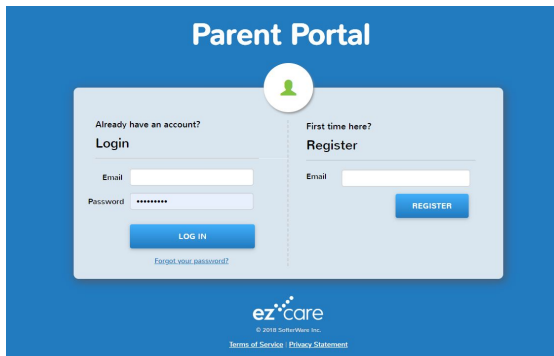
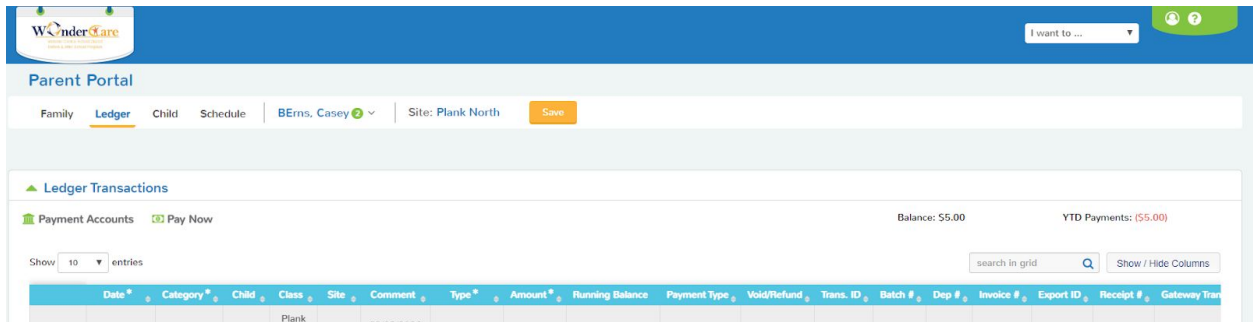


Signing up for EFT/Auto Draft OR updating/adding credit card/bank info

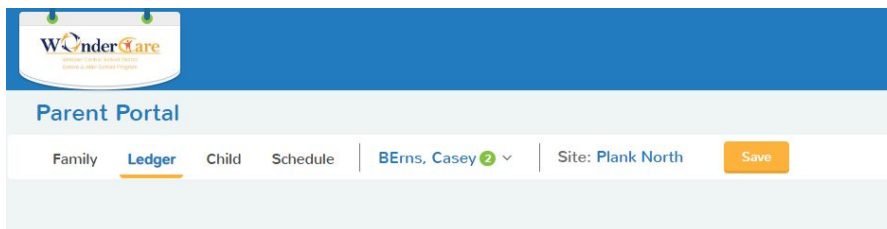
- 1) Log On to Parent Portal: <https://app.ezcaresoftware.com/portal>
 - a) If you are a new user follow the RIGHT hand side



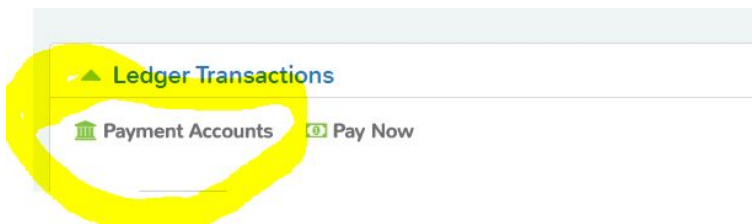
*Your opening page may look different than below, you may open to Family or Child etc
(Your account will open to the last tab you were on, when you logged out)*



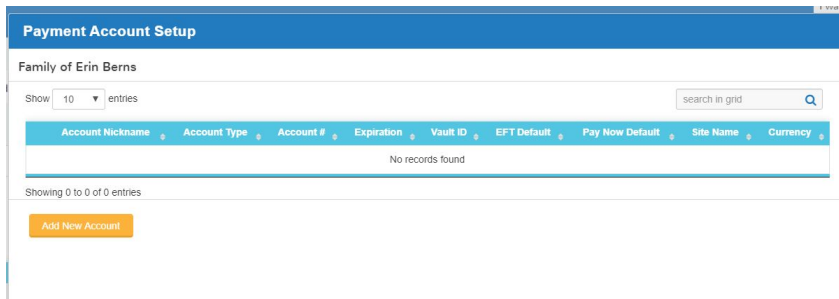
- 2) Select LEDGER from top toolbar



- 3) Select PAYMENT ACCOUNTS
 - a) or PAY NOW to make a one time payment

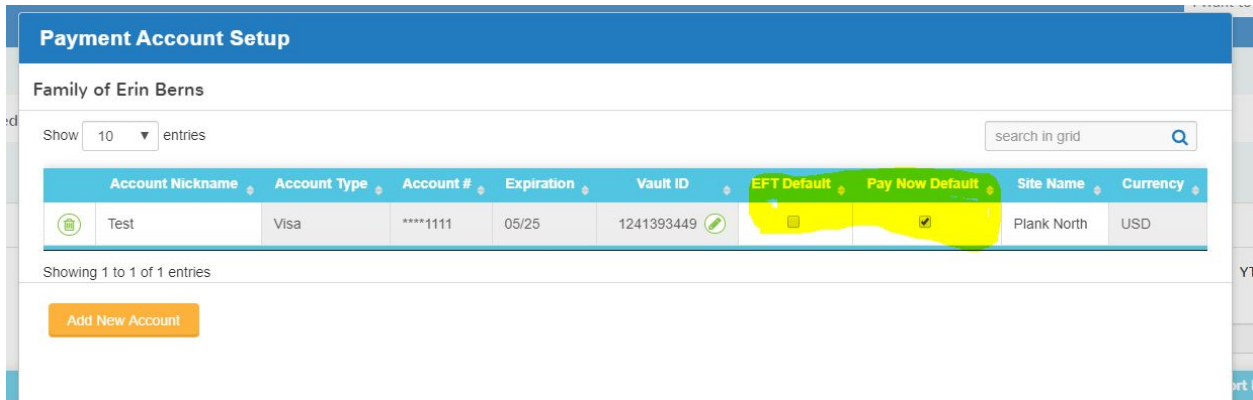


4) Select orange ADD NEW ACCOUNT



5) Enter your account information and create a “nickname” then save account.

6) You will now see this option to use that account for EFT or PAY NOW. By selecting EFT, you will be automatically drawn on the 15th of each month (if the 15th falls on a weekend, it will be the following Monday). By selecting PAY NOW, you will be responsible to login and pay your account.



*****Anyone who signs up for EFT/Auto Draft, will be entered into a drawing for ONE month free tuition. You will be entered an additional time, if you use your Checking or Savings account (not a debit card)!***

*****This will be drawn on 9/1/2020***