


**Webster Central School District
BOARD OF EDUCATION
Workshop Meeting**

**Thursday,
March 29, 2018**

**3rd Floor District Administrative Offices
Conference Room B**

6:30 p.m.	Workshop: Youth Risk Behavior Survey Results	Information
7:30 p.m.	Adjournment	Action

Webster Board of Education
Workshop 3/29/18



Youth Risk Behavior Survey

Background

- Youth Risk Behavior Survey (YRBS)
 - nationally administered
 - created by the CDC
- Webster has participated since 1990
- Students grades 7 through 12

How have we used our data?

- Health class curriculum and instruction
- Shared and processed with all secondary administrative and mental health teams
- WHEN: Identification of issues and goal setting
- CAP Facts on website and in newsletters
- ACEs presentations to all faculty and transportation

Other uses of YRBS data

- Assess trends in health risk behaviors among middle and high school youth
- Help schools and communities to understand risk and health behaviors of our students
- Evaluate the impact of school and community interventions
- Develop programs/policies to reduce risk and promote protective factors
- Utilize data for funding proposals

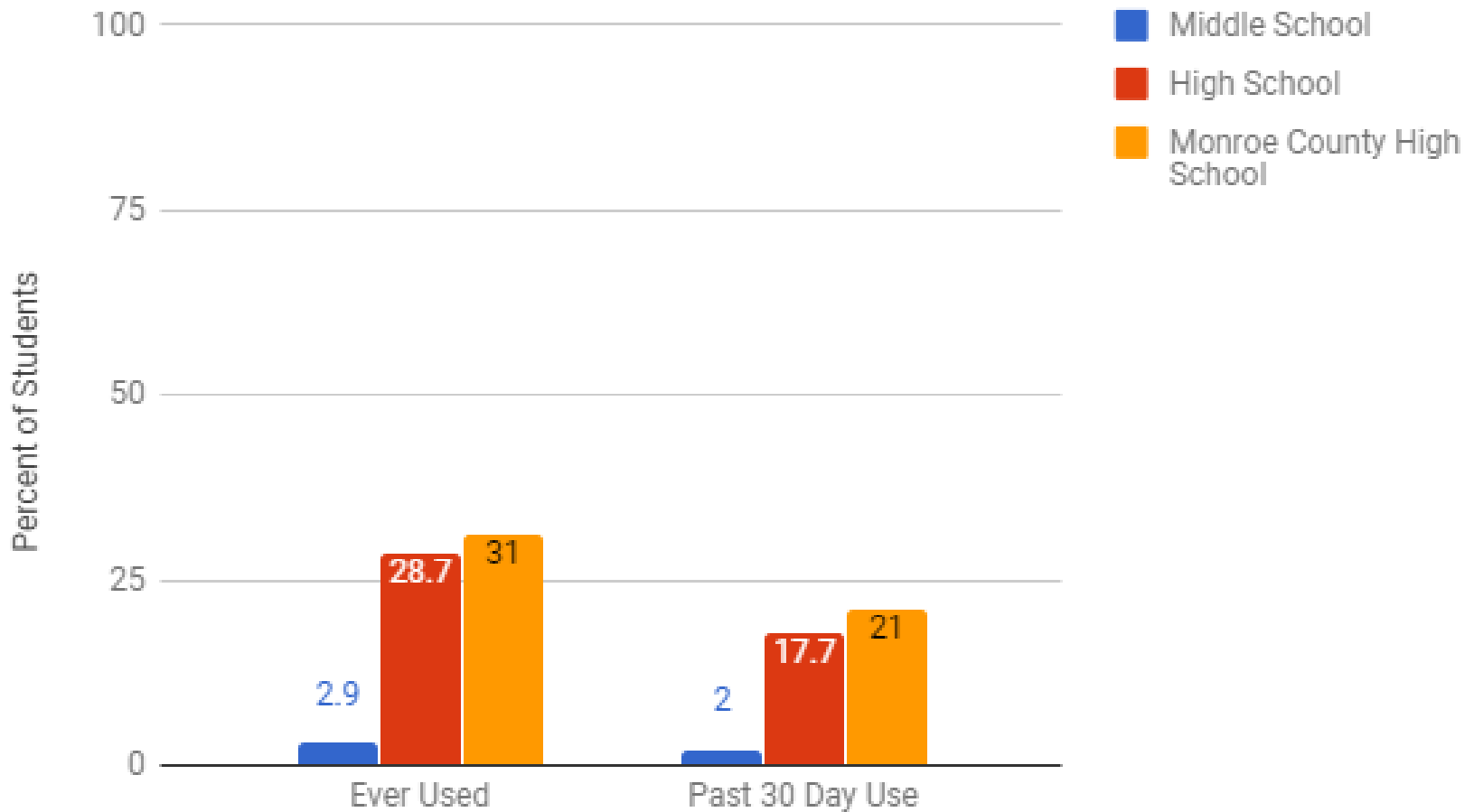
Webster's Data



Youth Risk Behavior Survey

2017

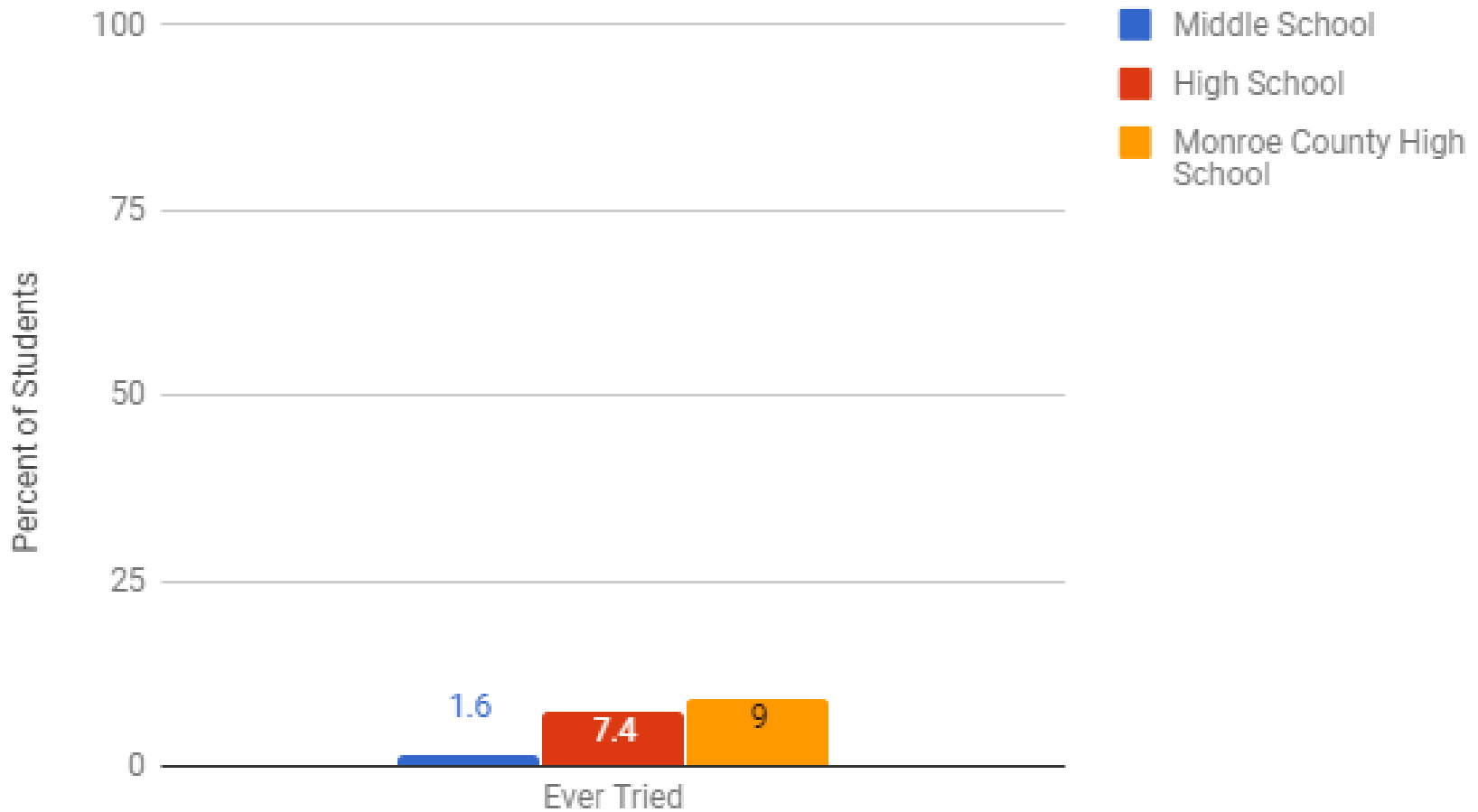
Marijuana Use



Parent Perception

- 36.7% of parents do not think or are unsure if marijuana use is a problem
- 80.5% of parents think that it is easy to get

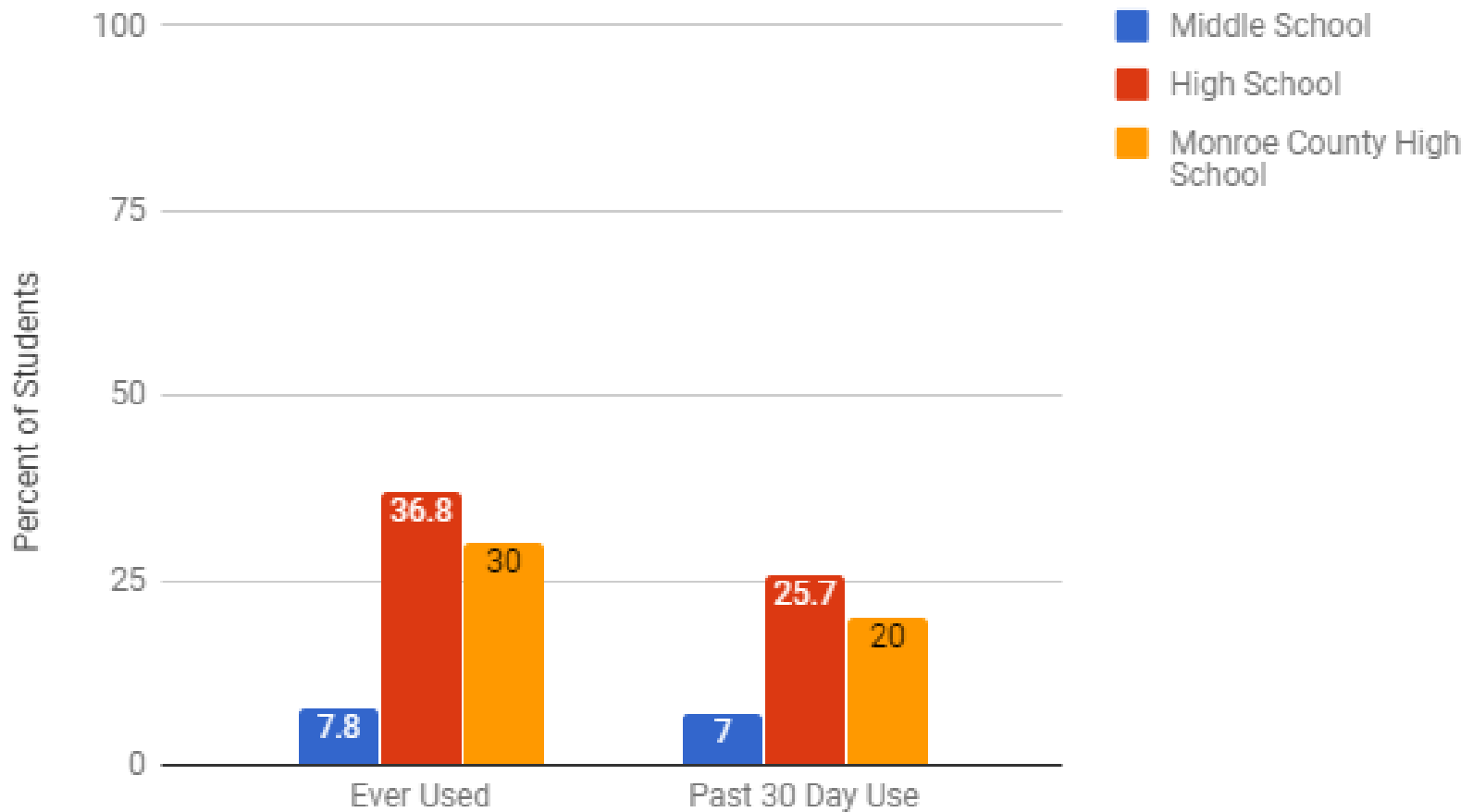
Used Another's Prescription Drugs



Parent Perception

- 59% of adults believe that prescription pill use is a problem for youth in Webster
- 61% think pills are easy for youth to get

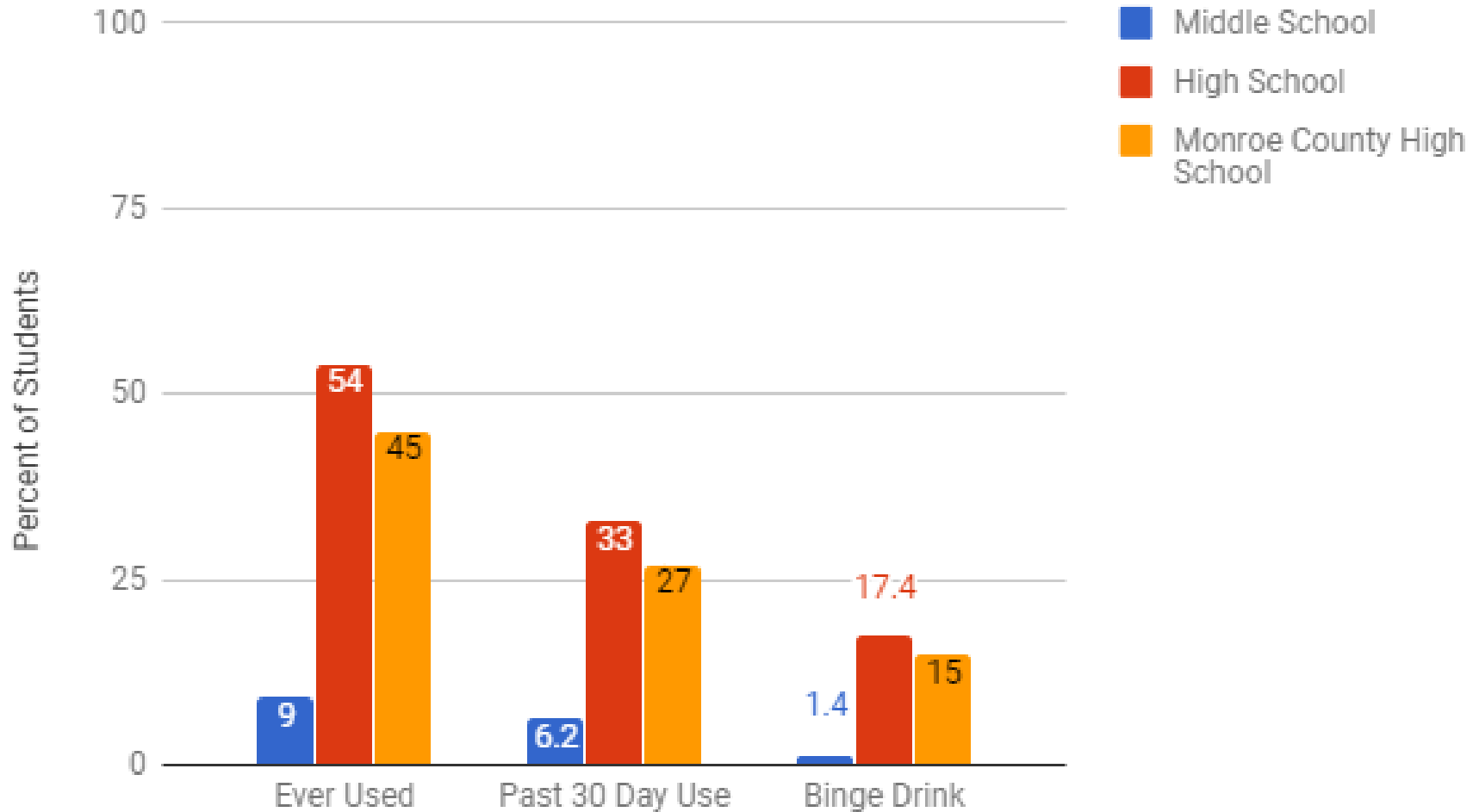
Vapes and E-Cigarettes



Parent Perception

- 49% of adults think that e-cigs/vaping are a problem
- 47% are unsure
- 82% of kids think that parents would feel it would be wrong or very wrong for them to use an e-cig or vape.

Alcohol



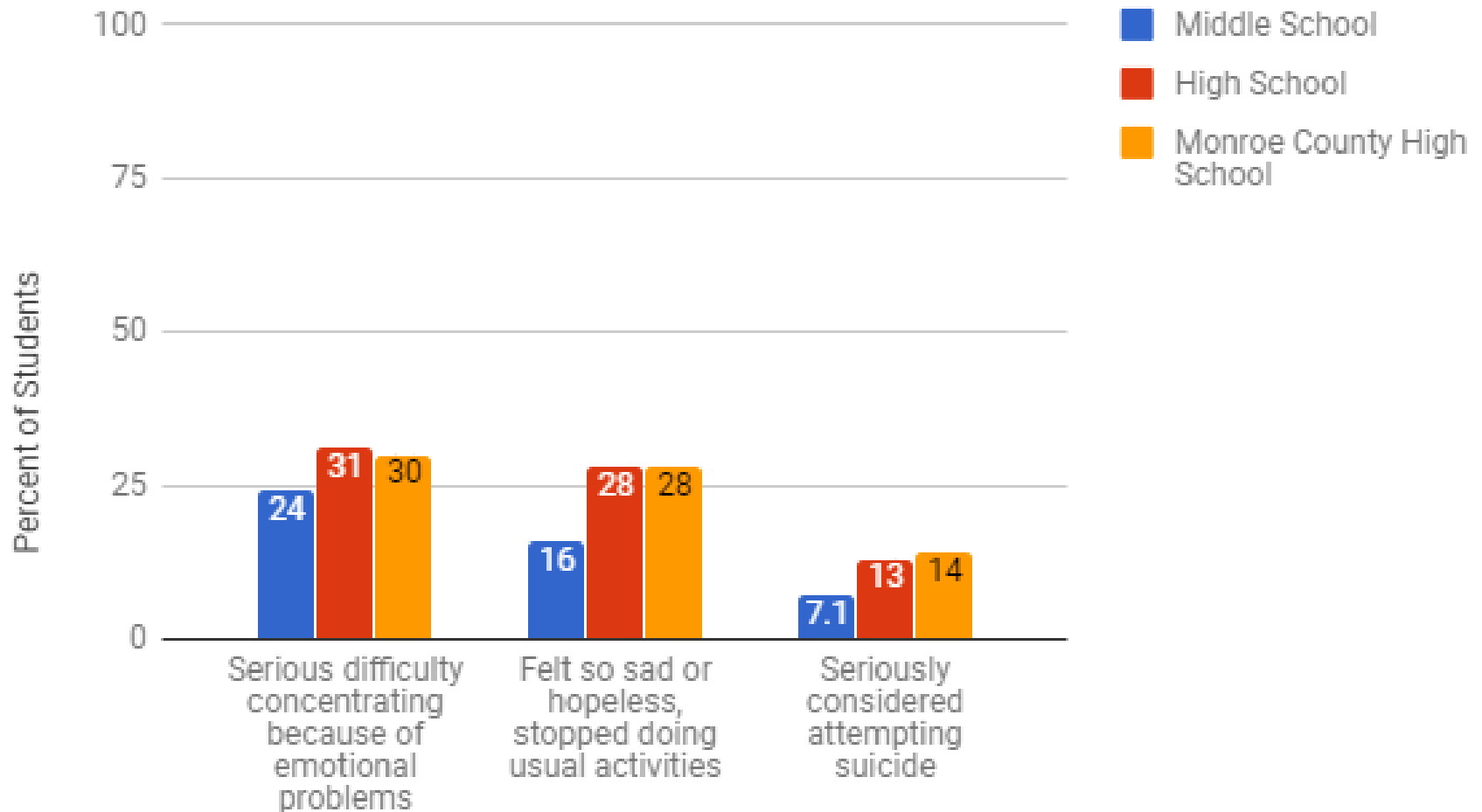
Parent Perception

- 50.2% of adults believe that alcohol is a problem for youth in Webster
- 40.4 are unsure

Student Perception

- only 65% of kids believe that parents feel it would be wrong or very wrong for them to drink

Mental Health



Adverse Childhood Experiences (ACEs)

- A traumatic experience in a person's life occurring before the age of 18.

ACE's...

ABUSE



Physical



Emotional



Sexual

NEGLECT



Physical



Emotional

HOUSEHOLD DYSFUNCTION



Mental Illness



Incarcerated Relative



Mother treated violently



Substance Abuse



Divorce

ACEs...

Why should we care?

ACEs Data: Webster

Distribution of ACEs Score Category for Webster

	N	% of Total with Completed ACEs
1 ACEs Flag	395	24%
2 ACEs Flags	208	13%
3 ACEs Flags	113	7%
4 or More ACEs Flags	153	9%
No ACEs Flags	757	47%
Grand Total	1,626	100%

School District
Webster

ACES Total Score Category

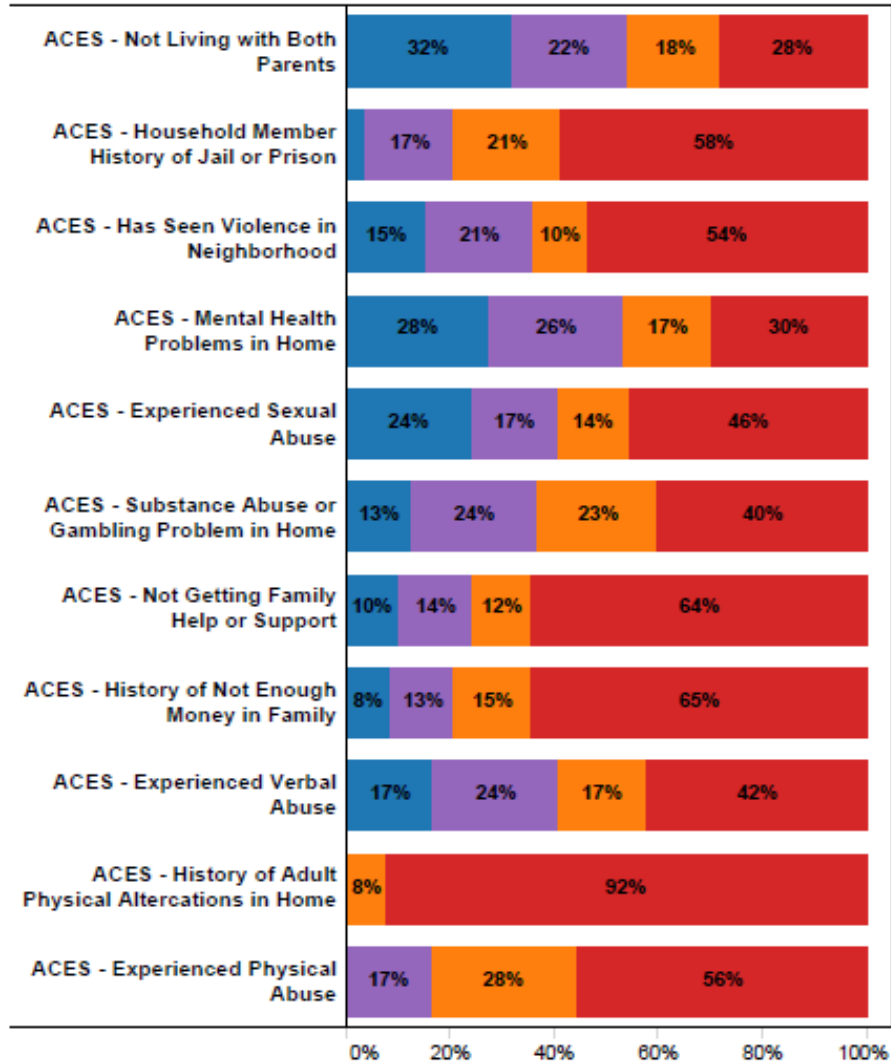
1 ACES Flag

2 ACES Flags

3 ACES Flags

4 or More ACES Flags

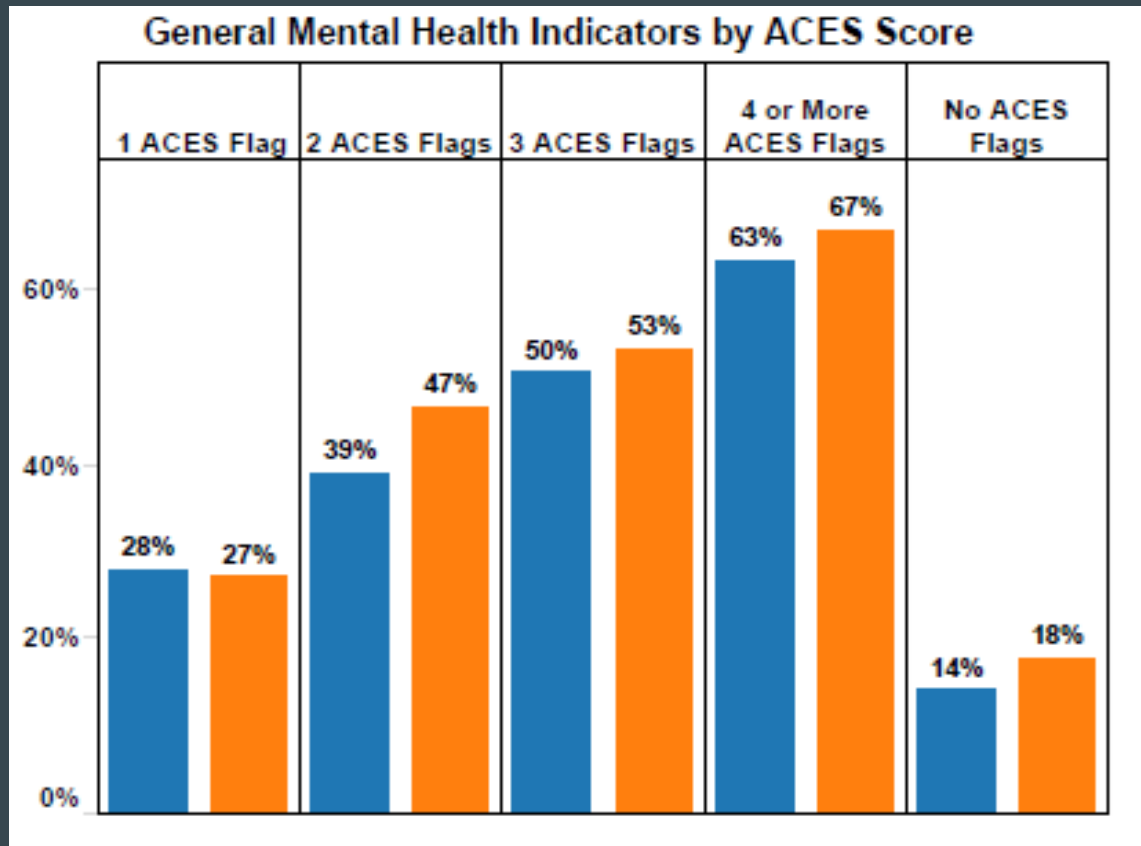
Distribution of ACES Score Category for Each ACES Question



ACES Flag Detail

	Grand Total	1 ACES Flag	2 ACES Flags	3 ACES Flags	4 or More ACES Flags
Not Living With Both Parents	463	148	102	84	129
Household Member History of Jail or Prison	154	6	26	32	90
Has Seen Violence in Neighborhood	97	15	20	10	52
Lived with Someone with Mental Health Problems	414	115	106	70	123
Has Experienced Sexual Abuse	103	25	17	14	47
Lived with Someone with Substance Abuse or Gambling Problem	308	39	75	71	123
Family Does Not Give Help or Support They Need	78	8	11	9	50
History of Not Enough Money for Family Basic Needs	48	4	6	7	31
Has Experienced Verbal Abuse	209	35	50	36	88
History of Adults in Home Involved in Physical Altercations	13	0	0	1	12
Has Experienced Physical Abuse	18	0	3	5	10

Mental Health Indicators by ACEs

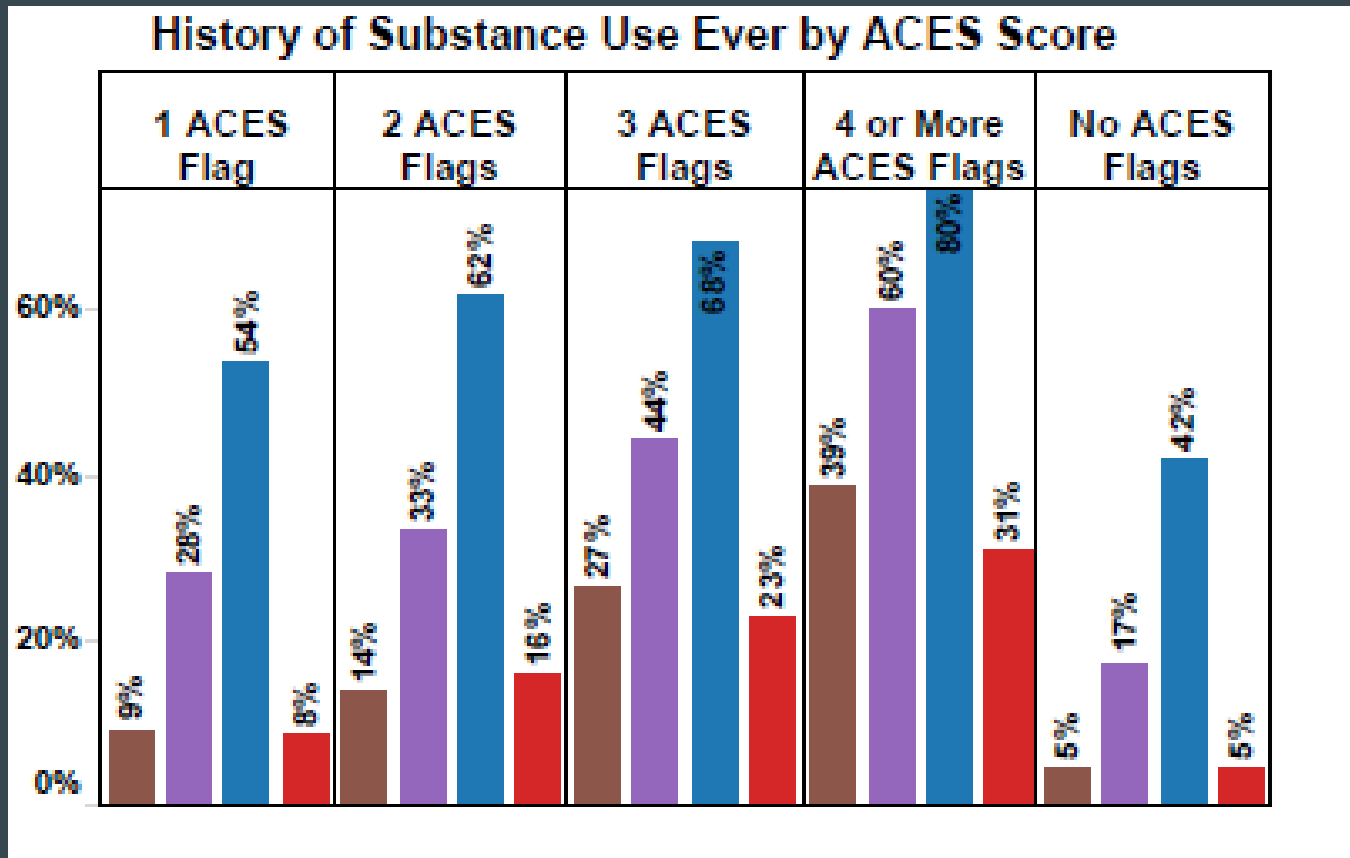


QUESTIONS

21. During the past 12 months, did you ever feel so sad or hopeless almost every day for two weeks or more in a row that you stopped doing some usual activities?

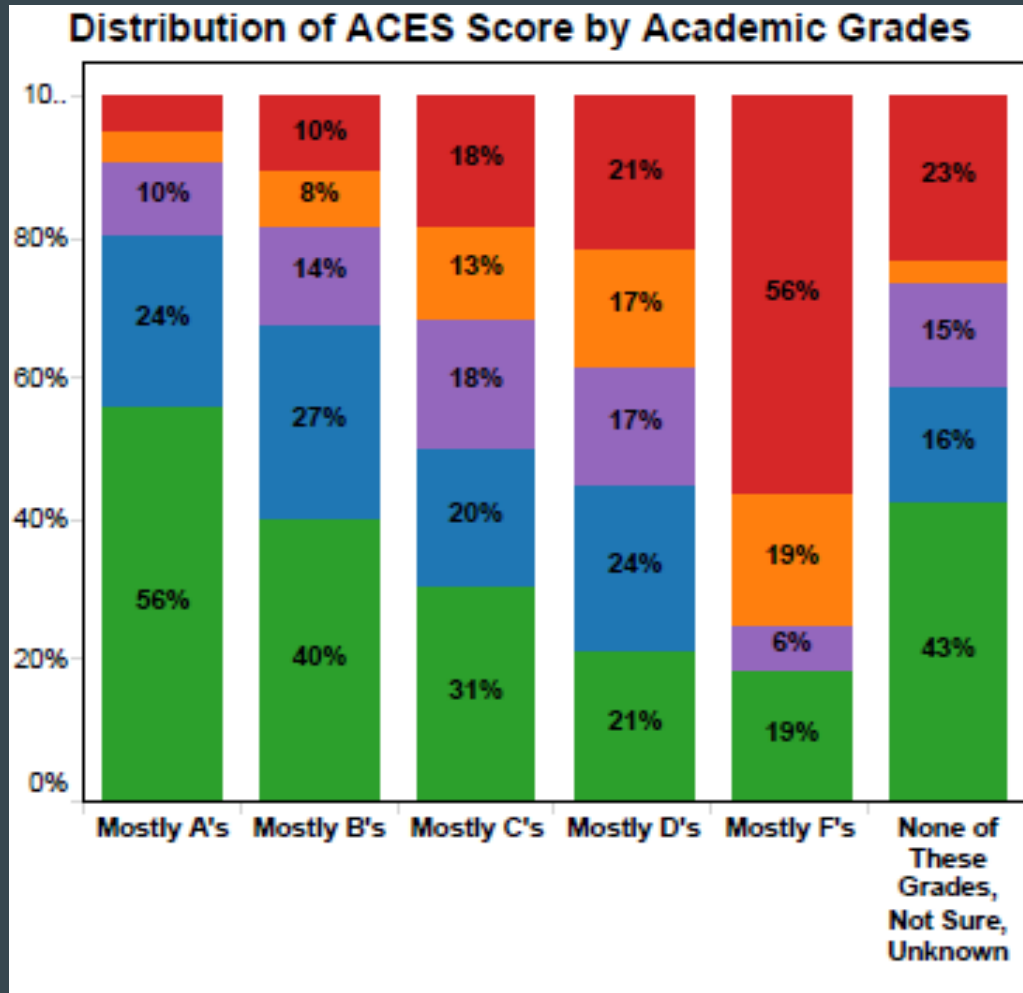
27. Because of a physical, mental or emotional problem, do you have serious difficulty concentrating, remembering, or making decisions?

Substance Use by ACEs



- % Tobacco Use Smoked Ever
- % Marijuana Use Ever
- % Alcohol Use Ever
- % Other Drug Use Ever

Grades and ACE Score



What can schools do about ACEs?

Relationships trump ACEs

Stable, nurturing relationships with caring adults can prevent or reverse the damaging effects of toxic stress.

How can schools mitigate the impact of ACEs?

- Build meaningful relationships with All students
- Foster a safe and predictable environment with clear consistent expectations (PBIS)
- Embed social & emotional skills instruction into curriculum

Continued...

- Provide a multi-tiered system of support
- Teach and practice mindfulness
- Implement Responsive Classroom framework
- Use restorative practices language



Resilience

Perseverance

Sticking to it because it's worth it, even when it's tough

Collaboration

Working together to benefit all

Integrity

Keeping my words and actions connected to the best I have to offer

Time Management

Balancing work and play for today and tomorrow

Self Management

Knowing myself and all the different things I can do to be at my best

Communication

Understanding what's important to others and how to share what's important to me

Resilience



- **Responsive caregiving** provided to youth from trusted adults can moderate the effects of early stress and neglect associated with trauma



- **Building resilience** can counter the effects of trauma/ACE's and help lead youth to more effective, productive and healthy adulthoods

Next Steps

Continue to incorporate Building Resilience research and resources from Dr. Kenneth Ginsburg

Responsive Classroom professional development

Professional development in the use of Restorative Practices

Questions.....

Comments.....

Link to YRBS data spreadsheet

<https://docs.google.com/spreadsheets/d/1oCtQQdhTXaKTPNtwItlypHTl5lQl2qxPdJY2S2EB-7I/edit#gid=1494234330>